



DuPage Water Commission

600 E. Butterfield Road, Elmhurst, IL 60126-4642
(630) 834-0100 Fax: (630) 834-0120

AGENDA

DUPAGE WATER COMMISSION

THURSDAY, AUGUST 18, 2016
6:30 P.M.

600 EAST BUTTERFIELD ROAD
ELMHURST, IL 60126

- I. Call to Order and Pledge of Allegiance
- II. Roll Call
(Majority of the Commissioners then in Office—minimum 7)
- III. Public Comments (limited to 3 minutes per person)
- IV. Approval of Minutes
(Concurrence of a Majority of those Commissioners Present, provided there is a quorum—minimum 4)

RECOMMENDED MOTION: To approve the Minutes of the June 16, 2016 Regular Meeting of the DuPage Water Commission (Voice Vote).

- V. Treasurer's Reports – June and July 2016
(Concurrence of a Majority of those Commissioners Present, provided there is a quorum—minimum 4)

RECOMMENDED MOTION: To accept the June and July 2016 Treasurer's Reports (Voice Vote).

- VI. Committee Reports
 - A. Finance Committee
 1. Report of 8/18/16 Finance Committee
 2. The 2016 Annual Audit Report - To accept the draft audit report for the fiscal year ending April 30, 2016, to direct the auditors to print the final report, and to direct staff to distribute the FY2016 audit report to the Commission's customers and other interested parties
(Concurrence of a Majority of those Commissioners Present, provided there is a quorum- minimum 4)
 3. Actions on Other Items Listed on 8/18/16 Finance Committee Agenda

All visitors must present a valid driver's license or other government-issued photo identification, sign in at the reception area and wear a visitor badge while at the DuPage Pumping Station.

B. Administration Committee

1. Report of 8/18/16 Administration Committee
2. Request For Board Action – Consulting Services - Rory Group, LLC.

(Concurrence of a Majority of the Appointed Commissioners-7)

RECOMMENDED MOTION: To Authorize the Execution of a Consulting Agreement with the Rory Group, LLC. for a one year period in an amount not to exceed \$18,000.00 (Roll Call).

3. Actions on Other Items Listed on 8/18/16 Administration Committee Agenda

C. Engineering & Construction Committee

1. Report of 8/18/16 Engineering & Construction Committee
2. Resolution No. R-20-16: A Resolution Suspending the Purchasing Procedures and Authorizing the General Manager to Purchase a 36-month Extended Service Coverage Agreement for the Commission's Emergency Generators at the August 18, 2016 DuPage Water Commission Meeting. **(Patten Power Systems in the total amount of \$50,050.00)**

(TO SUSPEND PURCHASING PROCEDURES: 2/3 Majority of those Commissioners Present, provided there is a quorum)

(Concurrence of a Majority of the Appointed Commissioners - 7)

3. Resolution No. R-21-16: A Resolution Approving and Ratifying Certain Work Authorization Orders Under Quick Response Electrical Contract QRE-7/15 at the August 18, 2016, DuPage Water Commission Meeting **(McWilliams Electric Co., Inc. at an estimated cost of \$17,700.00)**

(Concurrence of a Majority of the Appointed Commissioners - 7)

4. Resolution No. R-22-16: A Resolution Approving and Ratifying Certain Work Authorization Orders Under Quick Response Electrical Contract QRE-7/15 at the August 18, 2016, DuPage Water Commission Meeting. **(McWilliams Electric Co., Inc. at an estimated cost of \$1,500.00)**

(Concurrence of a Majority of the Appointed Commissioners - 7)

5. Resolution No. R-23-16: A Resolution Approving and Ratifying Certain Work Authorization Orders Under Quick Response Contract QR-10/13 at the August 18, 2016, DuPage Water Commission Meeting **(Rossi Contractors, Inc., at an estimated amount of \$1,900.00)**

(Concurrence of a Majority of the Appointed Commissioners - 7)

6. Resolution No. R-24-16: A Resolution Awarding a Contract to Provide Vacuum Excavation and Thermite Welding Services **(Corrpro Companies Inc., in a unit price contract estimated at \$70,795.00)**

(Concurrence of a Majority of the Appointed Commissioners - 7)

7. Resolution No. R-25-16: A Resolution Awarding a Contract for Masonry Rehabilitation and Window Replacement Work at the DuPage Pumping Station (**Mertes Contracting Corp. – \$286,445.00**)

(Affirmative Majority of the Appointed Commissioners, containing the votes of at least 1/3 of the County Appointed Commissioners and 40% of the Municipal Appointed Commissioners—3 County + 3 Muni+1=7)

8. Resolution R-26-16: A Resolution Suspending the Purchasing Procedures and Authorizing the Execution of a Consulting Agreement with IT Savvy, LLC for Network Management Services (**\$6,701.00/per month**)

(TO SUSPEND PURCHASING PROCEDURES: 2/3 Majority of those Commissioners Present, provided there is a quorum)

(Concurrence of a Majority of the Appointed Commissioners - 7)

9. Request For Board Action – To authorize an increase in cost under Quick Response Electrical Contract QRE-7.003. (**Windy City Electric Co. in an increased amount from \$40,000.00 to 49,337.49**)

(Concurrence of a Majority of the Appointed Commissioners - 7)

RECOMMENDED MOTION: To adopt item numbers 2 through 9 under the Engineering & Construction Report section of the Agenda in a single group pursuant to the Omnibus Vote Procedures (Roll Call).

10. Actions on Other Items Listed on 8/18/16 Engineering & Construction Committee Agenda

VII. Accounts Payable (June and July 2016)

(Affirmative Majority of the Appointed Commissioners, containing the votes of at least 1/3 of the County Appointed Commissioners and 40% of the Municipal Appointed Commissioners—3 County + 3 Muni+1=7)

RECOMMENDED MOTION: To approve the Accounts Payable in the amount of \$9,769,999.73 (June 2016, disbursements made with concurrence of Commission's Chairman) and \$10,531,329.16 (July 2016) subject to submission of all contractually required documentation, for invoices that have been received (Roll Call).

RECOMMENDED MOTION: To approve the Accounts Payable in the amount of \$1,309,475.00 (June 2016, disbursements made with concurrence of Commission's Chairman) and \$752,525.00 (July 2016) subject to submission of all contractually required documentation, for invoices that have not yet been received but have been estimated (Roll Call).

VIII. Chairman's Report

IX. Omnibus Vote Requiring Majority Vote

X. Omnibus Vote Requiring Super-Majority or Special Majority Vote

XI. Old Business

XII. New Business

XIII. Executive Session

(Concurrence of a Majority of those Commissioners Present, provided there is a quorum—minimum 4)

RECOMMENDED MOTION: To go into Executive Session to discuss security procedures pursuant to 5 ILCS 120/2(c)(8), to discuss matters related to personnel pursuant to 5 ILCS 120/2(c)(1) and (2), to discuss acquisition of real estate pursuant to 5 ILCS 120/2(c)(5), to discuss pending, probable, or imminent litigation pursuant to 5 ILCS 120/2(c)(11), and/or to discuss minutes of closed meetings pursuant to 5 ILCS 120/2(c)(21) (Roll Call).

RECOMMENDED MOTION: To come out of Executive Session (Voice Vote).

XIV. Adjournment

(Concurrence of a Majority of those Commissioners Present, provided there is a quorum—minimum 4)

**MINUTES OF A MEETING OF THE
DuPAGE WATER COMMISSION
HELD ON THURSDAY, JUNE 16, 2016
600 E. BUTTERFIELD ROAD
ELMHURST, ILLINOIS**

The meeting was called to order by Chairman Zay at 6:30 P.M.

Commissioners in attendance: J. Broda, L. Crawford, R. Furstenau, R. Gans, D. Novotny, J. Pruyn, F. Saverino, M. Scheck, P. Suess, and J. Zay

Commissioners Absent: J. Fennell, D. Loftus and D. Russo

Also in attendance: Treasurer B. Fates, J. Spatz, C. Johnson, J. Rodriguez, T. McGhee, R. C. Bostick, F. Frelka, J. Schori, M. Weed, E. Kazmierczak, and R. Jones of Gorski & Good

PUBLIC COMMENT

Jeff Cooper of Glen Ellyn, Illinois expressed his concerns regarding a contract for consulting services with the City of Elmhurst former Police Chief John Millner. Mr. Cooper noted that he had reached out to the Commission's District 4 Representatives and felt the answers that he had received regarding the specifics of Mr. Millner's role with the Commission were incomplete and asked that a response be provided within one week by either District Representative.

Chairman Zay responded on behalf of the District 4 Representatives by stating that the Commission hired the consulting firm of former City of Elmhurst Police Chief, Illinois former House Representative and State Senator John J. Millner. John J. Millner & Associates represents the Commission's best interest in Springfield, Illinois. Chairman Zay noted that Mr. Millner consistently monitors for any new or current legislation which may cause a concern to the Commission. Chairman Zay explained that there have been potential issues with consolidation of the Commission's organization, as well as, other municipalities outside the DuPage County area wanting to tap into the Commission's pipeline. Chairman Zay added that Mr. Millner keeps General Manager Spatz informed, on a regular basis, with any/all potential legislation that could negatively impact the Commission which in turn allows the Commission to continue providing clean safe water to the residents of DuPage County.

APPROVAL OF MINUTES

Commissioner Furstenau moved to approve the Minutes of the April 21, 2016 Regular Meeting of the DuPage Water Commission. Seconded by Commissioner Saverino and unanimously approved by a Voice Vote.

All voted aye. Motion carried.

TREASURER'S REPORT'S

Treasurer Fates presented the April 2016 and the May 2016 Treasurer's Reports, both reports consisting of 13 pages, noting that pages 1, 2 and 3 contained a brief summary of each report.

April 2016

Treasurer Fates pointed out the \$136.3 million of cash and investments on page 4, which reflected an increase of about \$1.8 million from the previous month. Treasurer Fates also pointed out the schedule of investments on pages 5 through 11 totaling \$130.1 million and the market yield on the total portfolio showed 1.02% basis points which remained the same from the prior month. On page 12, the statement of cash flows showed an increase in cash and investments by about \$36.7 million and operating activities increased cash by approximately \$16.7 million, roughly \$37.3 million of sales tax was received, and debt service payments totaled about \$12.0 million. On page 13, the monthly cash/operating report showed that the Commission had met or exceeded all of its reserve requirements.

May 2016

Treasurer Fates pointed out the \$140.8 million of cash and investments on page 4, which reflected an increase of about \$4.5 million from the previous month. Treasurer Fates also pointed out the schedule of investments on pages 5 through 11 totaling \$134.3 million and the market yield on the total portfolio showed 1.02% basis points which remained the same from the prior month. On page 12, the statement of cash flows showed an increase in cash and investments by about \$4.5 million and operating activities increased cash by approximately \$2.2 million, and roughly \$2.7 million of sales tax was received. On page 13, the monthly cash/operating report showed that the Commission had met or exceeded all of its reserve requirements.

Commissioner Suess moved to accept the April 2016 and the May 2016 Treasurer's Reports. Seconded by Commissioner Broda and unanimously approved by a Voice Vote.

All voted aye. Motion carried.

COMMITTEE REPORTS

Finance Committee – Reported by Commissioner Suess

Commissioner Suess reported that the Finance Committee had reviewed and recommended for approval all action items listed on the Finance Committee Agenda. After providing a brief summary, Commissioner Suess moved to Authorize the Transfer of Funds from the General Account to the Operating Reserve Account (\$10 Million). Seconded by Commissioner Furstenau and unanimously approved by a Roll Call Vote.

Ayes: J. Broda, L. Crawford, R. Furstenau, R. Gans, D. Novotny, J. Pruyne, F. Saverino, M. Scheck, P. Suess, and J. Zay

Nays: None

Absent: J. Fennell, D. Loftus, and D. Russo

Minutes of the 6/16/16 Commission Meeting

Commissioner Suess concluded his report by noting that a draft of the 2016 audit would be presented at the next Board meeting with the expectation of no deficiencies.

Administration Committee – Reported by Commissioner Broda

Commissioner Broda reported that the Administration Committee had reviewed and recommended for approval all action items listed on the Administration Committee Agenda. After providing a brief summary, Commissioner Broda moved to adopt Resolution No. R-16-16: A Resolution Releasing Certain Executive Session Meeting Minutes at the June 16, 2016, DuPage Water Commission Meeting. Seconded by Commissioner Crawford and unanimously approved by a Roll Call Vote.

Ayes: J. Broda, L. Crawford, R. Furstenau, R. Gans, D. Novotny, J. Pruyn, F. Saverino, M. Scheck, P. Suess, and J. Zay

Nays: None

Absent: J. Fennell, D. Loftus, and D. Russo

Engineering & Construction Committee – Reported by Commissioner Furstenau

Commissioner Furstenau reported that the Engineering & Construction Committee had reviewed and recommended for approval all action items listed on the Engineering & Construction Agenda. After providing a brief summary, Commissioner Furstenau moved to adopt item numbers 2 through 5 under the Engineering & Construction Report section of the Agenda in a single group pursuant to the Omnibus Vote Procedures. Seconded by Commissioner Scheck and unanimously approved by a Roll Call Vote.

Ayes: J. Broda, L. Crawford, R. Furstenau, R. Gans, D. Novotny, J. Pruyn, F. Saverino, M. Scheck, P. Suess, and J. Zay

Nays: None

Absent: J. Fennell, D. Loftus, and D. Russo

Item 2: Resolution No. R-15-16: A Resolution Directing Advertisement for Bids to Provide Vacuum Excavation and Thermite Welding Services (No Cost Component)

Item 3: Resolution No. R-17-16: A Resolution Approving and Ratifying Certain Work Authorization Orders Under Quick Response Contract QR-10/13 at the June 16, 2016, DuPage Water Commission Meeting (WAO No. 15 to Rossi Contractors, Inc. in the amount of \$ \$275,000.00 and WAO No. 16 to John Neri Construction Co., Inc. in the amount of \$305,700.00)

Item 4: Resolution No. R-18-16: A Resolution Approving Certain Work Authorization Orders Under Quick Response Electrical Contract QRE-7/15 at the June 16, 2016, DuPage Water Commission Meeting (WAO No. 5 to McWilliams Electric Co., Inc. in an amount not to exceed \$2,000.00)

Minutes of the 6/16/16 Commission Meeting

- Item 5: Resolution No. R-19-16: A Resolution Approving and Ratifying Certain Work Authorization Orders Under Quick Response Contract QR-10/13 at the June 16, 2016, DuPage Water Commission Meeting (WAO No. 14 to John Neri Construction Co., Inc. – Estimated between \$50,000.00 and \$60,000.00)

ACCOUNTS PAYABLE

Commissioner Suess moved to approve the Accounts Payable in the amount of \$7,874,148.42 (April 2016, disbursements made with concurrence of Commission's Chairman) and \$9,565,628.62 (May 2016) subject to submission of all contractually required documentation, for invoices that have been received and moved to approve the Accounts Payable in the amount of \$760,375.00 (April 2016, disbursements made with concurrence of Commission's Chairman) and \$1,449,725.00 (May 2016) subject to submission of all contractually required documentation, for invoices that have not yet been received but have been estimated. Seconded by Commissioner Broda and unanimously approved by a Roll Call Vote.

Ayes: J. Broda, L. Crawford, R. Furstenau, R. Gans, D. Novotny, J. Pruyne, F. Saverino, M. Scheck, P. Suess, and J. Zay

Nays: None

Absent: J. Fennell, D. Loftus, and D. Russo

CHAIRMAN'S REPORT

Chairman Zay expressed his appreciation to General Manager Spatz for his presentation on May 10th at the DuPage County Board Meeting noting that he felt that the presentation reflecting the Commission's positive financial changes was well received. Chairman Zay acknowledged and thanked both Commissioner's Furstenau and Novotny for attending the meeting and also thanked the Board and staff as a whole for the many accomplishments noting that the Commission is going in a new direction.

OMNIBUS VOTE REQUIRING MAJORITY VOTE

None

OMNIBUS VOTE REQUIRING SUPER-MAJORITY OR SPECIAL MAJORITY VOTE

None

OLD BUSINESS

None

Minutes of the 6/16/16 Commission Meeting

NEW BUSINESS

Commissioner Furstenau requested a copy of the 2016 First Quarter Report from John J. Millner & Associates be shared with the Board members.

Next, the Board members discussed the Lead testing that the Commission had conducted, including the reports that reflected the positive results. All water quality information can be found on the Commission's website.

General Manager Spatz informed the Board that the American Water Works Association ACE16 Annual Convention and Exposition would be held in Chicago at McCormick Place the following week and invited Board members to attend. He also recognized Manager of Water Operations McGhee had received the 2016 Illinois George W. Fuller Award from the organization.

Lastly, General Manager Spatz updated the Board members on current legislation as it relates to the Commission.

EXECUTIVE SESSION

None

Commissioner Furstenau moved to adjourn the meeting at 7:05 P.M. Seconded by Commissioner Scheck and unanimously approved by a Voice Vote.

All voted aye. Motion carried.

DUPAGE WATER COMMISSION INTEROFFICE MEMORANDUM

TO: Chairman and Commissioners
FROM: Bill Fates, Treasurer
DATE: July 12, 2016
SUBJECT: TREASURER'S REPORT – JUNE 30, 2016

I am pleased to report that I have reviewed and approved all journal entries and bank reconciliations for the month of June. I have also reviewed the monthly financial statements and budget status reports, and found them to be in order.

Summary of Cash & Investments (Page 4)

1. Cash and investments totaled \$142.7 million at June 30th, an increase of \$1.9 million over the previous month.
2. The balance in the BMO Harris checking account was \$9.3 million at June 30th, an increase of approximately \$2.8 million compared to the \$6.5 million reported last month.
3. The BMO Harris money market accounts had \$15.0 million at month-end, a decline of nearly \$1.0 million from the preceding month.
4. During the month of June, the IIIT money market accounts decreased by \$4.2 million from the prior month.
5. In June, our holdings of U.S. Agency investments increased by approximately \$6.7 million. U.S. Treasury investments decreased by approximately \$2.5 million the month.
6. The current holdings of cash and investments are in compliance with the approved investment policy.
7. During the first two months of the year, the Commission's cash and investments increased a total of \$6.4 million.
 - The Operating & Maintenance Account increased by \$2.1 million, for an ending balance of \$24.2 million.
 - The General Account decreased by \$1.0 million, for an ending balance of \$15.0 million.
 - The Sales Tax Account remained relatively unchanged at \$2.1 million.
 - The Capital Reserve Fund increased \$51,319 for a balance of \$29.6 million.
 - The Operating Reserve Account increased \$5.2 million for a balance of \$61.5 million. During the month, \$5 million of an approved \$10 million transfer of funds from the General Account to

the Operating Reserve was completed. The remaining \$5 million is expected to be transferred over the next couple of months.

- The Long-Term Capital Reserve Account increased by \$42,222 for a balance of \$10.2 million.

The following table presents a summary of the changes in cash position by account.

Cash and Investments by Account

Account	Balance 4/30/2016	Balance 06/30/2016	Increase (Decrease)
Operations & Maintenance	\$22,137,284	\$24,234,302	\$ 2,097,018
General Account	15,977,169	14,989,660	(987,509)
Sales Tax	2,131,597	2,133,236	1,639
Operating Reserve	56,389,449	61,549,290	5,159,841
Capital Reserve	29,541,577	29,592,896	51,319
Long-Term Cap. Reserve	10,113,085	10,155,307	42,222
Total Cash & Investments	\$136,290,161	\$142,654,691	\$6,364,530

Schedule of Investments (Pages 5-11)

1. The average yield to maturity on the Commission's investments was 1.06%, an increase of 0.04% over previous month's rate of 1.02%.
2. The portfolio is showing estimated unrealized gains of \$1.0 million at June 30, 2016, compared to \$537,500 in unrealized gains at April 30, 2016.
3. The amortized cost of our investments was \$133.4 million at June 30th, a decrease of \$0.9 million over the prior month.

Statement of Cash Flows (Page 12)


1. The statement of cash flows shows a breakdown of the \$6.4 million increase in cash and investments since the beginning of the fiscal year.
2. Operating activities increased cash by \$1.4 million.
3. \$5.9 million of sales tax revenue was received.
4. Capital Assets purchased totaled \$1.2 million year-to-date.
5. Cash flow from investment activity generated \$293,692.

Reserve Analysis (Page 13)

1. The reserve analysis report shows the commission has met or exceeded all reserve targets at June 30th.
2. The Operating and Maintenance Account was \$13.3 million over its target balance of \$10.9 million.

3. The Operating Reserve account is \$21.9 million over its minimum target of \$39.6 million due to additional transfers made during the current and prior year to increase the balance beyond its minimum per the Board.

Respectfully submitted,



Bill Fates, CPA
Treasurer

DU PAGE WATER COMMISSION
 TREASURER'S REPORT
 SUMMARY OF CASH AND INVESTMENTS
 June 30, 2016

FUNDS CONSIST OF:	June 30, 2016	May 31, 2016	INCR. - (DECR.)
PETTY CASH	1,200.00	1,200.00	0.00
CASH AT HARRIS BANK	9,275,496.91	6,520,119.60	2,755,377.31
TOTAL CASH	9,276,696.91	6,521,319.60	2,755,377.31
IIIT MONEY MARKET FUNDS	280,661.35	4,438,191.47	(4,157,530.12)
BMO HARRIS MONEY MARKET FUNDS	14,957,605.19	15,952,121.59	(994,516.40)
U. S. TREASURY INVESTMENTS	40,975,388.66	43,469,281.65	(2,493,892.99)
U. S. AGENCY INVESTMENTS	44,925,499.35	38,235,208.25	6,690,291.10
MUNICIPAL BONDS	5,639,344.20	6,040,310.16	(400,965.96)
COMMERCIAL PAPER	12,005,062.29	12,401,328.06	(396,265.77)
ASSET BACKED SEC/COLLATERALIZED MORTGAGE OBLIG	7,313,433.21	6,464,428.33	849,004.88
CERTIFICATES OF DEPOSIT	7,281,000.00	7,281,000.00	0.00
TOTAL INVESTMENTS	133,377,994.25	134,281,869.51	(903,875.26)
TOTAL CASH AND INVESTMENTS	142,654,691.16	140,803,189.11	1,851,502.05
	=====	=====	=====
	June 30, 2016	May 31, 2016	% CHANGE
IIIT MONEY MARKET FUNDS	0.2%	3.3%	-93.7%
BMO HARRIS MONEY MARKET FUNDS	11.2%	11.9%	-6.2%
U. S. TREASURY INVESTMENTS	30.7%	32.4%	-5.7%
U. S. AGENCY INVESTMENTS	33.7%	28.5%	17.5%
MUNICIPAL BONDS	4.2%	4.5%	-6.6%
COMMERCIAL PAPER	9.0%	9.2%	-3.2%
ASSET BACKED SEC/COLLATERALIZED MORTGAGE OBLIG	5.5%	4.8%	13.1%
CERTIFICATES OF DEPOSIT	5.5%	5.4%	0.0%
TOTAL INVESTMENTS	100.0%	100.0%	-0.7%
	=====	=====	=====

Note 1 - Investments are carried at amortized cost.

DU PAGE WATER COMMISSION
 INVESTMENTS
 (Unaudited)
 June 30, 2016

FUND SOURCE	COUPON RATE	PURCHASE DATE	MATURITY DATE		YIELD TO MATURITY (COST)	PAR VALUE	AMORTIZED COST	AMORTIZED DISCOUNT (PREMIUM)	PURCHASE PRICE	ACCRUED INTEREST 06/30/16
Water Fund Oper. & Maint. Acct. (01-121103)										
BMO Harris - Money Market	0.470%	06/30/16	07/01/16	1	0.470%	\$ 14,957,605.19	\$ 14,957,605.19	\$ -	\$ 14,957,605.19	-
Water Fund General Account (01-121700)										
IIIT - Money Market	0.030%	06/30/16	07/01/16	1	0.030%	220,439.13	220,439.13	-	220,439.13	-
UBS Finance Delaware LLC CP	0.000%	02/09/16	08/05/16	36	0.850%	2,500,000.00	2,497,934.03	8,440.97	2,489,493.06	-
Bank of Tokyo Mitsubishi CP	0.000%	02/09/16	08/09/16	40	0.850%	500,000.00	499,539.59	1,688.20	497,851.39	-
Toyota Motor Credit CP	0.000%	02/17/16	08/15/16	46	0.720%	1,000,000.00	999,100.00	2,700.00	996,400.00	-
Rabobank Nederland NV CP	0.000%	02/19/16	08/16/16	47	0.810%	1,500,000.00	1,498,447.50	4,488.75	1,493,958.75	-
ING (US) Funding LLC CP	0.000%	05/19/16	11/14/16	137	0.900%	2,000,000.00	1,993,200.00	1,950.00	1,991,250.00	-
CD-Stearns Bank NA MN	0.000%	01/19/16	07/18/16	108	0.700%	248,000.00	248,000.00	-	248,000.00	780.01
CD-First Commons Bank NA MA	0.000%	01/19/16	07/18/16	108	0.750%	248,000.00	248,000.00	-	248,000.00	835.73
CD-Industrial & Commercial Bank of China USA, NY	0.000%	01/19/16	07/18/16	108	0.700%	248,000.00	248,000.00	-	248,000.00	835.73
CD Security Bank, OK	0.000%	01/19/16	07/18/16	108	0.750%	248,000.00	248,000.00	-	248,000.00	791.15
CD-Bof Federal Bank, CA	0.000%	01/19/16	07/18/16	108	0.750%	248,000.00	248,000.00	-	248,000.00	780.01
CD-Affiliated Bank, TX	0.000%	01/19/16	07/18/16	108	0.750%	248,000.00	248,000.00	-	248,000.00	835.73
CD-Western Alliance Bank, AZ	0.000%	01/19/16	07/18/16	108	0.710%	248,000.00	248,000.00	-	248,000.00	835.73
CD-Prudential Savings Bank, PA	0.000%	01/22/16	07/20/16	108	0.700%	225,000.00	225,000.00	-	225,000.00	831.38
CD-First Federal Savings Bank of Boston, MA	0.000%	01/22/16	07/20/16	108	0.760%	248,000.00	248,000.00	-	248,000.00	820.44
CD-Landmark Community Bank, TN	0.000%	01/22/16	07/20/16	108	0.750%	248,000.00	248,000.00	-	248,000.00	345.82
CD-Grand Bank, OK	0.000%	01/22/16	07/20/16	108	0.700%	112,000.00	112,000.00	-	112,000.00	765.74
CD-Cfg Community Bank, MD	0.000%	01/22/16	07/20/16	108	0.700%	248,000.00	248,000.00	-	248,000.00	765.74
CD-Enerbank USA, UT	0.000%	01/22/16	07/20/16	108	0.700%	248,000.00	248,000.00	-	248,000.00	694.72
CD-Crestmark Bank, MI	0.000%	01/22/16	07/20/16	108	0.700%	248,000.00	248,000.00	-	248,000.00	765.74
CD-Patriot Bank, OK	0.000%	01/22/16	07/20/16	108	0.700%	248,000.00	248,000.00	-	248,000.00	765.74
CD-Bank of Ruston, LA	0.000%	04/21/16	10/28/16	108	0.700%	248,000.00	248,000.00	-	248,000.00	337.69
CD-Shattuck National Bank, OK	0.000%	04/15/16	10/31/16	108	0.650%	248,000.00	248,000.00	-	248,000.00	313.91
CD-Fieldpoint Private Bank & Trust, CT	0.000%	04/15/16	10/31/16	108	0.700%	248,000.00	248,000.00	-	248,000.00	313.91
CD-Farmers Bank & Trust, KS	0.000%	04/15/16	10/31/16	108	0.600%	248,000.00	248,000.00	-	248,000.00	392.38
CD-Privatebank & Trust Co	0.000%	04/15/16	10/31/16	108	0.600%	248,000.00	248,000.00	-	248,000.00	387.15
CD-Bank of China, NY	0.000%	04/15/16	10/31/16	108	0.750%	248,000.00	248,000.00	-	248,000.00	313.91
CD-Bank of the Ozarks, AR	0.000%	04/15/16	10/31/16	108	0.740%	248,000.00	248,000.00	-	248,000.00	366.23
CD-Financial Federal Savings Bank, TN	0.000%	04/15/16	10/31/16	108	0.600%	248,000.00	248,000.00	-	248,000.00	313.91
CD-Pacific Western Bank	0.000%	04/15/16	10/31/16	108	0.700%	248,000.00	248,000.00	-	248,000.00	340.07
CD-Bank Leumi Usa, NY	0.000%	04/15/16	10/31/16	108	0.600%	248,000.00	248,000.00	-	248,000.00	366.23
CD-Citizens Bank of Finley, ND	0.000%	04/18/16	10/31/16	108	0.700%	248,000.00	248,000.00	-	248,000.00	351.96
CD-Community West Bank, CA	0.000%	04/18/16	10/31/16	108	0.600%	248,000.00	248,000.00	-	248,000.00	301.68
CD-Bank of the Valley, NE	0.000%	04/20/16	10/31/16	108	0.650%	248,000.00	248,000.00	-	248,000.00	317.98
CD-Freedom Bank of Virginia, VA	0.000%	05/18/16	11/14/16	137	0.650%	248,000.00	248,000.00	-	248,000.00	224.22
CD-Royal Business Bank, CA	0.000%	05/18/16	11/14/16	137	0.750%	248,000.00	248,000.00	-	248,000.00	239.17
Weighted Avg Maturity			65		0.790%	\$ 15,001,439.13	\$ 14,989,660.25	\$ 19,267.92	\$ 14,970,392.33	\$ 16,329.81

DU PAGE WATER COMMISSION
 INVESTMENTS
 (Unaudited)
 June 30, 2016

FUND SOURCE	COUPON RATE	PURCHASE DATE	MATURITY DATE		YIELD TO MATURITY (COST)	PAR VALUE	AMORTIZED COST	AMORTIZED DISCOUNT (PREMIUM)	PURCHASE PRICE	ACCRUED INTEREST 06/30/16
Sales Tax Funds (01-123000)										
IIIT - Money Market	0.030%	06/30/16	07/01/16	1	0.030%	4,514.38	4,514.38	-	4,514.38	-
BNP Paribas NY Branch CP	0.000%	05/31/16	08/15/16	46	0.480%	2,130,000.00	2,128,722.00	852.00	2,127,870.00	-
	Weighted Avg Maturity		46		0.479%	\$ 2,134,514.38	\$ 2,133,236.38	\$ 852.00	\$ 2,132,384.38	\$ -

DU PAGE WATER COMMISSION
 INVESTMENTS
 (Unaudited)
 June 30, 2016

FUND SOURCE	COUPON RATE	PURCHASE DATE	MATURITY DATE		YIELD TO MATURITY (COST)	PAR VALUE	AMORTIZED COST	AMORTIZED DISCOUNT (PREMIUM)	PURCHASE PRICE	ACCRUED INTEREST 06/30/16
Water Fund Operating Reserve (01-121800)										
IIIT - Money Market	0.030%	06/30/16	07/01/16	1	0.030%	30,470.08	30,470.08	-	30,470.08	-
US Treasury Notes	2.500%	12/09/14	06/30/17	365	0.920%	750,000.00	761,760.81	(18,209.89)	779,970.70	50.95
US Treasury Notes	0.625%	03/24/16	08/31/17	427	0.790%	3,000,000.00	2,994,187.50	1,335.94	2,992,851.56	6,266.98
US Treasury Notes	0.625%	10/31/12	09/30/17	457	0.750%	100,000.00	99,850.16	482.98	99,367.18	157.10
US Treasury Notes	0.625%	10/31/12	09/30/17	457	0.750%	300,000.00	299,550.47	1,448.91	298,101.56	471.31
US Treasury Notes	0.750%	11/01/12	10/31/17	488	0.740%	25,000.00	25,003.97	43.02	24,960.95	31.59
US Treasury Notes	0.625%	11/05/12	10/31/17	488	0.740%	100,000.00	100,015.86	172.06	99,843.80	126.36
US Treasury Notes	0.750%	03/08/13	02/28/18	608	0.850%	1,400,000.00	1,397,699.49	4,480.74	1,393,218.75	3,509.51
US Treasury Notes	1.375%	02/04/15	07/31/18	761	0.980%	150,000.00	151,220.65	(525.44)	151,746.09	861.26
US Treasury Notes	1.250%	10/06/14	07/31/18	761	0.920%	475,000.00	479,435.90	(2,948.87)	482,384.77	2,727.34
US Treasury Notes	1.250%	03/24/16	10/31/18	853	0.970%	2,000,000.00	2,012,762.02	(1,456.73)	2,014,218.75	4,211.96
US Treasury Notes	1.625%	09/04/14	03/31/19	1,004	1.600%	1,000,000.00	1,000,669.50	(424.25)	1,001,093.75	4,084.70
US Treasury Notes	1.750%	03/27/15	09/30/19	1,187	1.390%	450,000.00	455,069.07	(1,909.45)	456,978.52	1,979.51
US Treasury Notes	1.000%	02/27/15	09/30/19	1,187	1.420%	2,200,000.00	2,170,708.01	11,700.20	2,159,007.81	5,530.05
US Treasury Notes	1.000%	05/29/15	11/30/19	1,248	1.440%	1,050,000.00	1,034,522.51	4,784.23	1,029,738.28	889.34
US Treasury Notes	1.000%	08/25/15	11/30/19	1,248	1.340%	1,500,000.00	1,483,066.89	4,102.05	1,478,964.84	1,270.49
US Treasury Notes	1.250%	09/03/15	02/29/20	1,339	1.470%	100,000.00	99,227.22	168.63	99,058.59	417.80
US Treasury Notes	1.250%	10/08/15	02/29/20	1,339	1.320%	1,000,000.00	997,645.02	457.52	997,187.50	4,177.99
US Treasury Notes	1.250%	11/05/15	02/29/20	1,339	1.550%	1,050,000.00	1,038,782.34	1,907.34	1,036,875.00	4,386.89
US Treasury Notes	2.000%	12/04/15	07/31/20	1,492	1.580%	1,075,000.00	1,092,863.98	(2,418.25)	1,095,282.23	8,978.02
US Treasury Notes	2.125%	12/30/15	08/31/20	1,523	1.740%	575,000.00	583,922.85	(1,027.35)	584,950.20	4,083.98
US Treasury Notes	1.750%	02/03/16	10/31/20	1,584	1.350%	740,000.00	752,561.23	(1,140.33)	753,701.56	2,181.79
US Treasury Notes	2.625%	05/03/16	11/15/20	1,599	1.210%	2,400,000.00	2,543,985.72	(4,889.28)	2,548,875.00	8,046.20
US Treasury Notes	2.000%	03/24/16	11/30/20	1,614	1.380%	2,000,000.00	2,052,891.70	(3,123.93)	2,056,015.63	3,387.98
US Treasury Notes	2.375%	03/31/16	12/31/20	1,645	1.280%	775,000.00	811,926.18	(2,005.46)	813,931.64	50.02
US Treasury Notes	1.250%	06/23/16	03/31/21	1,735	1.230%	1,675,000.00	1,676,760.24	(6.36)	1,676,766.60	5,262.98
US Treasury Notes	1.250%	06/27/16	03/31/21	1,735	0.980%	1,675,000.00	1,696,306.22	(23.86)	1,696,330.08	5,262.98
Inter-American Development Bank	1.000%	04/12/16	05/13/19	1,047	1.100%	790,000.00	787,796.89	166.89	787,630.00	1,733.61
Intl Bank of Recons and Dev Notes (World Bank)	1.625%	03/14/16	03/09/21	1,713	1.730%	925,000.00	920,849.92	252.92	920,597.00	4,676.39
IN ST Bond Bank Txb1 Rev Bonds	1.022%	06/05/13	07/15/16	15	1.020%	275,000.00	275,000.00	-	275,000.00	1,295.95
CA ST Taxable GO Bonds	1.750%	10/22/13	11/01/17	489	1.660%	700,000.00	700,853.22	(1,645.78)	702,499.00	2,041.67
MS ST Taxable GO Bonds	1.472%	02/18/15	10/01/18	823	1.470%	150,000.00	150,000.00	-	150,000.00	552.00
NYC, NY Taxable GO Bonds	1.650%	03/31/15	10/01/18	823	1.650%	565,000.00	565,000.00	-	565,000.00	2,330.63
CT ST Taxable GO Bonds	1.974%	03/25/15	03/15/19	988	1.970%	300,000.00	300,000.00	-	300,000.00	1,743.70
UNIV OF CAL Taxable Rev Bonds	2.003%	03/25/15	05/15/19	1,049	2.000%	135,000.00	135,000.00	-	135,000.00	345.52
FL ST Board Admin Fin Corp Taxable Rev Bonds	2.163%	03/08/16	07/01/19	1,096	2.160%	925,000.00	925,000.00	-	925,000.00	6,280.21
MS ST Taxable GO Bonds	1.679%	02/18/15	10/01/19	1,188	1.680%	310,000.00	310,000.00	-	310,000.00	1,301.23
NY Trans Fin Auth, NY Txb1 Rev Bonds	2.750%	04/23/15	02/01/20	1,311	1.880%	375,000.00	386,242.48	(3,573.77)	389,816.25	4,296.88

DU PAGE WATER COMMISSION
INVESTMENTS
(Unaudited)
June 30, 2016

FUND SOURCE	COUPON RATE	PURCHASE DATE	MATURITY DATE		YIELD TO MATURITY (COST)	PAR VALUE	AMORTIZED COST	AMORTIZED DISCOUNT (PREMIUM)	PURCHASE PRICE	ACCRUED INTEREST 06/30/16
Water Fund Operating Reserve (01-121800) Continued...										
FNMA Pool #AJ3174	3.500%	02/17/16	10/01/26	3,745	2.270%	449,173.53	476,345.75	(901.12)	477,246.87	1,310.09
FNMA Pool #AT3221	3.500%	06/17/16	03/01/27	3,896	2.270%	549,184.82	578,204.81	(5,647.30)	583,852.11	1,601.79
FNMA Pool #AS4197	3.500%	07/16/15	01/01/30	4,933	2.620%	339,307.39	357,278.78	(1,962.92)	359,241.70	989.65
FHLMC Pool #U49048	3.000%	03/17/16	08/01/30	5,145	2.350%	462,345.20	481,976.00	(669.05)	482,645.05	1,155.86
FNMA Pool #AL7738	3.500%	02/17/16	11/01/30	5,237	2.550%	494,794.10	525,321.60	(1,556.81)	526,878.41	1,443.15
FNMA Series 2015-M1 ASQ2	1.626%	01/30/15	02/01/18	581	1.260%	191,284.84	192,147.10	(1,049.16)	193,196.26	259.19
FNMA Series 2015-M7 ASQ2	1.550%	04/30/15	04/01/18	640	0.830%	175,000.00	175,938.14	(811.23)	176,749.37	226.04
FNMA Series 2015-M15 ASQ2	1.899%	11/30/15	01/01/19	915	1.200%	195,000.00	196,514.98	(435.00)	196,949.98	308.44
Fannie Mae Series 2015-M13 ASQ2	1.646%	10/30/15	09/01/19	1,158	1.080%	425,000.00	428,413.69	(842.22)	429,255.91	582.96
Fannie Mae Series 2016-M1 ASQ2	2.132%	01/29/16	02/01/21	1,677	1.680%	925,000.00	933,352.98	(880.74)	934,233.72	1,643.42
FNMA Series 2010-18 LV	4.500%	07/21/15	04/01/21	1,736	2.030%	339,791.09	339,791.09	(23,573.02)	363,364.11	1,274.22
FHLB Global Notes	0.625%	05/15/15	05/30/17	334	0.670%	810,000.00	809,697.83	370.13	809,327.70	435.94
Freddie Mac Global Notes	1.000%	08/13/14	06/29/17	364	0.970%	165,000.00	165,055.02	(102.39)	165,157.41	9.17
Freddie Mac Global Notes	1.000%	08/13/14	06/29/17	364	0.960%	635,000.00	635,259.54	(483.41)	635,742.95	35.28
Freddie Mac Global Notes	1.000%	07/31/12	07/28/17	393	0.860%	95,000.00	95,139.17	(424.94)	95,564.11	403.75
Freddie Mac Global Notes	1.000%	07/31/12	07/28/17	393	0.860%	125,000.00	125,183.12	(559.13)	125,742.25	531.25
Freddie Mac Global Notes	1.000%	03/20/15	07/28/17	393	0.850%	205,000.00	205,319.99	(377.01)	205,697.00	871.25
Fannie Mae Global Notes	0.875%	09/06/12	08/28/17	424	0.820%	200,000.00	200,117.50	195.50	199,922.00	597.92
Fannie Mae Global Notes	0.875%	09/06/12	08/28/17	424	0.820%	475,000.00	475,279.06	464.31	474,814.75	1,420.05
Fannie Mae Global Notes	0.875%	11/27/13	10/26/17	483	1.080%	1,300,000.00	1,296,587.99	6,532.99	1,290,055.00	2,053.82
Tennessee Valley Authority Notes	6.250%	08/19/15	12/15/17	533	1.010%	720,000.00	774,384.48	(31,998.24)	806,382.72	2,000.00
FHLB Notes	0.875%	02/18/16	03/18/18	627	0.890%	2,300,000.00	2,299,409.77	122.77	2,299,287.00	5,702.08
FNMA Notes	0.875%	03/04/16	03/28/18	636	0.970%	1,100,000.00	1,098,142.23	342.23	1,097,800.00	2,486.46
FHLMC Reference Note	0.750%	06/23/16	04/09/18	648	0.850%	1,500,000.00	1,497,462.83	27.83	1,497,435.00	2,625.00
Fannie Mae Global Notes	0.875%	05/24/13	05/21/18	690	1.190%	500,000.00	497,070.13	4,845.13	492,425.00	486.11
Fannie Mae Global Notes	0.875%	05/22/13	05/21/18	690	1.050%	1,000,000.00	996,750.89	5,200.89	991,550.00	972.22
Federal Home Loans Banks Agency	0.875%	05/26/16	06/29/18	729	0.990%	1,100,000.00	1,097,466.04	117.04	1,097,349.00	53.47
Federal Home Loans Banks Agency	0.875%	06/23/16	06/29/18	729	0.860%	1,200,000.00	1,200,332.57	(3.43)	1,200,336.00	58.33
FNMA Benchmark Note	1.125%	09/01/15	10/19/18	841	1.180%	2,300,000.00	2,297,246.56	972.56	2,296,274.00	5,175.00
Fannie Mae Global Notes	1.625%	10/23/14	11/27/18	880	1.390%	990,000.00	995,591.84	(3,813.16)	999,405.00	1,519.38
FNMA Benchmark Note	1.375%	01/08/16	01/28/19	942	1.180%	275,000.00	274,855.30	25.80	274,829.50	1,607.03
FNMA Benchmark Note	1.000%	02/23/16	02/26/19	971	1.080%	1,100,000.00	1,097,706.49	302.49	1,097,404.00	3,819.44
Freddie Mac Notes	1.125%	03/24/16	04/15/19	1,019	1.150%	2,400,000.00	2,398,424.62	152.62	2,398,272.00	7,500.00
Freddie Mac Notes	1.750%	12/03/14	05/30/19	1,064	1.490%	475,000.00	478,541.20	(1,854.80)	480,396.00	715.80
FNMA Notes	1.750%	06/30/16	06/20/19	1,085	0.800%	1,000,000.00	1,027,684.37	(25.63)	1,027,710.00	534.72
FHLB Global Note	1.125%	06/02/16	06/21/19	1,086	1.140%	1,050,000.00	1,049,568.60	9.60	1,049,559.00	328.13
FNMA Benchmark Note	1.750%	12/03/14	11/26/19	1,244	1.610%	475,000.00	477,119.85	(943.90)	478,063.75	808.16
Weighted Avg Maturity			1,142		1.238%	\$ 61,086,351.05	\$ 61,549,290.01	\$ (73,258.29)	\$ 61,622,548.30	\$ 158,547.44

DU PAGE WATER COMMISSION
 INVESTMENTS
 (Unaudited)
 June 30, 2016

FUND SOURCE	COUPON RATE	PURCHASE DATE	MATURITY DATE		YIELD TO MATURITY (COST)	PAR VALUE	AMORTIZED COST	AMORTIZED DISCOUNT (PREMIUM)	PURCHASE PRICE	ACCRUED INTEREST 06/30/16
Water Fund L-T Water Capital Reserve (01-121900)										
IIIT - Money Market (PFM Asset Management)	0.030%	06/30/16	07/01/16	1	0.030%	10,206.24	10,206.24	-	10,206.24	-
US Treasury Notes	0.625%	03/28/16	08/31/17	427	0.790%	600,000.00	598,847.90	254.15	598,593.75	1,253.40
US Treasury Notes	0.625%	05/15/14	11/30/17	518	1.030%	425,000.00	422,567.32	3,593.69	418,973.63	224.98
US Treasury Notes	0.750%	12/31/13	02/28/18	608	1.380%	485,000.00	480,020.56	7,259.23	472,761.33	1,215.79
US Treasury Notes	0.625%	05/13/13	04/30/18	669	0.820%	105,000.00	104,622.84	631.83	103,991.01	110.56
US Treasury Notes	0.625%	05/15/13	04/30/18	669	0.820%	180,000.00	179,361.01	1,069.60	178,291.41	189.54
US Treasury Notes	1.375%	02/20/15	09/30/18	822	1.260%	230,000.00	230,587.86	(346.52)	230,934.38	794.95
US Treasury Notes	1.125%	04/24/15	04/30/20	1,400	1.350%	300,000.00	297,501.48	747.57	296,753.91	568.61
US Treasury Notes	1.750%	02/03/16	10/31/20	1,584	1.350%	250,000.00	254,243.67	(385.24)	254,628.91	737.09
US Treasury Notes	2.000%	03/28/16	11/30/20	1,614	1.380%	300,000.00	307,973.79	(451.99)	308,425.78	508.20
US Treasury Notes	2.000%	01/12/15	05/31/21	1,796	1.720%	300,000.00	303,885.33	(1,095.14)	304,980.47	508.20
US Treasury Notes	2.000%	03/28/16	10/31/21	1,949	1.520%	275,000.00	281,703.45	(311.20)	282,014.65	926.63
US Treasury Notes	1.875%	01/12/15	11/30/21	1,979	1.780%	260,000.00	261,337.02	(338.76)	261,675.78	412.91
US Treasury Notes	1.500%	12/30/15	01/31/22	2,041	2.040%	75,000.00	72,878.02	180.75	72,697.27	469.78
US Treasury Notes	1.500%	09/03/15	01/31/22	2,041	1.870%	350,000.00	343,185.29	950.91	342,234.38	2,192.31
US Treasury Notes	1.625%	02/26/15	08/15/22	2,237	1.820%	175,000.00	173,060.83	398.72	172,662.11	1,070.31
US Treasury Notes	1.625%	12/04/15	11/15/22	2,329	1.930%	200,000.00	196,413.28	303.88	196,109.38	415.08
US Treasury Notes	1.750%	04/24/15	05/15/23	2,510	1.790%	390,000.00	388,951.19	169.94	388,781.25	871.67
US Treasury Notes	2.750%	03/28/16	11/15/23	2,694	1.720%	150,000.00	160,625.56	(349.05)	160,974.61	526.83
US Treasury Notes	2.750%	10/09/15	11/15/23	2,694	1.910%	155,000.00	163,949.30	(816.91)	164,766.21	544.40
US Treasury Notes	2.750%	05/26/16	11/15/23	2,694	1.850%	275,000.00	295,873.01	(224.65)	296,097.66	965.86
US Treasury Notes	2.375%	03/28/16	08/15/24	2,968	1.810%	200,000.00	208,429.82	(249.87)	208,679.69	1,787.77
US Treasury Notes	2.125%	05/03/16	05/15/25	3,241	1.760%	150,000.00	154,487.55	(71.04)	154,558.59	407.10
US Treasury Notes	2.250%	06/27/16	11/15/25	3,425	1.450%	115,000.00	123,032.17	(4.35)	123,036.52	330.47
Inter-American Development Bank	1.000%	04/12/16	05/13/19	1,047	1.100%	140,000.00	139,609.58	29.58	139,580.00	307.22
Intl Bank of Recons and Dev Notes (World Bank)	1.625%	03/14/16	03/09/21	1,713	1.730%	150,000.00	149,327.01	41.01	149,286.00	758.33
Asian Development Bank Note	1.625%	03/16/16	03/16/21	1,720	1.640%	150,000.00	149,890.99	6.49	149,884.50	710.94
NYC, NY Taxable GO Bonds	1.650%	03/31/15	10/01/18	823	1.650%	95,000.00	95,000.00	-	95,000.00	391.88
FL ST Board Admin Fin Corp Taxable Rev Bonds	2.163%	03/08/16	07/01/19	1,096	2.160%	150,000.00	150,000.00	-	150,000.00	1,018.41
MS ST Taxable GO Bonds	1.679%	02/18/15	10/01/19	1,188	1.680%	40,000.00	40,000.00	-	40,000.00	167.90
NY Trans Fin Auth, NY Txbi Rev Bonds	2.750%	04/23/15	02/01/20	1,311	1.880%	75,000.00	77,248.50	(714.75)	77,963.25	859.38
CT ST Taxable GO Bonds	2.294%	03/25/15	03/15/20	1,354	2.290%	70,000.00	70,000.00	-	70,000.00	472.82
UNIV OF CAL Taxable Rev Bonds	2.253%	03/25/15	05/15/20	1,415	2.250%	50,000.00	50,000.00	-	50,000.00	143.94
FNMA Pool #AJ3174	3.500%	02/17/16	10/01/26	3,745	2.270%	71,945.55	76,297.81	(144.33)	76,442.14	209.84
FNMA Pool #AT3221	3.500%	06/17/16	03/01/27	3,896	2.270%	100,358.65	105,661.80	(1,031.99)	106,693.79	292.71
FNMA Pool #AS4197	3.500%	07/16/15	01/01/30	4,933	2.620%	83,828.90	88,268.89	(484.96)	88,753.85	244.50
FHLMC Pool #U49048	3.000%	03/17/16	08/01/30	5,145	2.350%	69,351.77	72,296.39	(100.35)	72,396.74	173.38
FNMA Pool #AL7738	3.500%	02/17/16	11/01/30	5,237	2.550%	81,665.05	86,703.57	(256.96)	86,960.53	238.19

DU PAGE WATER COMMISSION
 INVESTMENTS
 (Unaudited)
 June 30, 2016

FUND SOURCE	COUPON RATE	PURCHASE DATE	MATURITY DATE		YIELD TO MATURITY (COST)	PAR VALUE	AMORTIZED COST	AMORTIZED DISCOUNT (PREMIUM)	PURCHASE PRICE	ACCRUED INTEREST 06/30/16
Water Fund L-T Water Capital Reserve (01-121900) Continued...										
FNMA Series 2015-M15 ASQ2	1.899%	11/30/15	01/01/19	915	1.200%	45,000.00	45,349.61	(100.39)	45,450.00	71.18
Fannie Mae Series 2015-M13 ASQ2	1.646%	10/30/15	09/01/19	1,158	1.080%	80,000.00	80,642.58	(158.53)	80,801.11	109.73
Fannie Mae Series 2016-M1 ASQ2	2.132%	01/29/16	02/01/21	1,677	1.680%	175,000.00	176,580.29	(166.63)	176,746.92	310.92
FNMA SERIES 2015	2.013%	03/31/15	07/01/22	2,192	1.710%	22,175.02	22,352.87	(43.50)	22,396.37	37.20
Freddie Mac Global Notes	1.000%	08/13/14	06/29/17	364	0.960%	260,000.00	260,106.27	(197.93)	260,304.20	14.44
Fannie Mae Global Notes	0.875%	05/15/14	05/21/18	690	1.300%	425,000.00	421,614.72	3,716.47	417,898.25	413.19
Fannie Mae Global Notes	1.625%	12/31/13	11/27/18	880	1.780%	475,000.00	473,301.65	1,693.15	471,608.50	728.99
Fannie Mae Benchmark Notes	1.875%	05/15/14	02/19/19	964	1.550%	400,000.00	403,343.06	(2,600.94)	405,944.00	2,750.00
FHLB Global Note	1.125%	06/02/16	06/21/19	1,086	1.140%	375,000.00	374,845.93	3.43	374,842.50	117.19
FNMA Benchmark Notes	1.500%	10/19/15	11/30/20	1,614	1.520%	325,000.00	324,736.37	38.62	324,697.75	419.79
FNMA Notes	2.125%	04/26/16	04/24/26	3,585	2.210%	210,000.00	208,384.42	26.62	208,357.80	805.73
			Weighted Avg Maturity	1,609	1.531%	\$ 10,074,531.18	\$ 10,155,306.78	\$ 10,469.66	\$ 10,144,837.12	\$ 28,800.24
Capital Reserve (01-122000)										
IIIT - Money Market (PFM Asset Management)	0.030%	06/30/16	07/01/16	1	0.030%	15,031.52	15,031.52	-	15,031.52	-
US Treasury Notes	0.625%	01/05/15	09/30/17	457	1.020%	1,000,000.00	995,058.04	5,800.23	989,257.81	1,571.04
US Treasury Notes	0.625%	04/23/15	11/30/17	518	0.780%	1,380,000.00	1,377,058.13	2,448.75	1,374,609.38	730.53
US Treasury Notes	0.875%	12/31/14	01/31/18	580	1.160%	1,000,000.00	995,594.55	4,110.17	991,484.38	3,653.85
US Treasury Notes	1.000%	12/30/15	05/31/18	700	1.210%	445,000.00	443,247.01	454.63	442,792.38	376.91
US Treasury Notes	1.375%	10/09/15	09/30/18	822	0.940%	850,000.00	858,257.80	(2,632.83)	860,890.63	2,937.84
US Treasury Notes	1.250%	11/09/15	11/30/18	883	1.180%	195,000.00	195,314.35	(81.74)	195,396.09	206.45
US Treasury Notes	1.250%	05/03/16	11/30/18	883	0.830%	1,250,000.00	1,262,407.11	(776.48)	1,263,183.59	1,323.43
US Treasury Notes	1.500%	12/04/15	12/31/18	914	1.220%	975,000.00	981,741.13	(1,523.52)	983,264.65	39.74
US Treasury Notes	1.625%	03/04/16	03/31/19	1,004	1.050%	50,000.00	50,776.80	(90.39)	50,867.19	204.23
Intl Bank of Recons and Dev Notes (World Bank)	0.875%	04/12/16	07/19/18	749	0.950%	600,000.00	599,030.41	92.41	598,938.00	1,050.00
Inter-American Development Bank	1.000%	04/12/16	05/13/19	1,047	1.100%	420,000.00	418,828.73	88.73	418,740.00	921.67
UNIV OF CAL Taxable Rev Bonds	0.934%	03/25/15	05/15/17	319	0.930%	175,000.00	175,000.00	-	175,000.00	208.85
MS ST Taxable GO Bonds	1.090%	02/18/15	10/01/17	458	1.090%	35,000.00	35,000.00	-	35,000.00	95.38
Regional Trans Auth. IL Rev Bonds	1.250%	04/26/16	05/04/18	673	1.250%	600,000.00	600,000.00	-	600,000.00	1,187.50
FL ST Board Admin Fin Corp Taxable Rev Bonds	2.163%	03/08/16	07/01/19	1,096	2.160%	600,000.00	600,000.00	-	600,000.00	4,073.65

DU PAGE WATER COMMISSION
 INVESTMENTS
 (Unaudited)
 June 30, 2016

FUND SOURCE	COUPON RATE	PURCHASE DATE	MATURITY DATE		YIELD TO MATURITY (COST)	PAR VALUE	AMORTIZED COST	AMORTIZED DISCOUNT (PREMIUM)	PURCHASE PRICE	ACCRUED INTEREST 06/30/16
Capital Reserve (01-122000) Continued...										
FNMA SERIES 2015 M1	1.626%	01/30/15	02/01/18	581	1.260%	95,642.42	96,073.55	(524.58)	96,598.13	129.60
FNMA SERIES 2015 M7	1.550%	04/30/15	04/01/18	640	1.260%	105,000.00	105,562.88	(486.74)	106,049.62	135.63
FNMA SERIES 2015 M3	0.392%	02/27/15	06/01/18	701	0.390%	71,699.72	71,699.72	18.73	71,680.99	38.96
FNMA SERIES 2015 M3	0.385%	03/31/15	09/25/18	817	0.380%	67,327.15	67,327.15	17.22	67,309.93	36.03
FNMA SERIES 2015 M3	0.356%	05/29/15	11/25/18	878	0.360%	51,936.39	51,936.39	12.31	51,924.08	26.06
FNMA Series 2015-M15 ASQ2	1.899%	11/30/15	01/01/19	915	1.200%	130,000.00	131,009.99	(290.00)	131,299.99	205.63
FNMA Series 2016-M9 ASQ2	1.785%	06/09/16	06/01/19	1,066	1.050%	230,000.00	232,297.67	(2.22)	232,299.89	342.13
Fannie Mae Series 2015-M13 ASQ2	1.646%	10/30/15	09/01/19	1,158	1.080%	275,000.00	277,208.86	(544.96)	277,753.82	377.21
Freddie Mac Series 4459 NB	4.500%	06/11/15	01/01/20	1,280	0.770%	169,939.54	175,847.91	(2,323.07)	178,170.98	637.27
FNMA Series 2015-M12 FA	0.540%	09/30/15	04/25/20	1,395	0.540%	427,176.60	427,176.60	153.78	427,022.82	274.85
FNMA Series 2010-18 LV	4.500%	07/21/15	04/01/21	1,736	2.030%	237,853.76	237,853.76	(16,501.11)	254,354.87	891.95
FNMA Notes	1.125%	09/04/14	04/27/17	301	0.940%	475,000.00	475,720.35	(1,578.65)	477,299.00	950.00
FNMA Notes	1.125%	02/04/15	04/27/17	301	0.600%	850,000.00	853,627.89	(6,172.61)	859,800.50	1,700.00
FHLB Global Notes	0.625%	05/15/15	05/30/17	334	0.670%	585,000.00	584,781.77	267.32	584,514.45	314.84
Freddie Mac Global Notes	1.000%	08/14/14	07/28/17	393	1.000%	125,000.00	124,996.97	5.35	124,991.62	531.25
Freddie Mac Global Notes	1.000%	03/20/15	07/28/17	393	0.850%	1,000,000.00	1,001,560.93	(1,839.07)	1,003,400.00	4,250.00
Tennessee Valley Authority Notes	6.250%	08/19/15	12/15/17	533	1.010%	480,000.00	516,256.32	(21,332.16)	537,588.48	1,333.33
FHLB Notes	0.875%	02/18/16	03/19/18	627	0.890%	1,475,000.00	1,474,621.49	78.74	1,474,542.75	3,656.77
FNMA Notes	0.875%	03/04/16	03/28/18	636	0.970%	1,475,000.00	1,472,508.90	458.90	1,472,050.00	3,334.11
FHLMC Reference Note	0.750%	04/06/16	04/09/18	648	0.830%	725,000.00	723,993.38	131.63	723,861.75	1,268.75
Federal Home Loan Banks Agcy	0.875%	05/26/16	06/29/18	729	0.990%	785,000.00	783,191.67	83.52	783,108.15	38.16
FNMA Benchmark Note	1.125%	09/01/15	10/19/18	841	1.180%	1,475,000.00	1,473,234.20	623.70	1,472,610.50	3,318.75
FNMA Benchmark Note	1.375%	01/08/16	01/28/19	942	1.400%	1,255,000.00	1,254,339.64	117.74	1,254,221.90	7,333.91
FNMA Benchmark Note	1.000%	02/23/16	02/26/19	971	1.080%	1,475,000.00	1,471,924.61	405.61	1,471,519.00	5,121.53
Freddie Mac Notes	1.125%	05/26/16	04/15/19	1,019	1.100%	900,000.00	900,673.74	(19.26)	900,693.00	2,812.50
Freddie Mac Notes	1.125%	03/31/16	04/15/19	1,019	1.050%	950,000.00	952,077.41	(183.59)	952,261.00	2,968.75
FHLB Global Note	1.125%	06/27/16	06/21/19	1,086	0.820%	1,650,000.00	1,664,927.14	(27.60)	1,664,954.74	515.63
Bank of Tokyo Mitsubishi CP	0.000%	04/01/16	10/04/16	96	0.890%	600,000.00	598,590.83	1,305.33	597,285.50	-
JP Morgan Securities CP	0.000%	04/01/16	12/27/16	180	1.040%	600,000.00	596,927.17	1,510.67	595,416.50	-
BNP Paribas NY CP	0.000%	04/08/16	01/03/17	187	1.040%	600,000.00	596,807.00	1,442.00	595,365.00	-
Bank of Montreal Chicago	0.000%	06/16/16	03/03/17	246	1.040%	600,000.00	595,794.17	257.50	595,536.67	-
Weighted Avg Maturity			723		1.016%	\$ 29,531,607.10	\$ 29,592,895.64	\$ (37,045.61)	\$ 29,629,941.25	\$ 61,124.67
TOTAL ALL FUNDS					1.063%	\$ 132,786,048.03	\$ 133,377,994.25	\$ (79,714.32)	\$ 133,457,708.57	\$ 264,802.16
Less: Net Unsettled Trades							\$ 133,377,994.25			
June 30, 2016	90 DAY US TREASURY YIELD				0.26%		Longest Maturity	3,585	\$ 210,000.00	
	3 month US Treasury Bill Index				0.23%					
	0-3 Year US Treasury Index				0.52%					
	1-3 Year US Treasury Index				0.60%					
	1-5 Year US Treasury Index				0.72%					
	1-10 Year US Treasury Index				0.88%					

DUPAGE WATER COMMISSION
ELMHURST, ILLINOIS
TREASURER'S REPORT
STATEMENT OF CASH FLOWS
For the Period from May 1, 2016 to June 30, 2016

CASH FLOWS FROM OPERATING ACTIVITIES

Cash received from customers	\$ 19,554,514
Cash payments to suppliers	(17,719,061)
Cash payments to employees	(458,118)
Net cash from operating activities	<u>1,377,335</u>

CASH FLOWS FROM NONCAPITAL

FINANCING ACTIVITIES

Cash received from sales taxes	5,874,129
Cash Received from water quality loans	0
Cash payments for net pension activity	0
Net cash from noncapital financing activities	<u>5,874,129</u>

CASH FLOWS FROM CAPITAL AND
RELATED FINANCING ACTIVITIES

Interest paid	(30)
Principal Paid	(1,612)
Construction and purchase of capital assets	(1,178,984)
Net cash from capital and related financing activities	<u>(1,180,626)</u>

CASH FLOWS FROM INVESTING ACTIVITIES

Investment income	293,692
Net cash from investing activities	<u>293,692</u>

Net Increase (Decrease) in cash and investments 6,364,530

CASH AND INVESTMENTS, MAY 1, 2016 136,290,161

CASH AND INVESTMENTS, JUNE 30, 2016 \$ 142,654,691

June 30, 2016
 TREASURER'S REPORT
 DPWC MONTHLY CASH/OPERATING REPORT

	6/30/2016		
	YEAR END TARGETED Reserve or Monthly Cash Amount-Needed	Amount On Hand	Amount Over - (Under) Target
	A	B	C
TABLE 1			
RESERVE ANALYSIS			
A. Operating Reserve	\$ 39,602,480	\$ 61,549,290	\$ 21,946,810
<i># of days per current fiscal year management budget</i>	120	187	
B. Capital Reserve	\$ 29,361,790	\$ 29,592,896	\$ 231,106
C. Long Term Water Capital Reserve	\$ 9,925,000	\$ 10,155,307	\$ 230,307
D. O+M Account (1)	\$ 10,938,904	\$ 24,234,302	\$ 13,295,398
E. Current Construction Obligation and Customer Construction Escrows	\$ 130,884	\$ 130,884	\$ -
TOTAL SUMMARY CASH + RESERVE ANALYSIS	\$ 89,959,058	\$ 125,662,678	\$ 35,703,621

TABLE 2	
OTHER CASH	
F. General Fund	\$ 14,989,660
G. Sales Tax	\$ 2,002,353
TOTAL TABLE 2-OTHER CASH	\$ 16,992,013
TOTAL MONTH END FUNDS CASH BALANCE-Table1+2	\$ 142,654,691

Note 1: The O&M Account target varies from month to month. The cash balance should be enough to cover the current months operating cash outflows.

DUPAGE WATER COMMISSION INTEROFFICE MEMORANDUM

TO: Chairman and Commissioners
FROM: Bill Fates, Treasurer
DATE: August 9, 2016
SUBJECT: TREASURER'S REPORT – JULY 31, 2016

I am pleased to report that I have reviewed and approved all journal entries and bank reconciliations for the month of July. I have also reviewed the monthly financial statements and budget status reports, and found them to be in order.

Summary of Cash & Investments (Page 4)

1. Cash and investments totaled \$147.1 million at July 31st, an increase of \$4.4 million over the previous month.
2. The balance in the BMO Harris checking account was \$10.6 million at July 31st, an increase of approximately \$1.3 million compared to the \$9.3 million reported last month.
3. The BMO Harris money market accounts had \$15.0 million at month-end, unchanged from the preceding month.
4. During the month of July, the IIIT money market accounts increased by \$3.2 million from the prior month.
5. In July, our holdings of U.S. Agency investments increased by approximately \$4.3 million. Certificates of Deposit and U.S. Treasury investments decreased by approximately \$3.6 million and \$1.1 million, respectively, during the month.
6. The current holdings of cash and investments are in compliance with the approved investment policy.
7. During the first three months of the year, the Commission's cash and investments increased a total of \$10.8 million.
 - The Operating & Maintenance Account increased by \$3.4 million, for an ending balance of \$25.6 million.
 - The General Account decreased by \$1.5 million, for an ending balance of \$14.5 million.
 - The Sales Tax Account remained relatively unchanged at \$2.1 million.
 - The Capital Reserve Fund increased \$75,450 for a balance of \$29.6 million.
 - The Operating Reserve Account increased \$8.7 million for a balance of \$65.1 million. During the month, \$3.5 million of an approved \$10 million transfer of funds from the General Account

to the Operating Reserve was completed. A total of \$8.5 million of the \$10 million has been transferred. The remaining \$1.5 million is expected to be transferred in the next month.

- The Long-Term Capital Reserve Account increased by \$55,970 for a balance of \$10.2 million.

The following table presents a summary of the changes in cash position by account.

Cash and Investments by Account

Account	Balance 4/30/2016	Balance 07/31/2016	Increase (Decrease)
Operations & Maintenance	\$22,137,284	\$25,570,407	\$3,433,123
General Account	15,977,169	14,507,434	(1,469,735)
Sales Tax	2,131,597	2,133,980	2,383
Operating Reserve	56,389,449	65,104,981	8,715,532
Capital Reserve	29,541,577	29,617,027	75,450
Long-Term Cap. Reserve	10,113,085	10,169,055	55,970
Total Cash & Investments	\$136,290,161	\$147,102,884	\$10,812,723

Schedule of Investments (Pages 5-11)

1. The average yield to maturity on the Commission's investments was 1.04%, a decrease of 0.02% over previous month's rate of 1.06%.
2. The portfolio is showing estimated unrealized gains of \$840,200 at July 31, 2016, compared to \$537,500 in unrealized gains at April 30, 2016.
3. The amortized cost of our investments was \$136.5 million at July 31st, an increase of \$3.1 million over the prior month.

Statement of Cash Flows (Page 12)

1. The statement of cash flows shows a breakdown of the \$10.8 million increase in cash and investments since the beginning of the fiscal year.
2. Operating activities increased cash by \$3.1 million.
3. \$8.8 million of sales tax revenue was received.
4. Capital Assets purchased totaled \$1.6 million year-to-date.
5. Cash flow from investment activity generated \$419,158.

Reserve Analysis (Page 13)

1. The reserve analysis report shows the commission has met or exceeded all reserve targets at July 31st.
2. The Operating and Maintenance Account was \$14.0 million over its target balance of \$11.5 million.

3. The Operating Reserve account is \$25.5 million over its minimum target of \$39.6 million due to additional transfers made during the current and prior year to increase the balance beyond its minimum per the Board.

Respectfully submitted,



Bill Fates, CPA
Treasurer

DU PAGE WATER COMMISSION
 TREASURER'S REPORT
 SUMMARY OF CASH AND INVESTMENTS
 July 31, 2016

FUNDS CONSIST OF:	July 31, 2016	June 30, 2016	INCR. - (DECR.)
PETTY CASH	1,200.00	1,200.00	0.00
CASH AT HARRIS BANK	10,605,222.57	9,275,496.91	1,329,725.66
TOTAL CASH	10,606,422.57	9,276,696.91	1,329,725.66
IIIT MONEY MARKET FUNDS	3,469,847.47	280,661.35	3,189,186.12
BMO HARRIS MONEY MARKET FUNDS	14,963,984.65	14,957,605.19	6,379.46
U. S. TREASURY INVESTMENTS	39,853,926.49	40,975,388.66	(1,121,462.17)
U. S. AGENCY INVESTMENTS	49,183,186.90	44,925,499.35	4,257,687.55
MUNICIPAL BONDS	6,063,988.94	5,639,344.20	424,644.74
COMMERCIAL PAPER	12,013,411.12	12,005,062.29	8,348.83
ASSET BACKED SEC/COLLATERALIZED MORTGAGE OBLIG CERTIFICATES OF DEPOSIT	7,228,116.20 3,720,000.00	7,313,433.21 7,281,000.00	(85,317.01) (3,561,000.00)
TOTAL INVESTMENTS	136,496,461.77	133,377,994.25	3,118,467.52
TOTAL CASH AND INVESTMENTS	147,102,884.34	142,654,691.16	4,448,193.18
	July 31, 2016	June 30, 2016	% CHANGE
IIIT MONEY MARKET FUNDS	2.6%	0.2%	1136.3%
BMO HARRIS MONEY MARKET FUNDS	11.0%	11.2%	0.0%
U. S. TREASURY INVESTMENTS	29.2%	30.7%	-2.7%
U. S. AGENCY INVESTMENTS	36.0%	33.7%	9.5%
MUNICIPAL BONDS	4.4%	4.2%	7.5%
COMMERCIAL PAPER	8.8%	9.0%	0.1%
ASSET BACKED SEC/COLLATERALIZED MORTGAGE OBLIG CERTIFICATES OF DEPOSIT	5.3% 2.7%	5.5% 5.5%	-1.2% -48.9%
TOTAL INVESTMENTS	100.0%	100.0%	2.3%

Note 1 - Investments are carried at amortized cost.

DU PAGE WATER COMMISSION
INVESTMENTS
(Unaudited)
July 31, 2016

FUND SOURCE	COUPON RATE	PURCHASE DATE	MATURITY DATE		YIELD TO MATURITY (COST)	PAR VALUE	AMORTIZED COST	AMORTIZED DISCOUNT (PREMIUM)	PURCHASE PRICE	ACCRUED INTEREST 07/31/16
Water Fund Oper. & Maint. Acct. (01-121103)										
BMO Harris - Money Market	0.510%	07/31/16	08/01/16	1	0.510%	\$ 14,963,984.65	\$ 14,963,984.65	\$ -	\$ 14,963,984.65	-
Water Fund General Account (01-121700)										
IIIT - Money Market	0.030%	07/31/16	08/01/16	1	0.030%	3,293,801.38	3,293,801.38	-	3,293,801.38	-
UBS Finance Delaware LLC CP	0.000%	02/09/16	08/05/16	5	0.850%	2,500,000.00	2,499,763.90	10,270.84	2,489,493.06	-
Bank of Tokyo Mitsubishi CP	0.000%	02/09/16	08/09/16	9	0.850%	500,000.00	499,905.56	2,054.17	497,851.39	-
Toyota Motor Credit CP	0.000%	02/17/16	08/15/16	15	0.720%	1,000,000.00	999,720.00	3,320.00	996,400.00	-
Rabobank Nederland NV CP	0.000%	02/19/16	08/16/16	16	0.810%	1,500,000.00	1,499,493.75	5,535.00	1,493,958.75	-
ING (US) Funding LLC CP	0.000%	05/19/16	11/14/16	106	0.900%	2,000,000.00	1,994,750.00	3,500.00	1,991,250.00	-
CD-Bank of Ruston, LA	0.000%	04/21/16	10/28/16	89	0.700%	248,000.00	248,000.00	-	248,000.00	485.13
CD-Shattuck National Bank, OK	0.000%	04/15/16	10/31/16	92	0.650%	248,000.00	248,000.00	-	248,000.00	476.97
CD-Fieldpoint Private Bank & Trust, CT	0.000%	04/15/16	10/31/16	92	0.700%	248,000.00	248,000.00	-	248,000.00	513.67
CD-Farmers Bank & Trust, KS	0.000%	04/15/16	10/31/16	92	0.600%	248,000.00	248,000.00	-	248,000.00	543.02
CD-Privatebank & Trust Co	0.000%	04/15/16	10/31/16	92	0.600%	248,000.00	248,000.00	-	248,000.00	440.29
CD-Bank of China, NY	0.000%	04/15/16	10/31/16	92	0.750%	248,000.00	248,000.00	-	248,000.00	440.29
CD-Bank of the Ozarks, AR	0.000%	04/15/16	10/31/16	92	0.740%	248,000.00	248,000.00	-	248,000.00	550.35
CD-Financial Federal Savings Bank, TN	0.000%	04/15/16	10/31/16	92	0.600%	248,000.00	248,000.00	-	248,000.00	440.29
CD-Pacific Western Bank	0.000%	04/15/16	10/31/16	92	0.700%	248,000.00	248,000.00	-	248,000.00	513.67
CD-Bank Leumi Usa, NY	0.000%	04/15/16	10/31/16	92	0.600%	248,000.00	248,000.00	-	248,000.00	440.29
CD-Citizens Bank of Finley, ND	0.000%	04/18/16	10/31/16	92	0.700%	248,000.00	248,000.00	-	248,000.00	499.40
CD-Community West Bank, CA	0.000%	04/18/16	10/31/16	92	0.600%	248,000.00	248,000.00	-	248,000.00	428.06
CD-Bank of the Valley, NE	0.000%	04/20/16	10/31/16	92	0.650%	248,000.00	248,000.00	-	248,000.00	454.89
CD-Freedom Bank of Virginia, VA	0.000%	05/18/16	11/14/16	106	0.650%	248,000.00	248,000.00	-	248,000.00	407.67
CD-Royal Business Bank, CA	0.000%	05/18/16	11/14/16	106	0.750%	248,000.00	248,000.00	-	248,000.00	382.19
Weighted Avg Maturity			25		0.630%	\$ 14,513,801.38	\$ 14,507,434.59	\$ 24,680.01	\$ 14,482,754.58	\$ 7,016.18

DU PAGE WATER COMMISSION
 INVESTMENTS
 (Unaudited)
 July 31, 2016

FUND SOURCE	COUPON RATE	PURCHASE DATE	MATURITY DATE		YIELD TO MATURITY (COST)	PAR VALUE	AMORTIZED COST	AMORTIZED DISCOUNT (PREMIUM)	PURCHASE PRICE	ACCRUED INTEREST 07/31/16
<u>Sales Tax Funds (01-123000)</u>										
IIIT - Money Market	0.030%	07/31/16	08/01/16	1	0.030%	4,514.38	4,377.29	(137.09)	4,514.38	-
BNP Paribas NY Branch CP	0.000%	05/31/16	08/15/16	15	0.480%	2,130,000.00	2,129,602.39	1,732.39	2,127,870.00	-
	Weighted Avg Maturity		15		0.479%	\$ 2,134,514.38	\$ 2,133,979.68	\$ 1,595.30	\$ 2,132,384.38	\$ -

DU PAGE WATER COMMISSION
 INVESTMENTS
 (Unaudited)
 July 31, 2016

FUND SOURCE	COUPON RATE	PURCHASE DATE	MATURITY DATE		YIELD TO MATURITY (COST)	PAR VALUE	AMORTIZED COST	AMORTIZED DISCOUNT (PREMIUM)	PURCHASE PRICE	ACCRUED INTEREST 07/31/16
Water Fund Operating Reserve (01-121800)										
IIIT - Money Market	0.030%	07/31/16	08/01/16	1	0.030%	106,130.11	106,130.11	-	106,130.11	-
US Treasury Notes	2.500%	12/09/14	06/30/17	334	0.920%	750,000.00	760,769.67	(19,201.03)	779,970.70	1,630.43
US Treasury Notes	0.625%	03/24/16	08/31/17	396	0.790%	3,000,000.00	2,994,605.82	1,754.26	2,992,851.56	7,846.47
US Treasury Notes	0.625%	10/31/12	09/30/17	426	0.750%	100,000.00	99,860.28	493.10	99,367.18	210.04
US Treasury Notes	0.625%	10/31/12	09/30/17	426	0.750%	300,000.00	299,580.83	1,479.27	298,101.56	630.12
US Treasury Notes	0.750%	11/01/12	10/31/17	457	0.740%	25,000.00	25,003.72	42.77	24,960.95	47.38
US Treasury Notes	0.625%	11/05/12	10/31/17	457	0.740%	100,000.00	100,014.86	171.06	99,843.80	189.54
US Treasury Notes	0.750%	03/08/13	02/28/18	577	0.850%	1,400,000.00	1,397,814.95	4,596.20	1,393,218.75	4,394.02
US Treasury Notes	1.375%	02/04/15	07/31/18	730	0.980%	150,000.00	151,171.32	(574.77)	151,746.09	5.60
US Treasury Notes	1.250%	10/06/14	07/31/18	730	0.920%	475,000.00	479,256.52	(3,128.25)	482,384.77	17.75
US Treasury Notes	1.250%	03/24/16	10/31/18	822	0.970%	2,000,000.00	2,012,305.70	(1,913.05)	2,014,218.75	6,317.93
US Treasury Notes	1.125%	07/22/16	01/15/19	898	0.780%	2,250,000.00	2,268,865.04	(207.23)	2,269,072.27	1,169.33
US Treasury Notes	1.625%	09/04/14	03/31/19	973	1.600%	1,000,000.00	1,000,649.32	(444.43)	1,001,093.75	5,461.07
US Treasury Notes	1.750%	03/27/15	09/30/19	1,156	1.390%	450,000.00	454,939.85	(2,038.67)	456,978.52	2,646.52
US Treasury Notes	1.000%	02/27/15	09/30/19	1,156	1.420%	615,000.00	607,020.20	3,479.38	603,540.82	2,066.80
US Treasury Notes	1.000%	05/29/15	11/30/19	1,217	1.440%	1,050,000.00	1,034,897.92	5,159.64	1,029,738.28	1,778.69
US Treasury Notes	1.000%	08/25/15	11/30/19	1,217	1.340%	1,500,000.00	1,483,478.27	4,513.43	1,478,964.84	2,540.98
US Treasury Notes	1.250%	09/03/15	02/29/20	1,308	1.470%	100,000.00	99,244.49	185.90	99,058.59	523.10
US Treasury Notes	1.250%	10/08/15	02/29/20	1,308	1.320%	1,000,000.00	997,697.79	510.29	997,187.50	5,230.98
US Treasury Notes	1.250%	11/05/15	02/29/20	1,308	1.550%	1,050,000.00	1,039,032.59	2,157.59	1,036,875.00	5,492.53
US Treasury Notes	2.000%	12/04/15	07/31/20	1,461	1.580%	1,075,000.00	1,092,504.11	(2,778.12)	1,095,282.23	58.42
US Treasury Notes	2.125%	12/30/15	08/31/20	1,492	1.740%	575,000.00	583,749.07	(1,201.13)	584,950.20	5,113.28
US Treasury Notes	1.750%	02/03/16	10/31/20	1,553	1.350%	740,000.00	752,323.69	(1,377.87)	753,701.56	3,272.69
US Treasury Notes	2.625%	05/03/16	11/15/20	1,568	1.210%	2,400,000.00	2,541,280.06	(7,594.94)	2,548,875.00	13,353.26
US Treasury Notes	2.000%	03/24/16	11/30/20	1,583	1.380%	2,000,000.00	2,051,905.28	(4,110.35)	2,056,015.63	6,775.96
US Treasury Notes	2.375%	03/31/16	12/31/20	1,614	1.280%	775,000.00	811,252.06	(2,679.58)	813,931.64	1,600.54
US Treasury Notes	2.000%	07/06/16	02/28/21	1,673	0.920%	775,000.00	812,382.91	(519.43)	812,902.34	6,486.41
US Treasury Notes	1.250%	06/27/16	03/31/21	1,704	0.980%	1,265,000.00	1,280,811.73	(297.26)	1,281,108.99	5,314.04
Inter-American Development Bank	1.000%	04/12/16	05/13/19	1,016	1.100%	790,000.00	787,860.26	230.26	787,630.00	2,391.94
Intl Bank of Recons and Dev Notes (World Bank)	1.625%	03/14/16	03/09/21	1,682	1.730%	925,000.00	920,920.83	323.83	920,597.00	5,928.99
CA ST Taxable GO Bonds	1.750%	10/22/13	11/01/17	458	1.660%	700,000.00	700,800.38	(1,698.62)	702,499.00	3,062.50
MS ST Taxable GO Bonds	1.472%	02/18/15	10/01/18	792	1.470%	150,000.00	150,000.00	-	150,000.00	736.00
NYC, NY Taxable GO Bonds	1.650%	03/31/15	10/01/18	792	1.650%	565,000.00	565,000.00	-	565,000.00	3,107.50
CT ST Taxable GO Bonds	1.974%	03/25/15	03/15/19	957	1.970%	300,000.00	300,000.00	-	300,000.00	2,237.20
UNIV OF CAL Taxable Rev Bonds	2.003%	03/25/15	05/15/19	1,018	2.000%	135,000.00	135,000.00	-	135,000.00	570.86
FL ST Board Admin Fin Corp Taxable Rev Bonds	2.163%	03/08/16	07/01/19	1,065	2.160%	925,000.00	925,000.00	-	925,000.00	1,667.31
MS ST Taxable GO Bonds	1.679%	02/18/15	10/01/19	1,157	1.680%	310,000.00	310,000.00	-	310,000.00	1,734.97
NY Trans Fin Auth, NY Txbi Rev Bonds	2.750%	04/23/15	02/01/20	1,280	1.880%	375,000.00	385,990.47	(3,825.78)	389,816.25	5,156.25
NY Trans Fin Auth, NY Txbi Rev Bonds	1.500%	07/14/16	05/01/21	1,735	1.500%	600,000.00	600,000.00	-	600,000.00	75.00

DU PAGE WATER COMMISSION
 INVESTMENTS
 (Unaudited)
 July 31, 2016

FUND SOURCE	COUPON RATE	PURCHASE DATE	MATURITY DATE		YIELD TO MATURITY (COST)	PAR VALUE	AMORTIZED COST	AMORTIZED DISCOUNT (PREMIUM)	PURCHASE PRICE	ACCRUED INTEREST 07/31/16	
Water Fund Operating Reserve (01-121800) Continued...											
FNMA Pool #AJ3174	3.500%	02/17/16	10/01/26	3,714	2.270%	445,521.89	473,367.01	0.01	473,367.00	1,299.44	
FNMA Pool #AT3221	3.500%	06/17/16	03/01/27	3,865	2.270%	533,908.95	567,611.95	-	567,611.95	1,557.23	
FNMA Pool #AS4197	3.500%	07/16/15	01/01/30	4,902	2.620%	319,521.21	336,406.66	(1,886.42)	338,293.08	931.94	
FHLMC Pool #U49048	3.000%	03/17/16	08/01/30	5,114	2.350%	459,969.44	479,314.23	(850.75)	480,164.98	1,149.92	
FNMA Pool #AL7738	3.500%	02/17/16	11/01/30	5,206	2.550%	465,229.88	514,989.35	(1,704.66)	516,694.01	1,415.25	
FNMA Series 2015-M1 ASQ2	1.626%	01/30/15	02/01/18	550	1.260%	187,002.95	187,786.03	(1,085.55)	188,871.58	253.39	
FNMA Series 2015-M7 ASQ2	1.550%	04/30/15	04/01/18	609	0.830%	175,000.00	175,880.24	(869.13)	176,749.37	226.04	
FNMA Series 2015-M15 ASQ2	1.899%	11/30/15	01/01/19	884	1.200%	195,000.00	196,453.04	(496.94)	196,949.98	308.44	
Fannie Mae Series 2015-M13 ASQ2	1.646%	10/30/15	09/01/19	1,127	1.080%	425,000.00	428,308.27	(947.64)	429,255.91	582.96	
Fannie Mae Series 2016-M1 ASQ2	2.132%	01/29/16	02/01/21	1,646	1.680%	925,000.00	933,177.70	(1,056.02)	934,233.72	1,643.42	
FNMA Series 2010-18 LV	4.500%	07/21/15	04/01/21	1,705	2.030%	334,335.25	334,335.25	(23,194.52)	357,529.77	1,253.76	
Freddie Mac Global Notes	1.000%	08/13/14	06/29/17	333	0.970%	165,000.00	165,050.42	(106.99)	165,157.41	146.67	
Freddie Mac Global Notes	1.000%	08/13/14	06/29/17	333	0.960%	635,000.00	635,237.84	(505.11)	635,742.95	564.44	
Freddie Mac Global Notes	1.000%	07/31/12	07/28/17	362	0.860%	95,000.00	95,128.45	(435.66)	95,564.11	7.92	
Freddie Mac Global Notes	1.000%	07/31/12	07/28/17	362	0.860%	125,000.00	125,169.01	(573.24)	125,742.25	10.42	
Freddie Mac Global Notes	1.000%	03/20/15	07/28/17	362	0.850%	205,000.00	205,295.32	(401.68)	205,697.00	17.08	
Fannie Mae Global Notes	0.875%	09/06/12	09/28/17	393	0.820%	200,000.00	200,109.09	187.09	199,922.00	743.75	
Fannie Mae Global Notes	0.875%	09/06/12	08/28/17	393	0.820%	475,000.00	475,259.09	444.34	474,814.75	1,766.41	
Fannie Mae Global Notes	0.875%	11/27/13	10/26/17	452	1.080%	1,300,000.00	1,296,802.18	6,747.18	1,290,055.00	3,001.74	
Tennessee Valley Authority Notes	6.250%	08/19/15	12/15/17	502	1.010%	720,000.00	771,287.00	(35,095.72)	806,382.72	5,750.00	
FHLB Notes	0.875%	02/18/16	03/19/18	596	0.890%	2,300,000.00	2,299,438.20	151.20	2,299,287.00	7,379.17	
FNMA Notes	0.875%	03/04/16	03/28/18	605	0.970%	1,100,000.00	1,098,230.38	430.38	1,097,800.00	3,288.54	
FHLMC Reference Note	0.750%	06/23/16	04/09/18	617	0.850%	1,500,000.00	1,497,582.11	147.11	1,497,435.00	3,562.50	
Fannie Mae Global Notes	0.875%	05/24/13	05/21/18	659	1.190%	500,000.00	497,198.18	4,773.18	492,425.00	850.69	
Fannie Mae Global Notes	0.875%	05/22/13	05/21/18	659	1.050%	1,000,000.00	996,893.04	5,343.04	991,550.00	1,701.39	
Federal Home Loans Banks Agency	0.875%	05/26/16	06/29/18	698	0.990%	1,100,000.00	1,097,571.12	222.12	1,097,349.00	855.56	
Federal Home Loans Banks Agency	0.875%	06/23/16	06/29/18	698	0.860%	1,200,000.00	1,200,318.77	(17.23)	1,200,336.00	933.33	
FNMA Benchmark Note	1.125%	09/01/15	10/19/18	810	1.180%	2,300,000.00	2,297,345.06	1,071.06	2,296,274.00	7,331.25	
Fannie Mae Global Notes	1.625%	10/23/14	11/27/18	849	1.390%	990,000.00	995,400.89	(4,004.11)	999,405.00	2,860.00	
FNMA Benchmark Note	1.375%	01/06/16	01/28/19	911	1.180%	275,000.00	274,859.89	30.39	274,829.50	31.51	
FNMA Benchmark Note	1.000%	02/23/16	02/26/19	940	1.080%	1,100,000.00	1,097,777.44	373.44	1,097,404.00	4,736.11	
Freddie Mac Notes	1.125%	03/24/16	04/15/19	988	1.150%	2,400,000.00	2,398,471.82	199.82	2,398,272.00	9,750.00	
Freddie Mac Notes	1.750%	12/03/14	05/30/19	1,033	1.490%	475,000.00	478,441.85	(1,954.15)	480,396.00	1,408.51	
FNMA Notes	1.750%	06/30/16	06/20/19	1,054	0.800%	1,000,000.00	1,026,915.36	(794.64)	1,027,710.00	1,993.06	
FHLB Global Note	1.125%	06/02/16	06/21/19	1,055	1.140%	1,050,000.00	1,049,580.53	21.53	1,049,559.00	1,312.50	
FHLMC Reference Note	0.875%	07/20/16	07/19/19	1,083	0.960%	1,500,000.00	1,496,076.30	36.30	1,496,040.00	401.04	
FNMA Benchmark Note	0.875%	07/29/16	08/02/19	1,097	0.930%	1,600,000.00	1,597,312.00	-	1,597,312.00	-	
FNMA Benchmark Note	1.750%	12/03/14	11/26/19	1,213	1.610%	475,000.00	477,069.22	(994.53)	478,063.75	1,500.87	
FHLB Global Note	1.125%	07/14/16	07/14/21	1,809	1.250%	1,525,000.00	1,515,806.67	80.19	1,515,726.48	810.16	
				Weighted Avg Maturity	1.122	1.210%	\$ 64,596,619.68	\$ 65,108,377.06	\$ (85,209.84)	\$ 65,193,586.90	\$ 190,178.81

DU PAGE WATER COMMISSION
 INVESTMENTS
 (Unaudited)
 July 31, 2016

FUND SOURCE	COUPON RATE	PURCHASE DATE	MATURITY DATE		YIELD TO MATURITY (COST)	PAR VALUE	AMORTIZED COST	AMORTIZED DISCOUNT (PREMIUM)	PURCHASE PRICE	ACCRUED INTEREST 07/31/16
Water Fund L-T Water Capital Reserve (01-121900)										
IIIT - Money Market (PFM Asset Management)	0.030%	07/31/16	08/01/16	1	0.030%	26,288.85	26,288.85	-	26,288.85	-
US Treasury Notes	0.625%	03/28/16	08/31/17	396	0.790%	485,000.00	484,135.76	272.48	483,863.28	1,268.51
US Treasury Notes	0.625%	05/15/14	11/30/17	487	1.030%	425,000.00	422,712.11	3,738.48	418,973.63	449.97
US Treasury Notes	0.750%	12/31/13	02/28/18	577	1.380%	485,000.00	480,269.28	7,507.95	472,761.33	1,522.21
US Treasury Notes	0.625%	05/13/13	04/30/18	638	0.820%	105,000.00	104,640.07	649.06	103,991.01	165.85
US Treasury Notes	0.625%	05/15/13	04/30/18	638	0.820%	180,000.00	179,390.20	1,098.79	178,291.41	284.31
US Treasury Notes	1.375%	02/20/15	09/30/18	791	1.260%	230,000.00	230,566.02	(368.36)	230,934.38	1,062.81
US Treasury Notes	1.125%	04/24/15	04/30/20	1,369	1.350%	300,000.00	297,555.07	801.16	296,753.91	852.92
US Treasury Notes	1.750%	02/03/16	10/31/20	1,553	1.350%	250,000.00	254,163.41	(465.50)	254,628.91	1,105.64
US Treasury Notes	2.000%	03/28/16	11/30/20	1,583	1.380%	265,000.00	271,912.15	(530.62)	272,442.77	897.81
US Treasury Notes	2.000%	03/28/16	10/31/21	1,918	1.520%	275,000.00	281,601.63	(413.02)	282,014.65	1,389.95
US Treasury Notes	1.875%	01/12/15	11/30/21	1,948	1.780%	260,000.00	261,317.03	(358.75)	261,675.78	825.82
US Treasury Notes	1.500%	12/30/15	01/31/22	2,010	2.040%	75,000.00	72,908.49	211.22	72,697.27	3.06
US Treasury Notes	1.500%	09/03/15	01/31/22	2,010	1.870%	350,000.00	343,283.64	1,049.26	342,234.38	14.27
US Treasury Notes	1.625%	02/26/15	08/15/22	2,206	1.820%	175,000.00	173,086.27	424.16	172,662.11	1,312.50
US Treasury Notes	1.625%	12/04/15	11/15/22	2,298	1.930%	200,000.00	196,457.95	348.57	196,109.38	688.86
US Treasury Notes	1.750%	04/24/15	05/15/23	2,479	1.790%	390,000.00	388,963.30	182.05	388,781.25	1,446.60
US Treasury Notes	2.750%	03/28/16	11/15/23	2,663	1.720%	150,000.00	160,511.42	(463.19)	160,974.61	874.32
US Treasury Notes	2.750%	10/09/15	11/15/23	2,663	1.910%	155,000.00	163,853.80	(912.41)	164,766.21	903.46
US Treasury Notes	2.750%	05/26/16	11/15/23	2,663	1.650%	275,000.00	295,648.35	(449.31)	296,097.66	1,602.92
US Treasury Notes	2.375%	03/28/16	08/15/24	2,937	1.810%	200,000.00	208,348.29	(331.40)	208,679.69	2,192.31
US Treasury Notes	2.125%	05/03/16	05/15/25	3,210	1.760%	150,000.00	154,448.08	(110.51)	154,558.59	675.61
US Treasury Notes	2.250%	07/06/16	11/15/25	3,394	1.320%	105,000.00	113,556.84	(56.44)	113,613.28	500.75
US Treasury Notes	2.250%	06/27/16	11/15/25	3,394	1.450%	115,000.00	122,964.76	(71.76)	123,036.52	548.44
Inter-American Development Bank	1.000%	04/12/16	05/13/19	1,016	1.100%	140,000.00	139,620.81	40.81	139,580.00	423.89
Intl Bank of Recons and Dev Notes (World Bank)	1.625%	03/14/16	03/09/21	1,682	1.730%	150,000.00	149,338.51	52.51	149,286.00	961.46
Asian Development Bank Note	1.625%	03/16/16	03/16/21	1,689	1.640%	150,000.00	149,892.85	8.35	149,884.50	914.06
NYC, NY Taxable GO Bonds	1.650%	03/31/15	10/01/18	792	1.650%	95,000.00	95,000.00	-	95,000.00	522.50
FL ST Board Admin Fin Corp Taxable Rev Bonds	2.163%	03/08/16	07/01/19	1,065	2.160%	150,000.00	150,000.00	-	150,000.00	270.38
MS ST Taxable GO Bonds	1.679%	02/18/15	10/01/19	1,157	1.680%	40,000.00	40,000.00	-	40,000.00	223.87
NY Trans Fin Auth, NY Txb Rev Bonds	2.750%	04/23/15	02/01/20	1,280	1.880%	75,000.00	77,198.09	(765.16)	77,963.25	1,031.25
CT ST Taxable GO Bonds	2.294%	03/25/15	03/15/20	1,323	2.290%	70,000.00	70,000.00	-	70,000.00	606.64
UNIV OF CAL Taxable Rev Bonds	2.253%	03/25/15	05/15/20	1,384	2.250%	50,000.00	50,000.00	-	50,000.00	237.82
NY Trans Fin Auth, NY Txb Rev Bonds	1.500%	07/14/16	05/01/21	1,735	1.500%	100,000.00	100,000.00	-	100,000.00	12.50
FNMA Pool #AJ3174	3.500%	02/17/16	10/01/26	3,714	2.270%	71,360.66	75,820.70	0.01	75,820.69	208.14
FNMA Pool #AT3221	3.500%	06/17/16	03/01/27	3,865	2.270%	97,567.12	103,726.05	0.01	103,726.04	284.57
FNMA Pool #AS4197	3.500%	07/16/15	01/01/30	4,902	2.620%	78,940.55	83,112.25	(466.06)	83,578.31	230.24
FHLMC Pool #U49048	3.000%	03/17/16	08/01/30	5,114	2.350%	68,995.41	71,897.12	(127.61)	72,024.73	172.49
FNMA Pool #AL7738	3.500%	02/17/16	11/01/30	5,206	2.550%	80,086.49	84,998.25	(281.36)	85,279.61	233.59

DU PAGE WATER COMMISSION
INVESTMENTS
(Unaudited)
July 31, 2016

FUND SOURCE	COUPON RATE	PURCHASE DATE	MATURITY DATE		YIELD TO MATURITY (COST)	PAR VALUE	AMORTIZED COST	AMORTIZED DISCOUNT (PREMIUM)	PURCHASE PRICE	ACCRUED INTEREST 07/31/16
Water Fund L-T Water Capital Reserve (01-121900) Continued...										
FNMA Series 2015-M15 ASQ2	1.899%	11/30/15	01/01/19	884	1.200%	45,000.00	45,335.32	(114.68)	45,450.00	71.18
Fannie Mae Series 2015-M13 ASQ2	1.646%	10/30/15	09/01/19	1,127	1.080%	80,000.00	80,622.73	(178.38)	80,801.11	109.73
Fannie Mae Series 2016-M1 ASQ2	2.132%	01/29/16	02/01/21	1,646	1.680%	175,000.00	176,547.13	(199.79)	176,746.92	310.92
FNMA SERIES 2015	2.013%	03/31/15	07/01/22	2,161	1.710%	21,963.41	22,136.65	(46.00)	22,182.65	36.84
Freddie Mac Global Notes	1.000%	08/13/14	06/29/17	333	0.960%	260,000.00	260,097.38	(206.82)	260,304.20	231.11
Fannie Mae Global Notes	0.875%	05/15/14	05/21/18	659	1.300%	425,000.00	421,762.54	3,864.29	417,898.25	723.09
Fannie Mae Global Notes	1.625%	12/31/13	11/27/18	849	1.780%	475,000.00	473,359.41	1,750.91	471,608.50	1,372.22
Fannie Mae Benchmark Notes	1.875%	05/15/14	02/19/19	933	1.550%	400,000.00	403,239.58	(2,704.42)	405,944.00	3,375.00
FHLB Global Note	1.125%	06/02/16	06/21/19	1,055	1.140%	375,000.00	374,850.19	7.69	374,842.50	468.75
FNMA Benchmark Notes	1.500%	10/19/15	11/30/20	1,583	1.520%	325,000.00	324,741.19	43.44	324,697.75	826.04
FHLB Global Note	1.125%	07/13/16	07/14/21	1,809	1.230%	250,000.00	248,778.82	11.32	248,767.50	132.81
FNMA Notes	2.125%	04/26/16	04/24/26	3,554	2.210%	210,000.00	208,396.71	38.91	208,357.80	1,177.60
		Weighted Avg Maturity	1.606		1.521%	\$ 10,085,202.49	\$ 10,169,055.05	\$ 12,479.88	\$ 10,156,575.17	\$ 35,757.59
Capital Reserve (01-122000)										
IIIT - Money Market (PFM Asset Management)	0.030%	07/31/16	08/01/16	1	0.030%	39,249.84	39,249.84	-	39,249.84	-
US Treasury Notes	0.625%	01/05/15	09/30/17	426	1.020%	850,000.00	846,082.54	5,213.40	840,869.14	1,785.35
US Treasury Notes	0.625%	04/23/15	11/30/17	487	0.780%	1,380,000.00	1,377,233.46	2,624.08	1,374,609.38	1,461.07
US Treasury Notes	0.875%	12/31/14	01/31/18	549	1.160%	1,000,000.00	995,829.03	4,344.65	991,484.38	23.78
US Treasury Notes	1.000%	12/30/15	05/31/18	669	1.210%	445,000.00	443,323.80	531.42	442,792.38	753.83
US Treasury Notes	1.375%	10/09/15	09/30/18	791	0.940%	850,000.00	857,949.98	(2,940.65)	860,890.63	3,927.77
US Treasury Notes	1.250%	11/09/15	11/30/18	852	1.180%	195,000.00	195,303.46	(92.63)	195,396.09	412.91
US Treasury Notes	1.250%	05/03/16	11/30/18	852	0.830%	1,250,000.00	1,261,975.76	(1,207.83)	1,263,183.59	2,646.86
US Treasury Notes	1.500%	12/04/15	12/31/18	883	1.220%	975,000.00	981,516.49	(1,748.16)	983,264.65	1,271.74
Intl Bank of Recons and Dev Notes (World Bank)	0.875%	04/12/16	07/19/18	718	0.950%	600,000.00	599,069.18	131.18	598,938.00	175.00
Inter-American Development Bank	1.000%	04/12/16	05/13/19	1,016	1.100%	420,000.00	418,862.42	122.42	418,740.00	1,271.67
UNIV OF CAL Taxable Rev Bonds	0.934%	03/25/15	05/15/17	288	0.930%	175,000.00	175,000.00	-	175,000.00	345.06
MS ST Taxable GO Bonds	1.090%	02/18/15	10/01/17	427	1.090%	35,000.00	35,000.00	-	35,000.00	127.17
Regional Trans Auth, IL Rev Bonds	1.250%	04/26/16	05/04/18	642	1.250%	600,000.00	600,000.00	-	600,000.00	1,812.50
FL ST Board Admin Fin Corp Taxable Rev Bonds	2.163%	03/08/16	07/01/19	1,065	2.160%	600,000.00	600,000.00	-	600,000.00	1,081.50

DU PAGE WATER COMMISSION
INVESTMENTS
(Unaudited)
July 31, 2016

FUND SOURCE	COUPON RATE	PURCHASE DATE	MATURITY DATE		YIELD TO MATURITY (COST)	PAR VALUE	AMORTIZED COST	AMORTIZED DISCOUNT (PREMIUM)	PURCHASE PRICE	ACCRUED INTEREST 07/31/16
Capital Reserve (01-122000) Continued...										
FNMA SERIES 2015 M1	1.626%	01/30/15	02/01/18	550	1.260%	93,501.48	93,893.02	(542.78)	94,435.80	126.69
FNMA SERIES 2015 M7	1.550%	04/30/15	04/01/18	609	1.260%	105,000.00	105,528.14	(521.48)	106,049.62	135.63
FNMA SERIES 2015 M3	0.392%	02/27/15	06/01/18	670	0.390%	70,771.15	70,771.15	18.49	70,752.66	38.46
FNMA SERIES 2015 M3	0.385%	03/31/15	09/25/18	786	0.380%	67,254.27	67,254.27	17.20	67,237.07	35.99
FNMA SERIES 2015 M3	0.356%	05/29/15	11/25/18	847	0.360%	51,835.81	51,835.81	12.29	51,823.52	26.01
FNMA Series 2015-M13 ASQ2	1.899%	11/30/15	01/01/19	884	1.200%	130,000.00	130,968.70	(331.29)	131,299.99	205.63
FNMA Series 2016-M9 ASQ2	1.785%	06/09/16	06/01/19	1,035	1.050%	230,000.00	232,221.52	(78.37)	232,299.89	342.13
Fannie Mae Series 2015-M13 ASQ2	1.646%	10/30/15	09/01/19	1,127	1.080%	275,000.00	277,140.64	(613.18)	277,753.82	377.21
Freddie Mac Series 4459 NB	4.500%	06/11/15	01/01/20	1,249	0.770%	160,572.24	166,018.65	(2,331.30)	168,349.95	602.15
FNMA Series 2015-M12 FA	0.540%	09/30/15	04/25/20	1,364	0.540%	426,623.70	426,623.70	153.58	426,470.12	274.50
FNMA Series 2010-18 LV	4.500%	07/21/15	04/01/21	1,705	2.030%	234,034.67	234,034.67	(16,236.16)	250,270.83	877.63
Freddie Mac Global Notes	1.000%	08/14/14	07/28/17	362	1.000%	125,000.00	124,997.21	5.59	124,991.62	10.42
Freddie Mac Global Notes	1.000%	03/20/15	07/28/17	362	0.850%	1,000,000.00	1,001,440.59	(1,959.41)	1,003,400.00	83.33
Tennessee Valley Authority Notes	6.250%	08/19/15	12/15/17	502	1.010%	480,000.00	514,191.33	(23,397.15)	537,588.48	3,833.33
FHLB Notes	0.875%	02/18/16	03/19/18	596	0.890%	1,475,000.00	1,474,639.72	96.97	1,474,542.75	4,732.29
FNMA Notes	0.875%	03/04/16	03/28/18	605	0.970%	1,475,000.00	1,472,627.09	577.09	1,472,050.00	4,409.64
FHLMC Reference Note	0.750%	04/06/16	04/09/18	617	0.830%	725,000.00	724,040.39	178.64	723,861.75	1,721.88
Federal Home Loan Banks Agcy	0.875%	05/26/16	06/29/18	698	0.990%	785,000.00	783,266.67	158.52	783,108.15	610.56
FHLB Notes	0.625%	07/07/16	08/07/18	737	0.730%	750,000.00	748,487.12	47.12	748,440.00	299.48
FNMA Benchmark Note	1.125%	09/01/15	10/19/18	810	1.180%	1,475,000.00	1,473,297.38	686.88	1,472,610.50	4,701.56
FNMA Benchmark Note	1.375%	01/08/16	01/28/19	911	1.400%	1,255,000.00	1,254,360.60	138.70	1,254,221.90	143.80
FNMA Benchmark Note	1.000%	02/23/16	02/26/19	940	1.080%	1,475,000.00	1,472,019.75	500.75	1,471,519.00	6,350.69
Freddie Mac Notes	1.125%	05/26/16	04/15/19	988	1.100%	900,000.00	900,655.09	(37.91)	900,693.00	3,656.25
Freddie Mac Notes	1.125%	03/31/16	04/15/19	988	1.050%	950,000.00	952,016.89	(244.11)	952,261.00	3,859.38
FHLB Global Note	1.125%	06/27/16	06/21/19	1,055	0.820%	1,650,000.00	1,664,512.99	(441.75)	1,664,954.74	2,062.50
FHLMC Reference Note	0.875%	07/19/16	07/19/19	1,083	0.960%	650,000.00	648,442.84	15.84	648,427.00	173.78
FNMA Benchmark Note	0.875%	07/29/16	08/02/19	1,097	0.930%	750,000.00	748,740.00	-	748,740.00	-
Bank of Tokyo Mitsubishi CP	0.000%	04/01/16	10/04/16	65	0.890%	600,000.00	599,050.67	1,765.17	597,285.50	-
JP Morgan Securities CP	0.000%	04/01/16	12/27/16	149	1.040%	600,000.00	597,459.34	2,042.84	595,416.50	-
BNP Paribas NY CP	0.000%	04/08/16	01/03/17	156	1.040%	600,000.00	597,339.17	1,974.17	595,365.00	-
Bank of Montreal Chicago	0.000%	06/16/16	03/03/17	215	1.040%	600,000.00	596,326.34	789.67	595,536.67	-
Weighted Avg Maturity			738		1.025%	\$ 29,578,843.16	\$ 29,630,597.41	\$ (30,577.50)	\$ 29,661,174.91	\$ 56,787.13
TOTAL ALL FUNDS					1.043%	\$ 135,872,965.74	\$ 136,513,428.44	\$ (77,032.15)	\$ 136,590,460.59	\$ 289,739.71
Less: Net Unsettled Trades							(16,966.67)			
							\$ 136,496,461.77			
July 31, 2016	90 DAY US TREASURY YIELD				0.28%		Longest Maturity	3,554	\$ 210,000.00	
	3 month US Treasury Bill Index				0.22%					
	0-3 Year US Treasury Index				0.59%					
	1-3 Year US Treasury Index				0.67%					
	1-5 Year US Treasury Index				0.77%					
	1-10 Year US Treasury Index				0.92%					

DUPAGE WATER COMMISSION
ELMHURST, ILLINOIS
TREASURER'S REPORT
STATEMENT OF CASH FLOWS
For the Period from May 1, 2016 to July 31, 2016

CASH FLOWS FROM OPERATING ACTIVITIES

Cash received from customers	\$ 31,809,117
Cash payments to suppliers	(27,887,593)
Cash payments to employees	(798,565)
Net cash from operating activities	<u>3,122,959</u>

CASH FLOWS FROM NONCAPITAL
FINANCING ACTIVITIES

Cash received from sales taxes	8,848,798
Cash Received from water quality loans	0
Cash payments for net pension activity	0
Net cash from noncapital financing activities	<u>8,848,798</u>

CASH FLOWS FROM CAPITAL AND
RELATED FINANCING ACTIVITIES

Interest paid	(39)
Principal Paid	(2,424)
Construction and purchase of capital assets	(1,575,729)
Net cash from capital and related financing activities	<u>(1,578,192)</u>

CASH FLOWS FROM INVESTING ACTIVITIES

Investment income	419,158
Net cash from investing activities	<u>419,158</u>

Net Increase (Decrease) in cash and investments 10,812,723

CASH AND INVESTMENTS, MAY 1, 2016 136,290,161

CASH AND INVESTMENTS, JULY 31, 2016 \$ 147,102,884

July 31, 2016
 TREASURER'S REPORT
 DPWC MONTHLY CASH/OPERATING REPORT

	7/31/2016		
	YEAR END TARGETED Reserve or Monthly Cash Amount-Needed	Amount On Hand	Amount Over - (Under) Target
TABLE 1	A	B	C
RESERVE ANALYSIS			
A .Operating Reserve # of days per current fiscal year management budget	\$ 39,602,480 120	\$ 65,104,981 197	\$ 25,502,501
B. Capital Reserve	\$ 29,361,790	\$ 29,617,027	\$ 255,237
C. Long Term Water Capital Reserve	\$ 9,925,000	\$ 10,169,055	\$ 244,055
D. O+M Account (1)	\$ 11,522,438	\$ 25,570,407	\$ 14,047,969
E. Current Construction Obligation and Customer Construction Escrows	\$ 168,999	\$ 168,999	\$ -
TOTAL SUMMARY CASH + RESERVE ANALYSIS	\$ 90,580,707	\$ 130,630,469	\$ 40,049,762

TABLE 2	
OTHER CASH	
F. General Fund	\$ 14,507,435
G. Sales Tax	\$ 1,964,981
TOTAL TABLE 2-OTHER CASH	\$ 16,472,415
TOTAL MONTH END FUNDS CASH BALANCE-Table1+2	\$ 147,102,884

Note 1: The O&M Account target varies from month to month. The cash balance should be enough to cover the current months operating cash outflows.

DuPage Water Commission



Annual Financial Report

For the Fiscal Years Ended
April 30, 2016 and 2015

“We are submitting to you the following draft of your financial statements to expedite your review. As stated in our engagement letter with you, the fair presentation of the financial statements is your responsibility. This draft, or elements within should not be shared with any external parties, nor should any inference be made to any parties that no material adjustments or material disclosure modifications are expected before these statements are submitted as final.”

**DUPAGE WATER COMMISSION
ELMHURST, ILLINOIS**

ANNUAL FINANCIAL REPORT

For the Years Ended
April 30, 2016 and 2015

	<u>Page(s)</u>
INTRODUCTORY SECTION	
Principal Officials	i
FINANCIAL SECTION	
INDEPENDENT AUDITOR’S REPORT	1-3
GENERAL PURPOSE EXTERNAL FINANCIAL STATEMENTS	
Management’s Discussion and Analysis	MD&A 1-8
Basic Financial Statements	
Statements of Net Position.....	4-5
Statements of Revenues, Expenses, and Changes in Net Position	6
Statements of Cash Flows.....	7-8
Notes to Financial Statements.....	9-32
Required Supplementary Information	
Illinois Municipal Retirement Fund	
Schedule of Changes in the Employer’s Net Pension Liability and Related Ratios	33
Schedule of Employer Contributions.....	34
Other Postemployment Benefit Plan	
Schedule of Funding Progress	35
Schedule of Employer Contributions.....	36
SUPPLEMENTAL DATA	
Schedule of Revenues, Expenses, and Changes in Net Position - Budget and Actual.....	37
STATISTICAL SECTION	
Sales Tax Revenues	38
State Water Allocations	39
Water Revenues and Usage	40

INTRODUCTORY SECTION

**DUPAGE WATER COMMISSION
ELMHURST, ILLINOIS**

**Preliminary and Tentative
For Discussion Purposes Only**

PRINCIPAL OFFICIALS

April 30, 2016

General Manager

Mr. John F. Spatz, Jr.

Financial Administrator

Ms. Cheryl Peterson

Manager of Operations

Mr. Terrance McGhee

Commission administrative offices are located at:

600 East Butterfield Road
Elmhurst, IL 60126

FINANCIAL SECTION

INDEPENDENT AUDITOR'S REPORT

Members of the Board of Commissioners
DuPage Water Commission
Elmhurst, Illinois

We have audited the accompanying financial statements of the DuPage Water Commission (the Commission) as of and for the years ended April 30, 2016 and 2015, and the related notes to financial statements, which collectively comprise the Commission's basic financial statements as listed in the table of contents.

Management's Responsibility for the Financial Statements

Management is responsible for the preparation and fair presentation of these financial statements in accordance with accounting principles generally accepted in the United States of America; this includes the design, implementation, and maintenance of internal control relevant to the preparation and fair presentation of financial statements that are free from material misstatement, whether due to fraud or error.

Auditor's Responsibility

Our responsibility is to express an opinion on these financial statements based on our audit. We conducted our audit in accordance with auditing standards generally accepted in the United States of America. Those standards require that we plan and perform the audit to obtain reasonable assurance about whether the financial statements are free from material misstatement.

An audit involves performing procedures to obtain audit evidence about the amounts and disclosures in the financial statements. The procedures selected depend on the auditor's judgment, including the assessment of the risks of material misstatement of the financial statements, whether due to fraud or error. In making those risk assessments, the auditor considers internal control relevant to the Commission's preparation and fair presentation of the financial statements in order to design audit procedures that are appropriate in the circumstances, but not for the purpose of expressing an opinion on the effectiveness of the Commission's internal control. Accordingly, we express no such opinion. An audit also includes evaluating the appropriateness of accounting policies used and the reasonableness of significant accounting estimates made by management, as well as evaluating the overall presentation of the financial statements.

We believe that the audit evidence we have obtained is sufficient and appropriate to provide a basis for our audit opinions.

Opinion

In our opinion, the basic financial statements referred to above present fairly, in all material respects, the respective financial position of the DuPage Water Commission, as of April 30, 2016 and 2015, and the respective changes in financial position and cash flows thereof for the years then ended in accordance with accounting principles generally accepted in the United States of America.

Change in Accounting Principle

As discussed in Note 14, the Commission adopted GASB Statement No. 68, *Accounting and Financial Reporting for Pensions*, and GASB Statement No. 71, *Pension Transition for Contributions Made Subsequent to the Measurement Date*, which established standards for measuring and recognizing liabilities, deferred inflows and outflows of resources, and expenses; modified certain disclosures in the notes to financial statements; and the required supplementary information. Our opinion is not modified with respect to this matter.

Other Matters

Required Supplementary Information

Accounting principles generally accepted in the United States of America require that the management's discussion and analysis and other required supplementary information be presented to supplement the basic financial statements. Such information, although not a part of the basic financial statements, is required by the Governmental Accounting Standards Board, who considers it to be an essential part of financial reporting for placing the basic financial statements in an appropriate operational, economic, or historical context. We have applied certain limited procedures to the required supplementary information in accordance with auditing standards generally accepted in the United States of America, which consisted of inquiries of management about the methods of preparing the information and comparing the information for consistency with management's responses to our inquiries, the basic financial statements, and other knowledge we obtained during our audit of the basic financial statements. We do not express an opinion or provide any assurance on the information because the limited procedures do not provide us with sufficient evidence to express an opinion or provide any assurance.

Other Information

Our audit was conducted for the purpose of forming opinions on the financial statements that collectively comprise the Commission's basic financial statements. The introductory section, supplemental data, and statistical section are presented for purposes of additional analysis and are not a required part of the basic financial statements.

The supplemental data is the responsibility of management and were derived from and relate directly to the underlying accounting and other records used to prepare the basic financial statements. Such information has been subjected to the auditing procedures applied in the audit of the basic financial statements and certain additional procedures, including comparing and reconciling such information directly to the underlying accounting and other records used to prepare the basic financial statements or to the basic financial statements themselves, and other additional procedures in accordance with auditing standards generally accepted in the United States of America. In our opinion, the supplemental data is fairly stated, in all material respects, in relation to the basic financial statements as a whole.

The introductory and statistical sections have not been subjected to the auditing procedures applied in the audit of the basic financial statements and, accordingly, we do not express an opinion or provide any assurance on them.

Naperville, Illinois
July 13, 2016

GENERAL PURPOSE EXTERNAL FINANCIAL STATEMENTS

OVERVIEW OF THE FINANCIAL STATEMENTS

This section of the DuPage Water Commission's annual financial report presents our discussion and analysis of the Commission's financial performance during the fiscal years ending April 30th of 2016, 2015, and 2014.

This discussion and analysis is intended to serve as an introduction to the Commission's basic financial statements. The Commission's basic financial statements are comprised of the following components: Statement of Net Position, Statement of Revenues, Expenses and Changes in Net Position, Statement of Cash Flows and Notes to the Financial Statements. This report also contains other supplementary information in addition to the basic financial statements themselves.

The Statement of Net Position presents information on all the Commission's assets, deferred outflows, liabilities and deferred inflows, with the difference between the four reported as net position. Over time, increases or decreases in net position may serve as a useful indicator of whether the financial position of the Commission is improving or deteriorating. The Statement of Revenues, Expenses and Changes in Net Position presents the information necessary to show how the Commission's net position changed during the fiscal years ending April 30, 2016 and 2015.

Both statements are presented using the accrual basis of accounting, which is similar to the accounting method used by most private-sector companies.

The Statement of Cash Flows provides information on the Commission's gross sources and uses of cash during the fiscal year.

The Notes to the Financial Statements generally provide more detailed information about the Commission's assets, deferred outflows, liabilities, deferred inflows, net position and operations, as well as summarize the Commission's significant accounting policies.

FINANCIAL OPERATIONS SUMMARY

Fiscal Year 2016

In fiscal year 2016, net position increased by \$44.8 million to \$494.1 million. Revenues of \$164.9 million were approximately 6.5% higher in fiscal year 2016 compared to the prior year. Expenses increased by approximately 7.6% to \$119.6 million compared to \$111.2 million in fiscal 2015. The Commission's revenues were above budgeted expectations primarily due to higher than anticipated sales tax collections and investment income. Water sales were basically equal to budgeted amounts. Total operating expenditures continued to be below budgeted amounts due to slightly lower than anticipated water purchases, additional energy cost savings, and sustained cost savings throughout the Commission. As of April 30, 2016, net investment in capital assets was \$347.8 million.

Fiscal Year 2015

**Preliminary and Tentative
For Discussion Purposes Only**

The Commission's net position rose by approximately \$43.6 million in fiscal year 2015. Revenues and contributions were \$154.8 million in fiscal 2015 compared to expenses totaling \$111.2 million. The Commission's revenues were higher than expected due to increased sales tax collections, greater than projected emergency water sales and higher than budgeted investment income. Expenditures were lower than budgeted primarily due to lower than expected water purchases, increased energy cost savings, and continued cost savings through improved efficiencies throughout the Commission.

FINANCIAL ANALYSIS

Changes in Net Position. The table on page MD&A 3 presents information on the Commission's assets, deferred outflows, liabilities, and deferred inflows, with the difference between the four reported as net position at April 30, 2016, 2015 and 2014. Net capital assets represent the total of assets capitalized less accumulated depreciation.

Fiscal Year 2016

Net capital assets decreased by \$3.4 million in fiscal year 2016 due to depreciation expense of \$8.1 million offset by investment in construction, equipment, and vehicles of \$4.7 million.

Net investment in capital assets increased \$8.0 million from the prior year. This is due to the \$11.4 million decrease in debt used to finance capital assets offset by the \$3.4 million decrease in capital assets mentioned above. In the fiscal year 2016, principal debt repayments related to capital assets of \$11.9 million were partially offset by net amortization of premium and loss on refunding costs of \$0.5 million.

Fiscal Year 2015

Net capital assets decreased by \$7.2 million in fiscal year 2015 due to depreciation expense of \$8.0 million offset by investment in new construction and equipment of \$0.8 million.

Significant debt repayments, partially offset by a net decrease in capital assets, contributed to an increase of \$13.4 million in net investment in capital assets from the prior year. Debt used to finance capital assets decreased by \$20.6 million, of which \$21.1 million was from principal debt repayments related to capital assets, partially offset by net amortization of premium and loss on refunding costs of \$0.5 million.

COMPARATIVE SUMMARY OF NET POSITION
April 30,

**Preliminary and Tentative
For Discussion Purposes Only**

	2016	2015	2014
Assets and Deferred Outflows of Resources			
Current:			
Cash and cash equivalents	\$ 29,820,942	\$ 19,428,913	\$ 18,825,424
Investments	107,006,719	80,361,000	51,074,297
Receivables	20,470,151	21,110,216	20,196,694
Other assets	580,304	545,631	514,364
Non-current:			
Long term loan receivable	441,393	490,437	539,481
Land and construction in process	12,670,288	12,464,421	12,051,670
Capital assets, net of depreciation	335,136,154	338,730,466	346,364,860
Total assets	506,125,951	473,131,084	449,566,790
Deferred outflows of resources:			
Pension items	1,221,840	-	-
Unamortized loss on refunding	-	529,908	1,019,055
Total deferred outflows of resources	1,221,840	529,908	1,019,055
Total assets and deferred outflow of resources	507,347,791	473,660,992	450,585,845
Liabilities and Deferred Inflows of Resources			
Current:			
Payables and accrued liabilities	9,206,800	9,077,001	8,183,231
Customer deposits	18,799	64,191	65,091
Bonds payable	-	11,056,250	14,094,250
Accrued interest	-	9,763	21,273
Capital lease payable	3,240	9,318	8,746
Unearned revenue	434,232	350,507	350,507
Non-current:			
Unearned revenue	3,039,623	2,804,054	3,154,561
Net pension liability	459,305	-	-
Other liabilities	66,118	54,264	52,362
Notes payable	-	-	7,000,000
Capital lease payable	-	3,240	12,559
Bonds payable	-	898,300	11,954,550
Total liabilities	13,228,117	24,326,888	44,897,130
Total deferred inflows of resources	-	-	-
Total liabilities and deferred inflows of resources	13,228,117	24,326,888	44,897,130
Net Position			
Net investment in capital assets	347,803,202	339,757,687	326,365,480
Unrestricted	146,316,472	109,576,417	79,323,235
NET POSITION	\$ 494,119,674	\$ 449,334,104	\$ 405,688,715

Revenues and Expenses. The table which follows presents a comparative summary of revenues, expenses and changes in net position for the years ended April 30th of 2016, 2015 and 2014. The most significant source of revenues for the Commission continues to be from water sales.

Fiscal Year 2016

In fiscal year 2016, water sales declined slightly to 25.81 billion gallons compared to 25.96 billion gallons in the prior fiscal year. The charter customer operations and maintenance average water rate increased from \$4.19 per thousand gallons to \$4.85 per thousand gallons for fiscal year 2016. Higher average water rates were the reason the Commission's water revenue increased by \$9.4 million or 8.0% compared to the prior year.

In January 2015, the operations and maintenance rate increased to \$4.68 per thousand gallons and the fixed cost equivalent was \$0.27 per thousand gallons for a total of \$4.95 per thousand gallons. On May 1, 2015, the total charter customer's water rate decreased from \$4.95 per thousand gallons to \$4.85 per thousand gallons, with operations and maintenance rate being \$4.85 per thousand gallons and the fixed cost equivalent reduced to \$0.00 per thousand gallons.

The Commission's sales tax revenues increased by \$0.5 million or 1.3%. Sales tax funds of \$11.1 million were used to reduce the customers' fixed cost payments for fiscal year 2016 by 100%. This was the first year the customer's fixed costs payments were reduced to zero since the Commission started using sales tax to reduce fixed costs in fiscal year 1998.

Investment income increased \$0.5 million in part from the prior year due to higher unrealized gains in market values in the fiscal year. In addition, the Commission's yield on investments improved slightly and investment balances increased during the fiscal year. In fiscal year 2016, the Commission met or exceeded all the targeted minimum balances for its reserve funds.

The highest expense in the Commission's operations remains water distribution costs. The City of Chicago increasing their water rate charged to their customers in January 2015 was the main driver of water distribution costs increasing by \$8.1 million (8.3%) in fiscal year 2016. Water purchases from the City of Chicago were down 0.6% compared to prior year purchases.

Fiscal Year 2015

Water sales for fiscal year 2015 were 25.96 billion gallons versus 27.84 billion gallons for fiscal year 2014. The charter customer operations and maintenance average water rate increased from an average of \$3.52 per thousand gallons to an average of \$4.19 per thousand gallons for fiscal year 2015 due to a rate increase of 17% in January 2015. Water revenue increased in fiscal year 2015 by \$10.8 million or 11.0% as a result of the higher rates, which were partially offset by a decline in water sales of 6.8%. There were no major new customers.

The Commission's sales tax revenues increased by \$1.8 million or 5.3%, similar to the growth rate in fiscal 2014. Sales tax revenues continued to show stable growth. Sales tax funds of \$7.1 million were used to reduce the customers' fixed cost payments for fiscal year 2015 by 50%. This practice started in fiscal year 1998 and has continued through fiscal year 2015.

Investment income increased by nearly \$0.7 million from fiscal year 2014 due to improved investment yield rates, unrealized gains related to market values and higher investment balances. The Commission added and was able to fully fund a Capital Reserve fund in fiscal 2015. In addition to meeting the Capital Reserve target, the Commission met all the targeted balances for its other reserve funds as well. However, the growth rate on the yield on investments is still being restricted by the low interest rate environment.

Preliminary and Tentative
For Discussion Purposes Only

Water distribution costs remain the highest expense in the Commission's operations. Water distribution costs increased \$6.4 million mainly due to the City of Chicago increasing their water rate charged to their customers partially offset by a decline of approximately 6.5% in water purchases in fiscal 2015.

COMPARATIVE SUMMARY OF REVENUES, EXPENSES AND CHANGES IN NET POSITION

For the Fiscal Years Ending April 30,

	<u>2016</u>	<u>2015</u>	<u>2014</u>
REVENUES			
Operating:			
Water sales - all categories	\$ 126,209,059	\$ 116,795,994	\$ 106,009,331
Other	44,654	71,314	55,933
Nonoperating:			
Sales tax	37,284,925	36,791,962	34,945,975
Investment income	1,399,369	863,779	123,042
Total Revenue	164,938,007	154,523,049	141,134,281
EXPENSES			
Operating:			
Water supply costs	105,243,073	97,146,590	90,772,120
Depreciation	8,094,468	8,009,501	7,952,088
Personal services	4,170,996	3,832,775	3,721,139
Other	1,521,340	1,530,383	1,497,303
Nonoperating:			
Interest and other charges	586,997	697,636	997,221
(Gain) Loss on disposal of capital assets	-	(5,475)	89
Total Expense	119,616,874	111,211,410	104,939,960
Net income (loss) before contributions	45,321,133	43,311,639	36,194,321
Contributions	-	333,750	31,860
Change in net position	45,321,133	43,645,389	36,226,181
Net position, May 1	449,334,104	405,688,715	369,462,534
Change in accounting principle	(535,563)	-	-
Net position, May 1, restated	448,798,541	-	-
Net position, April 30	<u>\$ 494,119,674</u>	<u>\$ 449,334,104</u>	<u>\$ 405,688,715</u>

CAPITAL ASSETS AND DEBT ADMINISTRATION

Preliminary and Tentative
For Discussion Purposes Only

Capital Assets. The Commission's capital assets before depreciation totaled \$506.0 million in fiscal year 2016.

COMPARATIVE SUMMARY OF CHANGES IN NET CAPITAL ASSETS

For Fiscal Years Ending April 30,

	2016	2015	2014
Land and permanent easements	\$ 11,728,902	\$ 11,728,902	\$ 11,728,902
Construction in progress	941,386	735,519	322,768
Water mains	267,862,429	272,410,156	276,957,883
Buildings and other structures	53,786,996	55,439,851	57,650,587
Pumping equipment	13,138,711	10,509,775	11,258,702
Office furniture and equipment	264,906	276,920	352,406
Vehicles and other equipment	83,112	93,764	145,282
TOTAL CAPITAL ASSETS, NET	\$ 347,806,442	\$ 351,194,887	\$ 358,416,530

Detailed information about the Commission's capital assets is presented in the Notes to the Financial Statements.

Debt Administration. The Commission completed repayment of the 2013 Revenue Bonds in April 2016. With the payment made in April 2016, the Commission no longer had any revenue bonds or certificates of debt outstanding. The Commission made no other material changes in structure or changed any ordinances in fiscal year 2016.

The Commission completed repayment of the \$40 million certificate of debt in October 2014. The Commission completed repayment of the \$30 million certificate of debt in June 2013.

Fiscal Year 2016

The required revenue bond principal and interest payments were made monthly and on time during fiscal year 2016. As of April 30, 2016, there was no remaining revenue bond principal outstanding due to the acceleration of the final payment originally due in May 2016 being paid in April 2016.

The principal value remaining on the capital lease for office equipment is set to expire in September 2016 was approximately \$3,240. In September 2011, the Commission entered into a capital lease obligation for office equipment which expires in five years. The value of the lease was approximately \$42,100. No additional capital lease obligations were entered into in fiscal 2016.

Fiscal Year 2015

On April 30, 2015, the 2013 Revenue Bond principal outstanding was \$12.0 million. All required revenue bond principal and interest payments were made monthly and on time during fiscal year 2015.

There were no Certificates of debt outstanding as of April 30, 2015, the remaining balance of \$7.0 million was paid on October 1, 2014, The Commission issued a \$30 million certificate of debt on December 2009, and a \$40 million certificate of debt was issued in May, 2010. Both were used to fund ongoing construction projects and purchase water from the City of Chicago.

No additional capital lease obligations were entered into in fiscal 2015. The principal value remaining on the capital lease for office equipment is set to expire in September 2016 was \$12,558.

Preliminary and Tentative
For Discussion Purposes Only

COMPARATIVE SUMMARY OF CHANGES IN OUTSTANDING DEBT
For Fiscal Years Ending April 30,

	2016	2015	2014
Certificates of debt	\$ -	\$ -	\$ 7,000,000
Water revenue bonds	-	11,954,550	26,048,800
Capital lease	3,240	12,558	21,305
TOTAL OUTSTANDING DEBT	\$ 3,240	\$ 11,967,108	\$ 33,070,105

Detailed information about the Commission’s debt is presented in the Notes to the Financial Statements.

INVESTMENT PORTFOLIO

Fiscal Year 2016

The Commission’s investment portfolio totaled \$130.6 million. At the end of the fiscal year, the overall portfolio was earning approximately 1.02%. The benchmarks adopted by the Commission are based on the nature of the accounts and expected duration of the investments. The indices range from the 3 month U.S. Treasury Bill index to the 1-10 year U.S. Treasury Bill index.

Commission funds were invested as follows at April 30, 2016: United States treasury obligations (34%), United States agency investments (28%), money market funds (13%), commercial paper (9%), certificates of deposits (6%), municipal bonds (5%), and asset/mortgage backed securities (5%).

Fiscal Year 2015

The Commission’s investment portfolio totaled \$94.9 million. At the end of the 2015 fiscal year, the portfolio was earning 0.81%. The benchmarks adopted by the Commission are based on the nature of the accounts and expected duration of the investments. The indices range from the 3 month U.S. Treasury Bill index to the 1-10 year U.S. Treasury Bill index.

Commission funds were invested as follows at April 30, 2015: United States treasury obligations (50%), United States agency investments (26%), money market funds (15%), municipal bonds (7%), commercial paper (1%) and asset/mortgage backed securities (1%).

OTHER FINANCIAL INFORMATION

The Commission joined with the County of DuPage and the municipalities within the county to solve a water quality issue involving unincorporated areas not presently receiving a Lake Michigan water supply. As a wholesale distributor of Lake Michigan water, the Commission is not able to directly address this issue. However, the Commission agreed to make long-term, low-interest loans available to customer municipalities, retailers of Lake Michigan water, to extend their systems to serve county areas having water quality issues. The full extent of this contamination was unknown. However, the Commission committed to providing loans totaling not more than \$10 million toward mitigating the problem.

In total the Commission issued three loans for approximately \$5.6 million to charter customers during 2003-2007. Two of the loans were to be repaid in 13 installments, commencing in 2011 and continuing through 2023. Both of these loans have been paid in full. The third loan is to be repaid in 13 installments, commencing in 2014 and continuing through 2026. As of April 30, 2016 only \$0.5 million remained outstanding from the customers.

Preliminary and Tentative
For Discussion Purposes Only

REQUEST FOR INFORMATION

This financial report is designed to provide a general overview of the DuPage Water Commission's finances. Questions concerning any of the information provided in this report or requests for additional financial information should be addressed to Financial Administrator, DuPage Water Commission, 600 E. Butterfield Road, Elmhurst, IL 60126-4642, (630) 834-0100. E-mail requests should be sent to admin@dpwc.org.

**DUPAGE WATER COMMISSION
ELMHURST, ILLINOIS**

**Preliminary and Tentative
For Discussion Purposes Only**

STATEMENTS OF NET POSITION

April 30, 2016 and 2015

	2016	2015
CURRENT ASSETS		
Cash and cash equivalents	\$ 29,820,942	\$ 19,428,913
Investments	107,006,719	80,361,000
Receivables		
Water sales	11,868,466	12,627,354
Accrued interest	306,685	187,862
Sales tax	8,295,000	8,295,000
Long-term loans receivable, current portion	49,044	49,044
Inventory	174,768	158,129
Prepaid expenses and deposits	356,492	338,458
	157,878,116	121,445,760
NONCURRENT ASSETS		
Long-term loans receivable	441,393	490,437
Capital assets		
Not being depreciated	12,670,288	12,464,421
Being depreciated	493,336,334	488,855,835
Less accumulated depreciation	(158,200,180)	(150,125,369)
	347,806,442	351,194,887
	348,247,835	351,685,324
	506,125,951	473,131,084
DEFERRED OUTFLOWS OF RESOURCES		
Pension items	1,221,840	-
Unamortized loss on refunding	-	529,908
	1,221,840	529,908
	507,347,791	473,660,992

(This statement is continued on the following page.)

**DUPAGE WATER COMMISSION
ELMHURST, ILLINOIS**

**Preliminary and Tentative
For Discussion Purposes Only**

STATEMENTS OF NET POSITION (Continued)

April 30, 2016 and 2015

	2016	2015
CURRENT LIABILITIES		
Unearned revenue	\$ 434,232	\$ 350,507
Contract retentions	-	5,958
Customer deposits	18,799	64,191
Accounts payable	8,188,920	8,089,037
Accrued liabilities	791,297	753,050
Compensated absences	226,583	228,956
Capital lease payable	3,240	9,318
Revenue refunding bonds payable	-	11,056,250
Accrued interest payable	-	9,763
	9,663,071	20,567,030
LONG-TERM LIABILITIES		
Unearned revenue	3,039,623	2,804,054
Net pension liability	459,305	-
Other postemployment benefits obligation	66,118	54,264
Capital lease payable	-	3,240
Revenue refunding bonds payable, net	-	898,300
	3,565,046	3,759,858
Total long-term liabilities	3,565,046	3,759,858
Total liabilities	13,228,117	24,326,888
DEFERRED INFLOWS OF RESOURCES		
None	-	-
Total deferred inflows of resources	-	-
Total liabilities and deferred inflows of resources	13,228,117	24,326,888
NET POSITION		
Net investment in capital assets	347,803,202	339,757,687
Unrestricted	146,316,472	109,576,417
TOTAL NET POSITION	\$ 494,119,674	\$ 449,334,104

See accompanying notes to financial statements.

**DUPAGE WATER COMMISSION
ELMHURST, ILLINOIS**

**Preliminary and Tentative
For Discussion Purposes Only**

STATEMENTS OF REVENUES, EXPENSES, AND
CHANGES IN NET POSITION

For the Years Ended April 30, 2016 and 2015

	2016	2015
OPERATING REVENUES		
Water sales		
Operations and maintenance costs	\$ 124,688,829	\$ 108,327,436
Fixed costs	-	7,143,137
Customer differential	1,520,230	1,325,421
Other income	44,654	71,314
	126,253,713	116,867,308
OPERATING EXPENSES		
Water supply costs	105,243,073	97,146,590
Personal services	4,170,996	3,832,775
Insurance	543,443	544,245
Professional and contractual services	534,311	554,877
Administrative costs	443,586	431,261
	110,935,409	102,509,748
OPERATING INCOME BEFORE DEPRECIATION	15,318,304	14,357,560
Depreciation	8,094,468	8,009,501
OPERATING INCOME	7,223,836	6,348,059
NON-OPERATING REVENUES (EXPENSES)		
Sales tax	37,284,925	36,791,962
Investment income	1,399,369	863,779
Interest and other charges	(586,997)	(697,636)
Gain (loss) on disposal of capital assets	-	5,475
	38,097,297	36,963,580
NET INCOME BEFORE CONTRIBUTIONS	45,321,133	43,311,639
Contributions	-	333,750
CHANGE IN NET POSITION	45,321,133	43,645,389
NET POSITION, MAY 1	449,334,104	405,688,715
Change in accounting principle	(535,563)	-
NET POSITION, MAY 1, RESTATED	448,798,541	405,688,715
NET POSITION, APRIL 30	\$ 494,119,674	\$ 449,334,104

See accompanying notes to financial statements.

**DUPAGE WATER COMMISSION
ELMHURST, ILLINOIS**

**Preliminary and Tentative
For Discussion Purposes Only**

STATEMENTS OF CASH FLOWS

For the Years Ended April 30, 2016 and 2015

	2016	2015
CASH FLOWS FROM OPERATING ACTIVITIES		
Cash received from customers	\$ 127,241,850	\$ 115,938,223
Cash payments to suppliers	(109,331,532)	(98,851,798)
Cash payments to employees	(2,789,038)	(2,744,501)
Other cash receipts	44,654	71,314
	15,165,934	14,413,238
CASH FLOWS FROM NONCAPITAL FINANCING ACTIVITIES		
Cash received from sales taxes	37,284,925	36,396,962
Cash received from water quality loans	49,044	49,044
	37,333,969	36,446,006
CASH FLOWS FROM CAPITAL AND RELATED FINANCING ACTIVITIES		
Interest paid on revenue bonds	(66,322)	(192,024)
Interest paid on notes payable	-	(26,860)
Interest paid on capital lease payable	(530)	(1,115)
Principal paid on revenue refunding bonds	(11,954,550)	(14,094,250)
Principal paid on notes payable	-	(7,000,000)
Principal paid on capital lease payable	(9,318)	(8,747)
Construction and purchases of capital assets	(4,711,981)	(448,633)
	(16,742,701)	(21,771,629)
CASH FLOWS FROM INVESTING ACTIVITIES		
Interest on investments	958,065	587,558
Proceeds from sale of investments	85,342,808	60,171,277
Purchase of investments	(111,666,046)	(89,242,961)
	(25,365,173)	(28,484,126)
NET INCREASE IN CASH AND CASH EQUIVALENTS	10,392,029	603,489
CASH AND CASH EQUIVALENTS, MAY 1	19,428,913	18,825,424
CASH AND CASH EQUIVALENTS, APRIL 30	\$ 29,820,942	\$ 19,428,913

(This statement is continued on the following page.)

**DUPAGE WATER COMMISSION
ELMHURST, ILLINOIS**

**Preliminary and Tentative
For Discussion Purposes Only**

STATEMENTS OF CASH FLOWS (Continued)

For the Years Ended April 30, 2016 and 2015

	2016	2015
RECONCILIATION OF OPERATING INCOME TO NET CASH FLOWS FROM OPERATING ACTIVITIES		
Operating income	\$ 7,223,836	\$ 6,348,059
Adjustments to reconcile operating income to net cash from operating activities		
Depreciation	8,094,468	8,009,501
Changes in assets and liabilities		
Decrease (increase) in water sales receivable	758,888	(506,364)
Decrease (increase) in inventory	(16,639)	8,951
Decrease (increase) in prepaid expenses and deposits	(18,034)	8,826
Increase (decrease) in unearned revenue	319,294	(350,507)
Increase in accounts payable	99,883	761,268
Increase in accrued liabilities and compensated absences	35,874	132,502
Increase in other postemployment benefits obligation	11,854	1,902
Decrease in net pension asset/liability	(76,258)	-
Decrease in deferred pension items	(1,221,840)	-
Decrease in customer deposits	(45,392)	(900)
NET CASH FROM OPERATING ACTIVITIES	\$ 15,165,934	\$ 14,413,238
NONCASH CAPITAL AND RELATED FINANCING ACTIVITIES		
Contributions	\$ -	\$ 333,750
NONCASH INVESTING ACTIVITIES		
Unrealized gain (loss) on investments	\$ 537,500	\$ 215,019

See accompanying notes to financial statements.

**DUPAGE WATER COMMISSION
ELMHURST, ILLINOIS**

NOTES TO FINANCIAL STATEMENTS

April 30, 2016 and 2015

1. SUMMARY OF SIGNIFICANT ACCOUNTING POLICIES

The DuPage Water Commission (the Commission) is a county water commission, body politic and corporate, political subdivision and unit of local government, in DuPage County, Illinois, existing and operating under the Water Commission Act of 1985 (70 ILCS 3720), effective July 30, 1985, as amended (the 1985 Commission Act). The Commission declared the official start of operations on May 1, 1992.

The Board of Commissioners consists of 13 members. Seven of the Board members are appointed by the DuPage County Board Chairman with the advice and consent of the County Board. One of these appointees is designated as Chairman of the Commission and must be approved by the Board of Commissioners. The other six Board members are appointed by vote of the mayors of municipalities within the DuPage County districts.

The purpose and objectives of the Commission are:

- a. To provide water to municipalities and other customers within DuPage County.
- b. To plan, construct, acquire, develop, operate, maintain, and/or contract for facilities for receiving, storing, and transmitting water from Lake Michigan for the principal use and mutual benefit of the municipalities and other customers.
- c. To provide adequate supplies of such water on an economical and efficient basis for the municipalities and other customers.
- d. To provide a forum for discussion, study development, and implementation of recommendations of mutual interest regarding water distribution and supply facilities within DuPage County.

The primary authority to designate management, influence operations, formulate budgets, and set water rates rests with the Board of Commissioners. Significant matters that require Board action include setting water rates, borrowing funds, amending the Chicago Water Supply Contract or Commission by-laws, and employing the general manager, treasurer, financial administrator, and professional contractors. These significant matters must carry a majority vote of all commissioners, which majority must contain at least one-third of the DuPage County appointed Board members and 40% of the municipality appointed Board members.

1. SUMMARY OF SIGNIFICANT ACCOUNTING POLICIES (Continued)

The financial statements of the Commission have been prepared in conformity with accounting principles generally accepted in the United States of America, as applied to government units (hereinafter referred to as generally accepted accounting principles (GAAP)). The Governmental Accounting Standards Board (GASB) is the accepted standard-setting body for establishing governmental accounting and financial reporting principles. The more significant of the Commission's accounting policies are described below.

a. Reporting Entity

The Commission is considered to be a primary government pursuant to GASB Statement No. 14 since it is legally separate and fiscally independent. These financial statements include all functions, programs, and activities under the control of the Board of Commissioners.

b. Basis of Accounting

The accounting and financial reporting treatment applied to a fund is determined by its measurement focus. All proprietary funds are accounted for on a flow of economic resources measurement focus. With this measurement focus, all assets and all liabilities associated with the operation of these funds are included on the statement of net position. Proprietary fund operating statements present increases (e.g., revenues) and decreases (e.g., expenses) in total net position.

The accrual basis of accounting is utilized by proprietary funds. Under this method, revenues are recorded when earned and expenses are recorded at the time liabilities are incurred. Operating revenues/expenses include all revenues/expenses directly related to providing enterprise fund services. Non-operating revenues/expenses are incidental to the operation of the fund.

c. Fund Accounting

Enterprise Funds

Enterprise Funds are used to account for operations (a) that are financed and operated in a manner similar to private business enterprises - where the intent of the Commission is that the costs (expenses, including depreciation) of providing goods or services to the general public on a continuing basis be financed or recovered primarily through user charges; or (b) where the Commission has decided that periodic determination of revenues earned, expenses incurred, and net income or loss is appropriate for capital maintenance, public policy, management control, accountability, or other purposes.

1. SUMMARY OF SIGNIFICANT ACCOUNTING POLICIES (Continued)

d. Cash and Cash Equivalents

For purposes of the statement of cash flows, the Commission's proprietary funds consider all certificates of deposit and all highly liquid investments with an original maturity of three months or less when purchased to be cash equivalents.

e. Investments

Investments with a maturity of one year or less when purchased are stated at cost or amortized cost. Investments and negotiable certificates of deposits with a maturity date greater than one year from the date of purchase are recorded at fair value.

f. Accounts Receivable

Customer receivables are recorded as receivables and revenues at their original invoice amount. Management has determined no allowance for uncollectible accounts necessary as of April 30, 2016 and 2015. A receivable is considered to be past due if any portion of the receivable balance is outstanding for more than 40 days.

g. Prepaid Expenses

Payments made to vendors for services that will benefit periods beyond the date of this report, if any, are recorded as prepaid expenses.

h. Inventory

Inventories are accounted for at cost, using the first-in/first-out (FIFO) method.

i. Capital Assets - Property, Plant, and Equipment

Property, plant, and equipment are recorded at cost. If actual cost cannot be determined, estimated historical cost is used; donated capital assets are valued at their estimated fair market value on the date donated. Capital assets are defined by the Commission as assets with an initial, individual cost of more than \$5,000 and an estimated useful life in excess of one year. Depreciation of property, plant, and equipment has been provided for over the estimated useful lives using the straight-line method. Estimated useful lives are as follows:

	<u>Years</u>
Water mains	80
Buildings and other structures	40
Pumping equipment	30
Office furniture and equipment	3-10
Vehicles and other equipment	5-25

1. SUMMARY OF SIGNIFICANT ACCOUNTING POLICIES (Continued)

i. Capital Assets - Property, Plant, and Equipment (Continued)

Maintenance and repairs are charged to expense in the year incurred. Expenses that extend the useful life or increase productivity of property, plant, and equipment are capitalized. Interest incurred during the construction phase of capital assets is included as part of the capitalized value of the assets constructed.

j. Bond Discounts, Bond Premiums, and Losses on Refundings

Bond discounts, bond premiums, and losses on refundings are deferred and amortized over the term of the bonds using the bonds outstanding method, which approximates the effective interest method. Bond discounts and losses on refundings are presented as a reduction of the face amount of bonds payable; bond premiums are presented as an addition to the face amount of bonds payable. Bond issuance costs are expensed in the period incurred.

k. Compensated Absences

Employees earn vacation based on their anniversary date with the Commission. Earned vacation may be accumulated and is payable to the employee upon termination of employment and, therefore, is accrued through April 30. Accumulated sick leave is not reimbursable upon termination of employment and, therefore, is not accrued.

l. Unearned Revenue

Payments from member communities due in subsequent years and received in the current year are reported as unearned revenue.

m. Net Position

Restricted net position represent amounts required to be segregated by bond ordinance provisions. None of the net position is restricted as a result of enabling legislation adopted by the Commission. If restricted or unrestricted funds are available for spending, the restricted funds are spent first. Net investment in capital assets represents the net book value of capital assets less long-term debt principal outstanding issued to construct or acquire capital assets.

1. SUMMARY OF SIGNIFICANT ACCOUNTING POLICIES (Continued)

n. Deferred Outflows/Inflows of Resources

In addition to assets, the statement of net position will sometimes report a separate section for deferred outflows of resources. This separate financial statement element, deferred outflows of resources, represents a consumption of net assets that applies to a future period(s) and so will not be recognized as an outflow of resources (expense) until then. In addition to liabilities, the statement of financial position will sometimes report a separate section for deferred inflows of resources. This separate financial statement element, deferred inflows of resources, represents an acquisition of net assets that applies to a future period(s) and so will not be recognized as an inflow of resources (revenue) until that time. The Commission does not have any deferred inflows of resources that meet this criteria.

o. Accounting Estimates

The preparation of financial statements in conformity with generally accepted accounting principles requires management to make estimates and assumptions that affect the reported amounts of assets and liabilities and disclosure of contingent assets and liabilities at the date of the financial statements and the reported amounts of revenues and expenses during the reporting period. Actual results could differ from those estimates.

2. DEPOSITS AND INVESTMENTS

The Commission's investment policy limits investments of the Commission's funds to the following: (a) direct or fully guaranteed obligations of the United States Government; (b) fully guaranteed obligations of certain U.S. federally chartered agencies; (c) interest-bearing demand or time deposits in banks and savings and loan associations; (d) short-term obligations of U.S. corporations with assets exceeding \$500,000,000 and with a rating of A1/P1; (e) money market mutual funds whose portfolio consists solely of United States Government obligations; (f) the Illinois Funds Investment Pool of the State of Illinois; (g) state and local obligations rated A-/A3; and (h) repurchase agreements.

It is the policy of the Commission to invest its funds in a manner which will provide the highest investment return with the maximum security while meeting the daily cash flow demands of the Commission and conforming to all state and local statutes governing the investment of public funds, using the "prudent person" standard for managing the overall portfolio. The primary objectives of the policy are, in order of priority, safety, liquidity, and rate of return.

2. DEPOSITS AND INVESTMENTS (Continued)

a. Deposits with Financial Institutions

Custodial credit risk for deposits with financial institutions is the risk that in the event of bank failure, the Commission's deposits may not be returned to it. The Commission's investment policy allows for the pledging of collateral for all bank balances in excess of federal depository insurance, with collateral held by a third party under a trust agreement or safekeeping agreement. The bank balance of cash and certificates of deposit was fully insured or collateralized at April 30, 2016 and 2015.

b. Investments

The following table presents the investments and maturities of the Commission's debt securities as of April 30, 2016 and 2015:

Investment Type	2016				
	Investment Maturities (in Years)				
	Fair Value	Less than 1	1-5	6-10	Greater than 10
U.S. Treasury notes	\$ 44,738,881	\$ 3,940,025	\$ 38,201,550	\$ 2,597,306	\$ -
U.S. agency	36,477,011	2,195,559	34,071,858	209,594	-
Commercial paper	12,081,573	12,081,573	-	-	-
Municipal bond	7,145,591	1,727,466	5,418,125	-	-
Asset backed/mortgage backed securities	6,563,663	-	4,311,686	22,975	2,229,002
TOTAL	\$ 107,006,719	\$ 19,944,623	\$ 82,003,219	\$ 2,829,875	\$ 2,229,002

Investment Type	2015				
	Investment Maturities (in Years)				
	Fair Value	Less than 1	1-5	6-10	Greater than 10
U.S. Treasury notes	\$ 47,723,168	\$ 207,738	\$ 45,520,653	\$ 1,994,777	\$ -
U.S. agency	24,328,605	615,643	23,712,962	-	-
Municipal bond	6,349,125	1,182,457	5,116,005	50,663	-
Commercial paper	1,199,581	1,199,581	-	-	-
Asset backed/mortgage backed securities	760,521	-	735,294	25,227	-
TOTAL	\$ 80,361,000	\$ 3,205,419	\$ 75,084,914	\$ 2,070,667	\$ -

2. DEPOSITS AND INVESTMENTS (Continued)

b. Investments (Continued)

Interest rate risk is the risk that changes in interest rates will adversely affect the fair value of an investment. In accordance with its investment policy, the Commission limits its exposure to interest rate risk by structuring the portfolio to provide liquidity for short and long-term cash flow needs while providing a reasonable rate of return based on the current market. Investments cannot have a maturity greater than five years except commercial paper which is limited to 270 days and investments within the Long-Term Water Capital Reserve, which may have a maximum maturity of 10 years provided that such investments have a maximum five-year weighted average maturity. For U.S. Government Agency Mortgage Backed Securities (MBS), the five year maturity limit will be the weighted average life (WAL) calculation, rather than final maturity.

Credit risk is the risk that the issuer of a debt security will not pay its par value upon maturity. The Commission limits its exposure to credit risk by primarily investing in U.S. Government obligations and external investment pools. The money market fund and Illinois Funds are AAA rated. The commercial paper is rated A1 and the municipal bonds are rated A to AAA or are not rated.

Custodial credit risk for investments is the risk that, in the event of the failure of the counterparty to the investment, the Commission will not be able to recover the value of its investments that are in possession of an outside party. To limit its exposure, the Commission's investment policy requires all security transactions that are exposed to custodial credit risk to be processed on a delivery versus payment (DVP) basis with the underlying investments held by an independent third-party custodian in the Commission's name and evidenced by safekeeping receipts. Money market funds are not subject to custodial credit risk.

Concentration of credit risk is the risk of loss due to a high percentage of the Commission's investments being invested with any one issuer. The Commission's investment policy places no limit on the amount the Commission may invest in any one issuer, except for commercial paper and obligations classified as supranational securities, which are limited to 5% of the total portfolio.

3. LOANS RECEIVABLE

On April 25, 2002, the Commission approved a motion for a proposed agreement to make long-term, low-interest loans available to Charter Customer municipalities for the purpose of providing financing under certain circumstances to future customers who presently live in areas of DuPage County not presently served by the Commission. Three intergovernmental agreements with Charter Customers were made during 2003-2007. Two of the loans were to be repaid in 13 installments, commencing in 2011 and continuing through 2023. Both of these loans have been paid in full. The third loan is to be repaid in 13 installments, commencing in 2014 and continuing through 2026. Interest at a rate of 2% per annum shall be paid annually until the principal balance of the loan has been paid in full. As of April 30, 2016 and 2015, loans totaling \$490,437 and \$539,481 were due from the customers, respectively.

Payments due from Charter Customers are as follows:

Fiscal Year Ending April 30,	2016	
	Principal	Interest
2017	\$ 49,044	\$ 9,809
2018	49,044	8,828
2019	49,044	7,847
2020	49,044	6,866
2021	49,044	5,885
2022-2026	245,217	14,713
TOTAL	\$ 490,437	\$ 53,948

Fiscal Year Ending April 30,	2015	
	Principal	Interest
2016	\$ 49,044	\$ 10,790
2017	49,044	9,809
2018	49,044	8,828
2019	49,044	7,847
2020	49,044	6,866
2021-2025	245,217	19,617
2026	49,044	981
TOTAL	\$ 539,481	\$ 64,738

DUPAGE WATER COMMISSION
ELMHURST, ILLINOIS
NOTES TO FINANCIAL STATEMENTS (Continued)

Preliminary and Tentative
For Discussion Purposes Only

4. CAPITAL ASSETS

Capital asset activity for years ended April 30, 2016 and 2015 is as follows:

	2016			Balances April 30
	Balances May 1	Additions	Retirements	
Capital assets not being depreciated				
Land and permanent easements	\$ 11,728,902	\$ -	\$ -	\$ 11,728,902
Construction in progress	735,519	4,642,847	4,436,980	941,386
Total capital assets not being depreciated	12,464,421	4,642,847	4,436,980	12,670,288
Capital assets being depreciated				
Water mains	364,135,069	-	-	364,135,069
Buildings and other structures	102,870,270	944,098	-	103,814,368
Pumping equipment	16,614,240	3,445,145	-	20,059,385
Office furniture and equipment	4,606,220	71,501	19,657	4,658,064
Vehicles and other equipment	630,036	39,412	-	669,448
Total capital assets being depreciated	488,855,835	4,500,156	19,657	493,336,334
Less accumulated depreciation				
Water mains	91,724,913	4,547,727	-	96,272,640
Buildings and other structures	47,430,419	2,596,953	-	50,027,372
Pumping equipment	6,104,465	816,209	-	6,920,674
Office furniture and equipment	4,329,300	83,515	19,657	4,393,158
Vehicles and other equipment	536,272	50,064	-	586,336
Total accumulated depreciation	150,125,369	8,094,468	19,657	158,200,180
Total capital assets being depreciated, net	338,730,466	(3,594,312)	-	335,136,154
CAPITAL ASSETS, NET	\$ 351,194,887	\$ 1,048,535	\$ 4,436,980	\$ 347,806,442

4. CAPITAL ASSETS (Continued)

	2015			Balances April 30
	Balances May 1	Additions	Retirements	
Capital assets not being depreciated				
Land and permanent easements	\$ 11,728,902	\$ -	\$ -	\$ 11,728,902
Construction in progress	322,768	455,008	42,257	735,519
Total capital assets not being depreciated	12,051,670	455,008	42,257	12,464,421
Capital assets being depreciated				
Water mains	364,135,069	-	-	364,135,069
Buildings and other structures	102,504,660	365,610	-	102,870,270
Pumping equipment	16,614,240	-	-	16,614,240
Office furniture and equipment	4,596,723	9,497	-	4,606,220
Vehicles and other equipment	668,217	-	38,181	630,036
Total capital assets being depreciated	488,518,909	375,107	38,181	488,855,835
Less accumulated depreciation				
Water mains	87,177,186	4,547,727	-	91,724,913
Buildings and other structures	44,854,073	2,576,346	-	47,430,419
Pumping equipment	5,355,538	748,927	-	6,104,465
Office furniture and equipment	4,244,317	84,983	-	4,329,300
Vehicles and other equipment	522,935	51,518	38,181	536,272
Total accumulated depreciation	142,154,049	8,009,501	38,181	150,125,369
Total capital assets being depreciated, net	346,364,860	(7,634,394)	-	338,730,466
CAPITAL ASSETS, NET	\$ 358,416,530	\$ (7,179,386)	\$ 42,257	\$ 351,194,887

5. WATER CONTRACT WITH THE CITY OF CHICAGO

The Commission has entered into a 40-year contract (from March 19, 1984) with the City of Chicago, Illinois (the Chicago Contract), under which the City of Chicago (the City) has agreed to supply all of the Commission's water requirements, up to 1.7 times the year's annual average day amount, with water of such quality as will meet or exceed applicable standards of the state and federal governments. The Chicago Contract provides that the cost of water to the Commission is furnished by the City through meters.

The Commission is obligated to purchase a minimum amount of water; such minimum is 50% of the aggregate Illinois Department of Natural Resources allocations. In fiscal 2016 and 2015, the Commission purchased 26.6 and 26.7 billion gallons of water, respectively from the City, which equaled 72.9% and 74.0%, respectively, of the aggregate Illinois Department of Natural Resources allocations.

6. RISK MANAGEMENT

The Commission is exposed to various risks of loss related to torts; theft of, damage to, and destruction of assets; errors and omissions; natural disasters; injuries to and illnesses of the Commission’s employees. These risks, along with medical claims for employees and retirees, are provided for through insurance purchased from private insurance companies.

There have been no reductions in the Commission’s insurance coverage for any of its programs since the prior fiscal year. Settlements have not exceeded insurance coverage during the current year or prior three fiscal years.

7. LONG-TERM DEBT

a. Changes in Long-Term Obligations

A schedule of changes in long-term obligations payable is as follows:

	2016				
	Balances May 1	Issuances	Retirements	Balances April 30	Due Within One Year
Other postemployment benefits obligation	\$ 54,264	\$ 11,854	\$ -	\$ 66,118	\$ -
Capital lease	12,558	-	9,318	3,240	3,240
Revenue refunding bonds	11,954,550	-	11,954,550	-	-
TOTAL	\$ 12,021,372	\$ 11,854	\$ 11,963,868	\$ 69,358	\$ 3,240
	2015				
	Balances May 1	Issuances	Retirements	Balances April 30	Due Within One Year
Other postemployment benefits obligation	\$ 52,362	\$ 1,902	\$ -	\$ 54,264	\$ -
Notes payable	7,000,000	-	7,000,000	-	-
Capital lease	21,305	-	8,747	12,558	9,318
Revenue refunding bonds	26,048,800	-	14,094,250	11,954,550	11,056,250
TOTAL	\$ 33,122,467	\$ 1,902	\$ 21,102,997	\$ 12,021,372	\$ 11,065,568

7. LONG-TERM DEBT (Continued)

b. Notes Payable

On December 21, 2009, the Commission issued \$30,000,000 Debt Certificates, Series 2009 to provide for the acquisition of water and for improvements and extensions to the existing facilities of the Commission. On June 21, 2013, the 2009 Debt Certificates were redeemed and prepaid in full. Principal was due in one installment on December 21, 2015; with a variable rate of interest that is determined and reset annually (1.5% as of April 30, 2013).

On May 17, 2010, the Commission issued \$40,000,000 Debt Certificates, Series 2010 to provide for the acquisition of water and for improvements and extensions to the existing facilities of the Commission. On October 1, 2014 the 2010 Debt Certificates were redeemed and prepaid in full. The remaining principal was due in one installment on May 1, 2016.

c. Revenue Bonds

In February 2013, the Commission issued \$42,430,050 Revenue Refunding Bonds Series 2013. Principal is due in monthly installments of \$898,250 to \$3,580,000, interest at 0.98% through maturity at May 15, 2016. However in April 2016, the final payment was accelerated and the Series 2013 bonds were redeemed and paid in full. The Series 2013 revenue bonds were issued to refund \$50,375,000 of outstanding Revenue Bond, Series 2003 (call date May 1, 2013) with an average interest rate of 3.98%. As such, the Series 2003 were retired and the liability for the debt has been removed from the Commission's books. As a result of the refunding, the Commission achieved cash flow savings of \$3,181,221 and an economic gain of \$3,181,241.

As of April 30, 2016 and 2015, \$0 and \$11,954,550, respectively, of principal remained outstanding on the Series 2013 bonds. In addition, the bonds are subject to certain terms and conditions contained in the Master Revenue Bond Ordinance (the Ordinance), which was approved in December 2012 by the Board and adopted when the Commission refinanced the Revenue Bonds, Series 2003, and issued the Revenue Bonds, Series 2013, in February 2013. Substantially all revenues generated from the Commission's operations are pledged to retire these bonds.

d. Revenue Bond Ordinance

On December 18, 2012, the Commission adopted the Ordinance authorizing the issuance of Water Revenue Bonds, Series 2013, for the purpose of replacing the 1987 Ordinance and refunding the Water Revenue Bonds, Series 2003.

7. LONG-TERM DEBT (Continued)

d. Revenue Bond Ordinance (Continued)

The Ordinance required the establishment various accounts within the Water Fund designated as Operation and Maintenance Account, Interest Account, Principal Account, Bank Obligation Account, and General Account.

Revenues held or collected from owners and operation of the system are deposited in the Water Fund. Monies deposited in the Water Fund are required to be transferred to the extent available within the following accounts of the Water Fund in the indicated order:

Operation and Maintenance Account - There shall be credited to the Operation and Maintenance Account an amount sufficient to pay operation and maintenance costs which shall not cause the balance in such account at any time to be greater than the Operation and Maintenance Maximum Amount.

Interest Account - There shall next be credited to the Interest Account and paid immediately to the purchaser the then current interest due on the bonds plus, at the Commission's option, the interest due for the next following month. All moneys to the credit of said account shall be used solely to pay interest on outstanding bonds.

Principal Account - There shall next be credited to the Principal Account at the Commission's option, all or a portion of the principal due for the next following fiscal year. All moneys to the credit of the Principal Account shall be used solely to pay principal on outstanding bonds.

Bank Obligations Account - There shall next be credited to the Bank Obligations Account and paid immediately to the purchaser any amounts due on bank obligations. All moneys to the credit of said account shall be used solely to pay amounts due on bank obligations.

General Account - All moneys remaining in the Water Fund after crediting the required amounts to the respective accounts hereinabove provided for and after making up any deficiency in any of said accounts, including for past due amounts that remain unpaid, shall be credited to the General Account.

All the accounts are held by the Commission.

7. LONG-TERM DEBT (Continued)

e. Capital Lease

In September 2011, the Commission entered into a capital lease obligation for office equipment which expires in five years. Future minimum lease payments under capital leases for the next year in total are as follows:

<u>Fiscal Year</u> <u>Ending April 30</u>	<u>Principal</u>
2017	\$ 3,283
Total Minimum Future Lease Payments	3,283
Less Interest	<u>43</u>
PRESENT VALUE OF MINIMUM FUTURE LEASE PAYMENTS	<u>\$ 3,240</u>

8. CONTINGENCIES

Contingent Liabilities

The Commission has certain other contingent liabilities resulting from litigation, claims, and commitments incident to the ordinary course of business. It is expected that final resolution of such contingencies will not materially affect the financial position or changes in financial position of the Commission.

9. MAJOR CUSTOMER

During fiscal year 2016 and 2015, approximately 5.2 and 5.1 billion gallons, or 20.07% and 19.68%, respectively, of water sales revenue in the Water Fund were realized from the City of Naperville, the Commission's largest customer.

10. DEFINED BENEFIT PENSION PLAN

Illinois Municipal Retirement Fund

Plan Description

The Commission's defined benefit pension plan for regular employees provides retirement and disability benefits, post retirement increases, and death benefits to plan members and beneficiaries. The Commission's plan is affiliated with the Illinois Municipal Retirement Fund (IMRF), an agent multiple-employer plan. Benefit provisions are established by statute and may only be changed by the General Assembly of the State of Illinois. IMRF issues a publicly available financial report that includes financial statements and supplementary information. That report may be obtained online at www.imrf.org.

10. DEFINED BENEFIT PENSION PLAN

Illinois Municipal Retirement Fund

Plan Administration

All employees hired in positions that meet or exceed the prescribed annual hourly standard must be enrolled in IMRF as participating members.

The plan is accounted for on the economic resources measurement focus and the accrual basis of accounting. Employer and employee contributions are recognized when earned in the year that the contributions are required. Benefits and refunds are recognized as an expense and liability when due and payable.

Plan Membership

At December 31, 2015, IMRF membership consisted of:

Inactive employees or their beneficiaries	
currently receiving benefits	8
Inactive employees entitled to but not yet receiving benefits	5
Active employees	<u>32</u>
 TOTAL	 <u><u>45</u></u>

Benefits Provided

IMRF provides two tiers of pension benefits. Employees hired prior to January 1, 2011, are eligible for Tier 1 benefits. For Tier 1 employees, pension benefits vest after eight years of service. Participating members who retire at age 55 (reduced benefits) or after age 60 (full benefits) with eight years of credited service are entitled to an annual retirement benefit, payable monthly for life, in an amount equal to 1 2/3% of their final rate of earnings, for each year of credited service up to 15 years, and 2% for each year thereafter.

Employees hired on or after January 1, 2011, are eligible for Tier 2 benefits. For Tier 2 employees, pension benefits vest after ten years of service. Participating members who retire at age 62 (reduced benefits) or after age 67 (full benefits) with ten years of credited service are entitled to an annual retirement benefit, payable monthly for life, in an amount equal to 1 2/3% of their final rate of earnings, for each year of credited service up to 15 years, and 2% for each year thereafter.

IMRF also provides death and disability benefits. These benefit provisions and all other requirements are established by state statute.

10. DEFINED BENEFIT PENSION PLAN (Continued)

Illinois Municipal Retirement Fund (Continued)

Contributions

As set by statute, the Commission's regular plan members are required to contribute 4.50% of their annual covered salary. The statute requires the Commission to contribute the amount necessary, in addition to member contributions, to finance the retirement coverage of its own employees. The Commission's annual required contribution rate for calendar year 2015 was 10.72%. The Commission also contributes for disability benefits, death benefits and supplemental retirement benefits, all of which are pooled at the IMRF level. Contribution rates for disability and death benefits are set by the IMRF Board of Trustees, while the supplemental retirement benefits rate is set by statute.

Actuarial Assumptions

The Commission's net pension liability was measured as of December 31, 2015 and the total pension liability used to calculate the net pension liability was determined by an actuarial valuation performed as of the same date using the following actuarial methods and assumptions.

Actuarial valuation date	December 31, 2015
Actuarial cost method	Entry-age normal
Assumptions	
Inflation	2.75%
Salary increases	3.75% to 14.50%
Interest rate	7.50%
Cost of living adjustments	3.00%
Asset valuation method	Market value

10. DEFINED BENEFIT PENSION PLAN (Continued)

Illinois Municipal Retirement Fund (Continued)

Actuarial Assumptions (Continued)

For nondisabled retirees, an IMRF specific mortality table was used with fully generational projection scale MP-2014 (base year 2014). IMRF specific rates were developed from the RP-2014 Blue Collar Health Annuitant Mortality Table with adjustments to match current IMRF experience. For disabled retirees, an IMRF specific mortality table was used with fully generational projection scale MP-2014 (base year 2014). IMRF specific rates were developed from the RP-2014 Disabled Retirees Mortality Table applying the same adjustment that were applied for nondisabled lives. For active members, an IMRF specific mortality table was used with fully generational projection scale MP-2014 (base year 2014). IMRF specific rates were developed from the RP-2014 Employee Mortality Table with adjustments to match current IMRF experience.

Discount Rate

The discount rate used to measure the total pension liability was 7.5%. The projection of cash flows used to determine the discount rate assumed that member contributions will be made at the current contribution rate and that the Commission contributions will be made at rates equal to the difference between actuarially determined contribution rates and the member rate. Based on those assumptions, the IMRF's fiduciary net position was projected to be available to make all projected future benefit payments of current plan members. Therefore, the long-term expected rate of return on pension plan investments was applied to all periods of projected benefit payments to determine the total pension liability.

10. DEFINED BENEFIT PENSION PLAN (Continued)

Illinois Municipal Retirement Fund (Continued)

Changes in the Net Pension Liability (Asset)

	(a) Total Pension Liability	(b) Plan Fiduciary Net Position	(a) - (b) Net Pension Liability (Asset)
BALANCES AT JANUARY 1, 2015	\$ 12,894,406	\$ 12,257,295	\$ 637,111
Changes for the period			
Service cost	289,658	-	289,658
Interest	963,114	-	963,114
Difference between expected and actual experience	146,673	-	146,673
Changes in assumptions		-	
Employer contributions	-	1,594,623	(1,594,623)
Employee contributions	-	122,417	(122,417)
Net investment income	-	64,591	(64,591)
Benefit payments and refunds	(395,421)	(395,421)	-
Administrative expense	-		
Other (net transfer)	-	(204,380)	204,380
Net changes	1,004,024	1,181,830	(177,806)
BALANCES AT DECEMBER 31, 2015	\$ 13,898,430	\$ 13,439,125	\$ 459,305

Changes in assumptions related to retirement age and mortality were made since the prior measurement date.

10. DEFINED BENEFIT PENSION PLAN (Continued)

Illinois Municipal Retirement Fund (Continued)

Pension Expense and Deferred Outflows of Resources and Deferred Inflows of Resources

For the year ended April 30, 2016, the Commission recognized pension expense of \$570,591. At April 30, 2016, the Commission reported deferred outflows of resources and deferred inflows of resources related to IMRF from the following sources:

	Deferred Outflows of Resources	Deferred Inflows of Resources
Difference between expected and actual experience	\$ 128,846	\$ -
Changes in assumption	-	-
Commission contributions subsequent to the measurement date	375,712	-
Net difference between projected and actual earnings on pension plan investments	717,282	-
TOTAL	\$ 1,221,840	\$ -

Amounts reported as deferred outflows of resources and deferred inflows of resources related to IMRF will be recognized in pension expense as follows:

<u>Period Ending</u> <u>April 30,</u>	
2017	\$ 572,860
2018	197,148
2019	197,148
2020	197,146
2021	17,827
Thereafter	39,711
TOTAL	\$ 1,221,840

10. DEFINED BENEFIT PENSION PLAN (Continued)

Illinois Municipal Retirement Fund (Continued)

Discount Rate Sensitivity

The following is a sensitivity analysis of the net pension liability (asset) to changes in the discount rate. The table below presents the net pension liability (asset) of the Commission calculated using the discount rate of 7.5% as well as what the Commission’s net pension liability (asset) would be if it were calculated using a discount rate that is 1 percentage point lower (6.5%) or 1 percentage point higher (8.5%) than the current rate:

	1% Decrease (6.5%)	Current Discount Rate (7.5%)	1% Increase (8.5%)
Net pension liability (asset)	\$ 2,499,321	\$ 459,305	\$ (1,210,078)

11. OTHER POSTEMPLOYMENT BENEFITS

a. Plan Description

In addition to providing the pension benefits described, the Commission provides postemployment health care benefits (OPEB) for retired employees through a single-employer defined benefit plan (the Plan). The benefits, benefit levels, employee contributions, and employer contributions are governed by the Commission and can be amended by the Commission. Certain benefits are controlled by state laws and can only be changed by the Illinois Legislature. The Plan is not accounted for as a trust fund, as an irrevocable trust has not been established to account for the Plan. The Plan does not issue a separate report.

b. Benefits Provided

The Commission provides pre and post-Medicare postretirement health insurance to retirees, their spouses and dependents (enrolled at time of employee’s retirement). To be eligible for benefits, the employee must qualify for retirement under one of the Commission’s retirement plans. The retirees pay the blended premium. Upon a retiree becoming eligible for Medicare, the amount payable under the Commission’s health plan will be reduced by the amount payable under Medicare for those expenses that are covered under both.

11. OTHER POSTEMPLOYMENT BENEFITS (Continued)

c. Membership

At April 30, 2016, the most recent actuarial valuation, membership consisted of:

Retirees and dependents	2
Active fully eligible to retire	7
Active not yet fully eligible to retire	<u>24</u>
 TOTAL	 <u>33</u>
 Participating employers	 <u>1</u>

d. Funding Policy

The Commission is not required to and currently does not advance fund the cost of benefits that will become due and payable in the future. Active employees do not contribute to the Plan until retirement.

e. Annual OPEB Costs and Net OPEB Obligation

The Commission's annual OPEB cost, the percentage of annual OPEB cost contributed to the Plan, and the net OPEB obligation for 2016, 2015 and 2014 was as follows:

Fiscal Year Ended	Annual OPEB Cost	Percentage of Annual OPEB Cost Contributed	Net OPEB Obligation
April 30, 2013	\$ 8,133	78.30%	\$ 50,639
April 30, 2014	8,093	78.71%	52,362
April 30, 2015	8,272	77.01%	54,264
April 30, 2016	24,397	51.41%	66,118

11. OTHER POSTEMPLOYMENT BENEFITS (Continued)

e. Annual OPEB Costs and Net OPEB Obligation (Continued)

The net OPEB obligation as of April 30, 2016 and 2015 was calculated as follows:

	2016	2015
Annual required contribution	\$ 24,036	\$ 7,755
Interest on net OPEB obligation	2,171	2,094
Adjustment to annual required contribution	(1,809)	(1,577)
Annual OPEB cost	24,398	8,272
Contributions made	12,543	6,370
Increase in net OPEB obligation	11,854	1,902
Net OPEB obligation, beginning of year	54,264	52,362
NET OPEB OBLIGATION, END OF YEAR	\$ 66,118	\$ 54,264

Funded Status and Funding Progress: The funded status of the Plan as of April 30, 2016 was as follows:

Actuarial accrued liability (AAL)	\$ 256,153
Actuarial value of plan assets	-
Unfunded actuarial accrued liability (UAAL)	256,153
Funded ratio (actuarial value of plan assets/AAL)	0.0%
Covered payroll (active plan members)	\$ 2,604,921
UAAL as a percentage of covered payroll	9.8%

Actuarial valuations of an ongoing plan involve estimates of the value of reported amounts and assumptions about the probability of occurrence of events far into the future. Examples include assumptions about future employment, mortality, and the healthcare cost trend. Amounts determined regarding the funded status of the Plan and the annual required contributions of the employer are subject to continual revision as actual results are compared with past expectations and new estimates are made about the future. The schedule of funding progress, presented as required supplementary information following the notes to financial statements, presents multi-year trend information that shows whether the actuarial value of plan assets is increasing or decreasing over time relative to the actuarial accrued liabilities for benefits.

11. OTHER POSTEMPLOYMENT BENEFITS (Continued)

e. Annual OPEB Costs and Net OPEB Obligation (Continued)

Actuarial methods and assumptions - projections of benefits for financial reporting purposes are based on the substantive plan (the Plan as understood by the employer and plan members) and include the types of benefits provided at the time of each valuation and the historical pattern of sharing of benefit costs between the employer and plan members to that point. The actuarial methods and assumptions used include techniques that are designed to reduce short-term volatility in actuarial accrued liabilities and the actuarial value of assets, consistent with the long-term perspective of the calculations.

In the April 30, 2016 actuarial valuation, the entry-age normal actuarial cost method was used. The actuarial assumptions included an investment rate of return of 4.0% and an initial healthcare cost trend rate of 7.8% with an ultimate healthcare inflation rate of 5.0%. Both rates include a 3.0% inflation assumption and 4.0% wage inflation assumption. The actuarial value of assets was not determined as the Commission has not advance funded its obligation. The Plan's unfunded actuarial accrued liability is being amortized as a level percentage of projected payroll on an open basis. The remaining amortization period at April 30, 2016 was 30 years.

12. CUSTOMER PREPAYMENTS

Payments from non-Charter Customers for customer differential revenues are reported as unearned revenues. These unearned revenues will be amortized on a straight-line basis through April 30, 2024. Customer differentials represent payments for connecting to the Commission's system as well as fixed costs charged to subsequent customers to cover costs which would have been paid by subsequent customers if they had been Charter Customers.

13. SALES TAX

Beginning June 1, 2016, the sales tax imposed may no longer be imposed or collected, unless a continuation of the tax is approved by the voters at a referendum.

14. CHANGE IN ACCOUNTING PRINCIPLE

The Commission recorded the following change in accounting principle during the year ended April 30, 2016:

	<u>Increase (Decrease)</u>
CHANGE IN ACCOUNTING PRINCIPLE - BUSINESS-TYPE ACTIVITIES	
To record the IMRF net pension liability	\$ (637,111)
To record the IMRF deferred outflows	<u>101,548</u>
TOTAL CHANGE IN ACCOUNTING PRINCIPLE - BUSINESS-TYPE ACTIVITIES	<u>\$ (535,563)</u>

With the implementation of GASB Statement No. 68, the Commission is required to retroactively record the net pension liability and deferred outflows of resources. The data of the April 30, 2015 fiscal year end was not restated as the required information was not available.

REQUIRED SUPPLEMENTARY INFORMATION

**DUPAGE WATER COMMISSION
ELMHURST, ILLINOIS**

**Preliminary and Tentative
For Discussion Purposes Only**

SCHEDULE OF CHANGES IN THE EMPLOYER'S
NET PENSION LIABILITY AND RELATED RATIOS
ILLINOIS MUNICIPAL RETIREMENT FUND

April 30, 2016

	December 31, 2015
TOTAL PENSION LIABILITY	
Service cost	\$ 289,658
Interest	963,114
Changes of benefit terms	-
Differences between expected and actual experience	146,673
Changes of assumptions	-
Benefit payments, including refunds of member contributions	(395,421)
Net change in total pension liability	1,004,024
Total pension liability - beginning	12,894,406
TOTAL PENSION LIABILITY - ENDING	\$ 13,898,430
PLAN FIDUCIARY NET POSITION	
Contributions - employer	\$ 1,594,623
Contributions - member	122,417
Net investment income	64,591
Benefit payments, including refunds of member contributions	(395,421)
Administrative expense	(204,380)
Net change in plan fiduciary net position	1,181,830
Plan fiduciary net position - beginning	12,257,295
PLAN FIDUCIARY NET POSITION - ENDING	\$ 13,439,125
EMPLOYER'S NET PENSION LIABILITY	\$ 459,305
Plan fiduciary net position as a percentage of the total pension liability	96.7%
Covered-employee payroll	\$ 2,720,369
Employer's net pension liability as a percentage of covered-employee payroll	16.9%

Changes in assumptions related to retirement age and mortality were made since the prior measurement date.

(See independent auditor's report.)

**DUPAGE WATER COMMISSION
ELMHURST, ILLINOIS**

Preliminary and Tentative
For Discussion Purposes Only

SCHEDULE OF EMPLOYER CONTRIBUTIONS
ILLINOIS MUNICIPAL RETIREMENT FUND

April 30, 2016

	<u>December 31, 2015</u>
Actuarially determined contribution	\$ 291,624
Contributions in relation to the actuarially determined contribution	<u>1,594,623</u>
CONTRIBUTION DEFICIENCY (Excess)	<u><u>\$ (1,302,999)</u></u>
Covered-employee payroll	\$ 2,720,369
Contributions as a percentage of covered-employee payroll	58.6%

Notes to Required Supplementary Information

The information presented was determined as part of the actuarial valuations as of January 1 of the prior fiscal year. Additional information as of the latest actuarial valuation presented is as follows: the actuarial cost method was entry-age normal; the amortization method was level percent of pay, closed and the amortization period was 29 years; the asset valuation method was 5-year smoothed market; and the significant actuarial assumptions were an investment rate of return at 7.5% annually, projected salary increases assumption of 4.4% to 16.0% compounded annually, and postretirement benefit increases of 3.0% compounded annually.

(See independent auditor's report.)

**DUPAGE WATER COMMISSION
ELMHURST, ILLINOIS**

Preliminary and Tentative
For Discussion Purposes Only

SCHEDULE OF FUNDING PROGRESS
OTHER POSTEMPLOYMENT BENEFIT PLAN

April 30, 2016

Actuarial Valuation Date April 30	(1) Actuarial Value of Assets	(2) Actuarial Accrued Liability (AAL) Entry-Age	(3) Funded Ratio (1) / (2)	(4) Unfunded AAL (UAAL) (2) - (1)	(5) Covered Payroll	UAAL as a Percentage of Covered Payroll (4) / (5)
2011	*	*	*	*	*	*
2012	*	*	*	*	*	*
2013	\$ -	\$ 86,237	0.00%	\$ 86,237	\$ 2,643,508	3.3%
2014	*	*	*	*	*	*
2015	*	*	*	*	*	*
2016	-	256,153	0.00%	256,153	2,604,921	9.8%

*The requirements under GASB Statement No. 45 require an actuarial valuation every three years. Therefore, no actuarial valuation was done as of April 30, 2011, 2012, 2014, and 2015.

The following assumption changes were made during the April 30, 2016 valuation: The implicit liability factor was changed from 40% to 80% of the premium.

(See independent auditor's report.)

**DUPAGE WATER COMMISSION
ELMHURST, ILLINOIS**

Preliminary and Tentative
For Discussion Purposes Only

**SCHEDULE OF EMPLOYER CONTRIBUTIONS
OTHER POSTEMPLOYMENT BENEFIT PLAN**

April 30, 2016

Fiscal Year	Employer Contributions	Annual Required Contribution (ARC)	Percentage Contributed
2011	\$ 6,370	\$ 7,755	82.14%
2012	6,370	7,755	82.14%
2013	6,370	7,755	82.14%
2014	6,370	7,755	82.14%
2015	6,370	7,755	82.14%
2016	12,543	24,036	52.18%

The following assumption changes were made during the April 30, 2016 valuation: The implicit liability factor was changed from 40% to 80% of the premium.

(See independent auditor's report.)

SUPPLEMENTAL DATA

**DUPAGE WATER COMMISSION
ELMHURST, ILLINOIS**

**Preliminary and Tentative
For Discussion Purposes Only**

SCHEDULES OF REVENUES, EXPENSES, AND
CHANGES IN NET POSITION - BUDGET AND ACTUAL

For the Year Ended April 30, 2016
(with comparative actual for the year ended April 30, 2015)

	2016		Variance	2015	
	Budget	Actual		Actual	
OPERATING REVENUES					
Water sales					
Operations and maintenance costs	\$ 124,754,329	\$ 124,688,829	\$ (65,500)	\$ 108,327,436	
Fixed costs	-	-	-	7,143,137	
Customer differential	923,287	1,520,230	596,943	1,325,421	
Other income	-	44,654	44,654	71,314	
	<hr/>				
Total operating revenues	125,677,616	126,253,713	576,097	116,867,308	
<hr/>					
OPERATING EXPENSES					
Water supply costs	107,892,207	105,243,073	(2,649,134)	97,146,590	
Personal services	4,301,486	4,170,996	(130,490)	3,832,775	
Insurance	659,800	543,443	(116,357)	544,245	
Professional and contractual services	918,600	534,311	(384,289)	554,877	
Administrative costs	671,441	443,586	(227,855)	431,261	
	<hr/>				
Total operating expenses	114,443,534	110,935,409	(3,508,125)	102,509,748	
<hr/>					
OPERATING INCOME BEFORE DEPRECIATION	11,234,082	15,318,304	4,084,222	14,357,560	
Depreciation	8,236,000	8,094,468	(141,532)	8,009,501	
	<hr/>				
OPERATING INCOME (LOSS)	2,998,082	7,223,836	(4,225,754)	6,348,059	
<hr/>					
NON-OPERATING REVENUES (EXPENSES)					
Sales tax	34,742,000	37,284,925	2,542,925	36,791,962	
Investment income	357,500	1,399,369	1,041,869	863,779	
Interest and other charges	(581,000)	(586,997)	(5,997)	(697,636)	
Loss on disposal of capital assets	-	-	-	5,475	
	<hr/>				
Total non-operating revenues (expenses)	34,518,500	38,097,297	3,578,797	36,963,580	
<hr/>					
NET INCOME BEFORE CONTRIBUTIONS	37,516,582	45,321,133	7,804,551	43,311,639	
Contributions	-	-	-	333,750	
	<hr/>				
CHANGE IN NET POSITION	\$ 37,516,582	45,321,133	\$ 7,804,551	43,645,389	
<hr/>					
NET POSITION, MAY 1		449,334,104		405,688,715	
Change in accounting principle		(535,563)		-	
		<hr/>			
NET POSITION, MAY 1, RESTATED		448,798,541		405,688,715	
		<hr/>			
NET POSITION, APRIL 30		<u>\$ 494,119,674</u>		<u>\$ 449,334,104</u>	

(See independent auditor's report.)

STATISTICAL SECTION

**DUPAGE WATER COMMISSION
ELMHURST, ILLINOIS**

Preliminary and Tentative
For Discussion Purposes Only

SALES TAX REVENUES

For the Years Ended April 30

<u>Year Ended</u>	<u>Sales Tax Revenues</u>
2016	\$ 37,284,925
2015	36,791,962
2014	34,945,975
2013	33,098,620
2012	31,878,312

**DUPAGE WATER COMMISSION
ELMHURST, ILLINOIS**

**Preliminary and Tentative
For Discussion Purposes Only**

STATE WATER ALLOCATIONS

	(Millions Gallons Per Day) ⁽¹⁾		
	2010	2020	2030
Addison	4.230	4.457	4.682
Argonne National Laboratory (2)	0.758	0.758	0.758
Bensenville	2.571	2.616	2.660
Bloomington	2.767	3.048	3.327
Carol Stream	4.213	4.600	4.926
Clarendon Hills	0.832	0.888	0.942
Darien	2.934	3.254	3.293
Downers Grove	6.589	7.265	7.937
DuPage County			
Glen Ellyn Heights	0.210	0.283	0.395
Steeple Run	0.183	0.189	0.195
S.E.R.W.F.	0.643	0.708	0.782
Hobson Valley	0.051	0.126	0.195
York Township	0.172	0.172	0.172
Elmhurst	4.699	4.749	4.797
Glenn Ellyn	2.985	3.164	3.349
Glendale Heights	2.869	2.977	3.086
Hinsdale	2.762	2.923	3.081
Illinois American			
Arrowhead	0.190	0.190	0.190
Country Club Estates	0.105	0.105	0.105
Dupage/Lisle	0.555	0.585	0.615
Liberty Ridge East	0.042	0.048	0.054
Liberty Ridge West	0.305	0.349	0.400
Lombard Heights	0.065	0.065	0.065
Valley View	0.700	0.700	0.700
Itasca	1.666	1.951	2.143
Lisle	3.024	3.261	3.497
Lombard	4.777	5.177	5.572
Naperville	18.803	21.683	24.560
Oak Brook	4.205	4.508	4.675
Oak Brook Terrace	0.281	0.293	0.293
Roselle	2.206	2.357	2.508
Villa Park	2.146	2.206	2.284
Westmont	2.945	3.069	3.173
Wheaton	5.821	6.008	6.191
Willowbrook	1.267	1.452	1.636
Winfield	1.011	1.188	1.366
Wood Dale	1.613	1.680	1.747
Woodridge	3.876	4.479	4.479
Total average millions gallons per day	<u>95.071</u>	<u>103.531</u>	<u>110.830</u>

(1) State Water allocations are expressed in terms of average quantity per day. Actual use in a day may exceed average daily use.

(2) The state has determined that no water allocation permit is required for Argonne National Laboratory to draw water from Lake Michigan. The figures set forth in this table represent the maximum amount of water the Commission is obligated to sell to Argonne National Laboratory.

**DUPAGE WATER COMMISSION
ELMHURST, ILLINOIS**

Preliminary and Tentative
For Discussion Purposes Only

WATER REVENUES AND USAGE



For the Years Ended April 30

Year Ended	Water Sales (1)	Gallons Sold (in 000's)
2016	\$ 124,688,829	25,811,051
2015	115,470,573	25,959,645
2014	104,939,687	27,841,047
2013	91,680,699	29,228,914
2012	68,784,739	27,508,123

(1) Amounts include water sales from operation and maintenance costs and fixed costs, excludes customer differential

DATE: August 12, 2016

REQUEST FOR BOARD ACTION

AGENDA SECTION Administration Committee	ORIGINATING DEPARTMENT General Manager's Office
ITEM Contract Agreement	APPROVAL  
Account Number: 01 -60-628000	
To extend the Agreement between DuPage Water Commission and Rory Group, LLC., for consulting services in an amount not to exceed \$18,000.00 for one additional year (see attached agreement)	
MOTION: To Authorize the Execution of a Consulting Agreement with Rory Group, LLC., for a one year period, in an amount not to exceed 18,000.00.	

CONSULTING AGREEMENT

THIS CONSULTING AGREEMENT ("Agreement") is made and entered into by and between Rory Group, LLC, an Illinois limited liability company (the "Consultant") and the Du Page Water Commission (the "Company") as of the ___ day of ____, 2016.

WHEREAS, the Company wishes to obtain the benefits of Consultant's experience and know-how in connection with the operation of Company's development business; and

WHEREAS, the Company wishes to engage Consultant to render consulting and advisory services as well as introductions and referrals of new sources of business to the Company on the terms and conditions set forth in this Agreement; and

WHEREAS, Consultant wishes to accept such engagement upon the terms and conditions set forth in this Agreement.

NOW, THEREFORE, in consideration of the mutual promises made by each party in this Agreement and other good and valuable consideration, the receipt and sufficiency of which is hereby acknowledged, the Company and Consultant agree as follows:

1. Consulting Services.

a. The Company hereby engages Consultant as a consultant to the Company, and Consultant hereby agrees to accept such engagement, upon the terms and conditions set forth in this Agreement. During the Term (as hereinafter defined) of this Agreement, Consultant shall: (1) provide support for sales and marketing; (2) troubleshoot on existing projects; and (3) provide compliance support (4) perform such other additional services as may be assigned to Consultant from time to time by the Company including, but not limited to, lobbying activities and market place expansion.

b. In performance of its duties under this Agreement, Consultant shall report and be responsible only to the President of the Company and/or the Company's CEO or other designated representative, who shall be responsible for monitoring Consultant's work under this Agreement.

c. In the performance of its duties under this Agreement, Consultant agrees that it will not:

(1) negotiate or enter into any oral or written contract, agreement, or arrangement on behalf of, or in the name of, the Company, or otherwise bind the Company, in any manner whatsoever;

(2) engage in any conduct, or cause the Company to engage in any conduct, which would result in the Company's breach or violation of any agreement, law, ordinance, or regulation;

(3) sign any checks on behalf of or authorize any payments by the Company in any manner whatsoever.

d. The Company acknowledges and agrees that so long as such work does not conflict with this Agreement, Consultant is free to perform work on behalf of entities other than the Company (provided such work does not directly or indirectly compete with the project Company is engaged in) but shall devote sufficient time to performance of its duties under this Agreement as shall be reasonably necessary for it to effectively perform those duties and protect the interests of the Company.

2. **Term.** The term of Consultant's retention and engagement under this Agreement shall begin on _____, 2016 and shall end on _____, 2017.
3. **Compensation.** In consideration of all services to be performed by Consultant under this Agreement, the Company agrees to pay Consultant a total fee ("Fee") of Eighteen Thousand Dollars (\$18,000) over a period of one year. The Fee shall be paid on a monthly basis as follows: One Thousand Five Hundred Dollars (\$1,500) by the 5th day of each month. Notwithstanding the foregoing, at any time during the Term of this Agreement, Company, at its sole discretion and without prior notice to Consultant, may elect to pay the Fee in full with one (1) payment.
4. **Payment of Taxes.** Consultant shall be responsible for payment of all taxes arising from Consultant's engagement under this Agreement, including federal and state income taxes and any applicable Social Security (FICA) and/or self-employment taxes. The Company will not pay any unemployment compensation or workers' compensation taxes or premiums on behalf of Consultant, or any other taxes of any nature whatsoever.
5. **Expenses.** Without the prior written content of the Company, Consultant shall be responsible for all out-of-pocket expenses that the Consultant incurs in performance of its duties under this Agreement. The Company reserves the right to review all expenses incurred by the Consultant on the Company's behalf. If the Company elects to review the expenses incurred by Consultant, Consultant shall provide the Company with a detailed expense report within ten (10) days after request by the Company for the same.
6. **Termination of Agreement.** Either Party may elect to terminate this Agreement upon the occurrence of any of the following:
 - (1) A written notice, signed by Consultant and the President and/or the CEO or other designated representative of the Company, electing to terminate this Agreement;
 - (2) If Consultant; (A) is unwilling to perform its duties or obligations pursuant to this Agreement or otherwise violates this Agreement, (B) commits any dishonest, fraudulent or grossly negligent act in its capacity as a consultant to the Company, (C) in bad faith acts in a manner materially inconsistent with the best interests of the Company; or (D) otherwise breaches this Agreement;
 - (3) If Consultant fails to perform as mutually agreed herein and Company outlines, in written notice, consultant's nonperformance as being a specific cause for termination of the Agreement and Consultant does not cure such failure or nonperformance within ten (10) days of receipt of such written notice.

7. **Incapacity.** If Consultant is unable to perform its duties and responsibilities hereunder on a full-time basis for more than thirty (30) days during the period of the Consulting Agreement, the Company shall have the right to terminate this Agreement.
8. **Independent Contractor.** It is understood that while this Agreement is in effect, Consultant is an independent contractor and not an employee of the Company, and that this Agreement is not an employment agreement. Consultant shall not be deemed an employee, agent, partner or joint venture of the Company, and the Company shall not exercise any control or supervision with respect to Consultant's services, except to the extent that the Company may provide specifications, descriptions, time schedules and goals for projects and exercise the right to evaluate Consultant's work product provided under this Agreement.
9. **Non-Disclosure.** Consultant acknowledges that in the course of the Term of this Agreement, Consultant will have access to confidential information of the Company. Accordingly, Consultant agrees that it will not at any time, without the express prior written consent of the President of the Company:
- (1) disclose, directly or indirectly, any confidential information to anyone outside the employ of the Company, except as may be reasonably necessary or appropriate in connection with the performance of its duties under this Agreement; or
 - (2) use, directly or indirectly, any confidential information for the benefit of anyone other than the Company.
10. **Indemnification.** The Company shall indemnify Consultant from any and all liability, expenses, and costs (including reasonable attorney's fees) resulting, directly or indirectly, from any non-compliance or breach of the terms of this Agreement by the Company. Additionally, Consultant shall indemnify the Company from any and all liability, expenses, and costs (including reasonable attorney's fees) resulting, directly or indirectly, from any non-compliance or breach of the terms of this Agreement by Consultant.

11. **NOTICES**

All Notices shall be given to the parties at the addresses set forth below, unless otherwise directed in writing. All payments by Client shall be made to Consultant at Consultant's address set forth below unless otherwise directed in writing.

Company to: DuPage Water Commission
600 East Butterfield Road
Elmhurst, Illinois 60126

Attn: _____

And to : DuPage Water Commission
600 East Butterfield Road
Elmhurst, Illinois 60126

Attn: General Counsel

To Consultant: Rory Group, LLC.
212 W. Washington St. Suite 1904
Chicago, IL 60606
Facsimile: (312)726-1405

And to: Thomas R. Raines
Attorney at Law, LLC
20 N. Wacker Drive
Suite 550
Chicago, IL 60606
Fax : 312-226-1164

All notices, requests, consents and other communications under this Agreement shall be in writing and shall be deemed to have been delivered on the date personally delivered or on the date deposited in the United States Postal Service, postage prepaid, by certified mail, return receipt requested.

12. Assignability.

Neither party shall assign any of its rights or obligations under this Agreement to any other person or entity without the prior written consent of the non-assigning party .This Agreement shall bind and inure to the benefit of the parties hereto and their successors and assigns.

13. Miscellaneous.

- a. This Agreement constitutes the entire agreement of Consultant and the Company with respect to the subject matter of this Agreement and supersedes all prior oral or written agreements between the parties in their entirety, and may not be modified or amended in any way except in writing by both parties to this Agreement. All covenants, promises and agreements set forth in the Agreement shall be binding, and apply to and inure to the benefit of the parties hereto, and their respective heirs, executors, administrators, successors and assigns.
- b. The terms of this Agreement shall be governed and construed according to the laws of the State of Illinois without regard to that state's principles regarding choice of law.
- c. If any part or parts of this Agreement are invalid or unenforceable for any reason, the remaining parts shall nevertheless be valid and enforceable.
- d. Any party's failure to enforce any of the provisions of this Agreement shall not be construed to be a waiver of such provision or of the right of that party to enforce that provision at any time thereafter. No waiver of any breach of this Agreement shall be effective unless it is in writing.

(Signature page follows)

IN WITNESS WHEREOF, the parties hereto, intending to be legally bound, execute this Consulting Agreement as of the date set forth herein.

CONSULTANT:

COMPANY:

Rory Group, LLC.

DuPage Water Commission

By: _____

By: _____

Name: Thomas A. Manion

Name: _____

Title: President

Title: _____


Attachment A

Rory Group

Assignments to be completed within FY2016-2017

1. Help facilitate the title and property transfer of the Lexington Pumping Station to the City of Chicago.
2. Help facilitate an agreement with the City of Chicago as to proper co-insurance for the Lexington Pumping Station as part of the title transfer.
3. Help facilitate a supply contract amendment between the City of Chicago and the DuPage Water Commission to include price safeguards such as consumer price index or 5%, whichever is less.
4. Assist with the receiving of the City of Chicago Accountability Reports along with making sure that the Commission's questions and/or comments are addressed in a timely fashion.
5. Assist the Commission regarding labor related issues involving the Lexington Pumping Station operations and possible labor agreement with the City of Chicago for the same pumping station, if needed.
6. Continue to foster a good working relationship between the DuPage Water Commission and the City of Chicago.
7. Meet with the General Manager on a monthly basis for regular status updates and provide other information which may affect the Commission.

REQUEST FOR BOARD ACTION

AGENDA SECTION	Omnibus Vote Requiring Super-Majority or Special Majority Vote	ORIGINATING DEPARTMENT	Operations
ITEM	<p>A Resolution Suspending Purchasing Procedures and authorizing the General Manager to purchase a 36-month Extended Service Coverage agreement for the Commission's emergency generators at an estimated cost of \$50,050.00 from Patten Power Systems at the August 18, 2016, DuPage Water Commission Meeting.</p> <p>Resolution No. R-20-16</p>	APPROVAL 	
<p>Account Number: 01-60-662100</p> <p>The Commission entered into an Extended Service Coverage (ESC) agreement beginning April 9, 2012 with Patten Power Systems for five (5) new commercial generator engines used for utility power loss events at the DuPage Pumping Station. This agreement is scheduled to expire on April 8, 2017. The current ESC agreement is a Gold Service Level agreement.</p> <p>Renewing the ESC agreement would provide critical warranty service coverage for an additional 36 months / 2500 hours on all five (5) Commission owned generators. Terms are renewable up to 25 years / 15,000 hours. The ESC provides confidence that warranty repairs will be performed by trained CAT Service Technicians using genuine CAT parts.</p> <p>Staff has been pleased with the work performed by Patten Power Systems and believes that it would be in the Commission's best interest to purchase an additional 36-month ESC agreement at the Platinum Service Level. The Platinum Service Level includes coverage above and beyond the Gold Service Level including but not limited to additional critical components under the: Cooling, Fuel, Lubrication and Electrical Systems.</p> <p>Resolution No. R-20-16 would suspend purchasing procedures and authorize the General Manager to purchase a 36-month Extended Service Coverage agreement for the Commission's emergency generators at an estimated cost of \$50,050.00 from Patten Power Systems. Patten Power Systems is Caterpillar's sole authorized service provider in Northern Illinois and Chicago Metropolitan area.</p> <p>Patten Power Systems provide factory-trained technicians, customer service and support associated with Caterpillar products. Patten Power Systems provided the following services during and post construction of the Commission's PSD 7 Generator Facility Project: supervised generator installation, customer/vender equipment start up, staff training, warranty and product enhancement service. Patten Power Systems currently provides preventive maintenance service and periodic repair and troubleshooting services on the generator system and ancillary equipment as needed.</p>			
<p>MOTION: To approve Resolution No. R-20-16.</p>			

DuPAGE WATER COMMISSION

RESOLUTION NO. R-20-16

A RESOLUTION SUSPENDING PURCHASING PROCEDURES AND AUTHORIZING THE GENERAL MANAGER TO PURCHASE A 36-MONTH EXTENDED SERVICE COVERAGE AGREEMENT FOR THE COMMISSION'S EMERGENCY GENERATORS AT AN ESTIMATED COST OF \$50,050.00 FROM PATTEN POWER SYSTEMS AT THE AUGUST 18, 2016, DuPAGE WATER COMMISSION MEETING

WHEREAS, the DuPage Water Commission's emergency generator system includes five Caterpillar generators that provide emergency power to operate the Commission's large service pumps during utility power loss events; and

WHEREAS, Patten Power Systems is Caterpillar's sole authorized service provider in Northern Illinois and Chicago Metropolitan area; and

WHEREAS, Patten Power Systems provide factory-trained technicians, customer service and support associated with Caterpillar products; and

WHEREAS, Patten Power Systems provided the Commission the following services during and post construction of the PSD 7 Generator Facility Project: supervised generator installation, vender/customer equipment start up, staff training, warranty and product enhancement service; and

WHEREAS, Warranty services would be used on an as needed basis; and

WHEREAS, the Board of Commissioners of the DuPage Water Commission believes it is in the best interest of the Commission to suspend purchasing procedures and authorize the General Manager to purchase a 36-month Extended Service Coverage agreement for the Commission's emergency generators at an estimated cost of \$50,050.00 from Patten Power Systems;

NOW, THEREFORE, BE IT RESOLVED by the Board of Commissioners of the DuPage Water Commission as follows:

SECTION ONE: The foregoing recitals are incorporated herein and made a part hereof as findings of the Board of Commissioners of the DuPage Water Commission as if fully set forth.

SECTION TWO: That the purchasing procedures contained in Article VIII of the Commission By-Laws are hereby suspended as provided by Article XII, Section 3 of the Commission By-Laws, and that the General Manager is here by granted the authority to purchase a 36-month Extended Service Coverage agreement for the Commission's emergency generators at an estimated cost of \$50,050.00 from Patten Power Systems without further act.

SECTION THREE: This Resolution shall be in full force and effect from and after its adoption.

AYES:

NAYS:

ABSENT:

ADOPTED THIS _____ DAY OF _____, 2016.


Chairman

ATTEST:

Clerk

DATE: August 11, 2016

REQUEST FOR BOARD ACTION

AGENDA SECTION Engineering & Construction Committee	ORIGINATING DEPARTMENT Facilities Construction/Safety Coordinator
ITEM A Resolution Approving and Ratifying Certain Work Authorization Orders Under Quick Response Electrical Contract QRE-7/15 at the August 18, 2016, DuPage Water Commission Meeting Resolution No. R-21-16	APPROVAL 
<p>Account Numbers: 01-60-770801</p> <p>The Commission entered into certain agreements dated December 29, 2015, with McWilliams Electric Co. Inc. and with Windy City Electric Co. for quick response electrical work as needed through the issuance of Work Authorization Orders. Resolution No. R-21-16 would approve the following Work Authorization Order under the Quick Response Electrical Contracts:</p> <p>Work Authorization Order No. 006: This Work Authorization is to McWilliams Electric Co. Inc., for the installation of Commission supplied temperature monitoring sensors and the Contractor providing and installing various conduits, raceways, cabinets and associated wiring on the roofs of Standpipes Nos. 2 in Roselle and 4W in Lisle Township.</p> <p>With the installation of the PAX mixers and the completion of Standpipe Rehabilitation at these tank sites to help maintain water quality, Staff wishes to have installed five (5) temperature probes, at varying elevations, in each of the two standpipes. The probes will assist Staff in determining the uniformity of mixing inside the standpipes since the installation of the mixers. Staff will be providing ground-level assistance to the Contractor and SCADA system programming services for data gathering and reporting.</p> <p>Windy City Electric Co. elected to not submit a bid due to the lack of competent personnel in the areas regarding the work at extreme heights; up to 170' above ground level. McWilliams on the other hand routinely performs this type of work.</p> <p>The work will be billed at time and material, not-to-exceed \$17,700.00.</p>	
MOTION: To adopt Resolution No. R-21-16.	

DUPAGE WATER COMMISSION

RESOLUTION NO. R-21-16

A RESOLUTION APPROVING AND RATIFYING
CERTAIN WORK AUTHORIZATION ORDERS
UNDER QUICK RESPONSE ELECTRICAL CONTRACT QRE-7/15
AT THE AUGUST 18, 2016, DUPAGE WATER COMMISSION MEETING

WHEREAS, the DuPage Water Commission (the "Commission") entered into certain agreements dated December 29, 2015, with McWilliams Electric Co. Inc. and with Windy City Electric Co., for quick response electrical work related to the Commission's Waterworks System (said agreements being hereinafter collectively referred to as "Contract QRE-7/15"); and

WHEREAS, Contract QRE-7/15 is designed to allow the Commission to direct one or more or all of the quick response electrical contractors to perform emergency electrical work, including without limitation electrical work that the Commission is unable to perform through its own personnel and with its own equipment, as needed through the issuance of Work Authorization Orders; and

WHEREAS, the need for such emergency electrical work could not have been reasonably foreseen at the time the contracts were signed;

NOW, THEREFORE, BE IT RESOLVED by the Board of Commissioners of the DuPage Water Commission as follows:

SECTION ONE: The foregoing recitals are by this reference incorporated herein and made a part hereof as findings of the Board of Commissioners of the DuPage Water Commission.

SECTION TWO: The Work Authorization Orders attached hereto and by this reference incorporated herein and made a part hereof as Exhibit 1 shall be and hereby are approved and, if already issued, ratified because the Board of Commissioners of the DuPage Water Commission has determined, based upon the representations of staff, that the circumstances said to necessitate the Work Authorization Orders were not reasonably foreseeable at the time the contracts were signed, the Work Authorization Orders are germane to the original contracts as signed, and/or the Work Authorization Orders are in the best interest of the DuPage Water Commission and authorized by law.

SECTION THREE: This Resolution shall constitute the written determination required by Section 33E-9 of the Criminal Code of 1961 and shall be in full force and effect from and after its adoption.

AYES:

NAYS:

ABSENT:

ADOPTED this ____ day of _____, 2016

Chairman

ATTEST:

Clerk

Exhibit 1

WORK AUTHORIZATION ORDER

SHEET 1 OF 2

CONTRACT QRE-7/15: QUICK RESPONSE ELECTRICAL CONTRACT

PROJECT: QRE-7.006

LOCATION:

Standpipe No. 2 – Glendale Heights
Standpipe No. 4W – Lisle Township

CONTRACTOR:

McWilliams Electric Co., Inc.

DESCRIPTION OF WORK:

Provide and install low-voltage standpipe temperature monitoring systems at two separate tank sites as per McWilliams proposal dated June 15, 2016.

REASON FOR WORK:

The temperature monitoring systems will assist Staff in determining the uniformity of mixing inside the standpipes since the installation of the mixers.

MINIMUM RESPONSE TIME:

30 days after acceptance.

**COMMISSION-SUPPLIED MATERIALS, EQUIPMENT
AND SUPPLIES TO BE INCORPORATED INTO THE WORK:**

Quantity of 10 pre-purchased temperature probes at varying lengths, probe weights and termination boards.

THE WORK ORDERED PURSUANT TO THIS WORK AUTHORIZATION ORDER

IS IS NOT PRIORITY EMERGENCY WORK

SUBMITTALS REQUESTED:

None

SUPPLEMENTARY NOTIFICATION OF POTENTIALLY HAZARDOUS CONDITIONS:

None

SUPPLEMENTARY CONTRACT SPECIFICATIONS AND DRAWINGS:

Drawings of Record are available for inspection should the Contractor wish to review.

DUPAGE WATER COMMISSION

By: _____
Signature of Authorized
Representative

DATE: _____

CONTRACTOR RECEIPT ACKNOWLEDGED AND DESIGNATION OF SAFETY REPRESENTATIVE:

By: _____ Safety Rep: _____
Signature of Authorized Name and 24-Hr Phone No.
Representative

DATE: _____

DATE: August 11, 2016

REQUEST FOR BOARD ACTION

AGENDA SECTION Engineering & Construction Committee	ORIGINATING DEPARTMENT Instrumentation/ Remote Facilities
ITEM A Resolution Approving and Ratifying Certain Work Authorization Orders Under Quick Response Electrical Contract QRE-7/15 at the August 18, 2016, DuPage Water Commission Meeting Resolution No. R-22-16	APPROVAL <i>just</i> <i>DR</i> <i>cap</i>
<p>Account Numbers: 01-60-663300</p> <p>The Commission entered into certain agreements dated December 29, 2015, with McWilliams Electric Co. Inc. and with Windy City Electric Co. for quick response electrical work as needed through the issuance of Work Authorization Orders. Resolution No. R-22-16 would approve the following Work Authorization Order under the Quick Response Electrical Contracts:</p> <p>Work Authorization Order No. 007: This Work Authorization is to McWilliams Electric Co. Inc., and the work completed, prior to board approval and was for the repair of Cathodic Protection Rectifier Site TOB7-2 on Naper Blvd. in Naperville. The equipment at this site sustained fire damage from a protestor's tent. A Police Report was filed with Naperville Police and they have indicated the person that started the fire has been identified and we should be able to be reimbursed for the repair costs.</p> <p>The work will be billed at time and material, the estimated cost is less than \$1,500.</p>	
MOTION: To adopt Resolution No. R-22-16.	

DUPAGE WATER COMMISSION

RESOLUTION NO. R-22-16

A RESOLUTION APPROVING AND RATIFYING
CERTAIN WORK AUTHORIZATION ORDERS
UNDER QUICK RESPONSE ELECTRICAL CONTRACT QRE-7/15
AT THE AUGUST 18, 2016, DUPAGE WATER COMMISSION MEETING

WHEREAS, the DuPage Water Commission (the "Commission") entered into certain agreements dated December 29, 2015, with McWilliams Electric Co. Inc. and with Windy City Electric Co., for quick response electrical work related to the Commission's Waterworks System (said agreements being hereinafter collectively referred to as "Contract QRE-7/15"); and

WHEREAS, Contract QRE-7/15 is designed to allow the Commission to direct one or more or all of the quick response electrical contractors to perform emergency electrical work, including without limitation electrical work that the Commission is unable to perform through its own personnel and with its own equipment, as needed through the issuance of Work Authorization Orders; and

WHEREAS, the need for such emergency electrical work could not have been reasonably foreseen at the time the contracts were signed;

NOW, THEREFORE, BE IT RESOLVED by the Board of Commissioners of the DuPage Water Commission as follows:

SECTION ONE: The foregoing recitals are by this reference incorporated herein and made a part hereof as findings of the Board of Commissioners of the DuPage Water Commission.

SECTION TWO: The Work Authorization Orders attached hereto and by this reference incorporated herein and made a part hereof as Exhibit 1 shall be and hereby are approved and, if already issued, ratified because the Board of Commissioners of the DuPage Water Commission has determined, based upon the representations of staff, that the circumstances said to necessitate the Work Authorization Orders were not reasonably foreseeable at the time the contracts were signed, the Work Authorization Orders are germane to the original contracts as signed, and/or the Work Authorization Orders are in the best interest of the DuPage Water Commission and authorized by law.

SECTION THREE: This Resolution shall constitute the written determination required by Section 33E-9 of the Criminal Code of 1961 and shall be in full force and effect from and after its adoption.

AYES:

NAYS:

ABSENT:

ADOPTED this ____ day of _____, 2016

Chairman

ATTEST:

Clerk

Exhibit 1

WORK AUTHORIZATION ORDER

SHEET 1 OF 2

CONTRACT QRE-7/15: QUICK RESPONSE ELECTRICAL CONTRACT

PROJECT: QRE-7.007

LOCATION:

Cathodic Protection Rectifier Site TOB7-2, East Side of Naper Blvd, South of Ogden Ave, Naperville, (SW corner of Mobil Station)

CONTRACTOR:

McWilliams Electric Co., Inc.

DESCRIPTION OF WORK:

Replace fire damaged Junction Box, 3/4" Liquidtight conduits, and wiring as needed. Test 120/240VAC electrical feed after ComEd installs replacement meter.

REASON FOR WORK:

Protester's tents burned up adjacent to Rectifier Site causing damage.

MINIMUM RESPONSE TIME:

None

COMMISSION-SUPPLIED MATERIALS, EQUIPMENT AND SUPPLIES TO BE INCORPORATED INTO THE WORK:

Junction Box

THE WORK ORDERED PURSUANT TO THIS WORK AUTHORIZATION ORDER

IS IS NOT PRIORITY EMERGENCY WORK

SUBMITTALS REQUESTED:

None

SUPPLEMENTARY NOTIFICATION OF POTENTIALLY HAZARDOUS CONDITIONS:

None

SUPPLEMENTARY CONTRACT SPECIFICATIONS AND DRAWINGS:

Contract drawings available upon request.

DUPAGE WATER COMMISSION

By: _____
Signature of Authorized
Representative

DATE: _____


CONTRACTOR RECEIPT ACKNOWLEDGED AND DESIGNATION OF SAFETY REPRESENTATIVE:

By: _____
Signature of Authorized
Representative

Safety Rep: _____
Name and 24-Hr Phone No.

DATE: _____

REQUEST FOR BOARD ACTION

AGENDA SECTION	Engineering & Construction Committee	ORIGINATING DEPARTMENT	Instrumentation/ Remote Facilities								
ITEM	<p>A Resolution Approving and Ratifying Certain Work Authorization Orders Under Quick Response Contract QR-10/13 at the August 18, 2016, DuPage Water Commission Meeting</p> <p>Resolution No. R-23-16</p>	<p>APPROVAL</p> 									
Account Number: 01-60-663300											
<p>The Commission entered into certain agreements dated July 1, 2013 with John Neri Construction Co., Inc. and Rossi Contractors, Inc. for quick response construction work, as needed, through the issuance of Work Authorization Orders. Resolution No. R-23-16 would approve the following Work Authorization Orders under the Quick Response Contracts.</p>											
<p>Work Authorization Order No. 017: This Work Authorization is to Rossi Contractors, Inc., and the work completed, prior to board approval and was for replacing a broken gearbox and worm-gear on a 24" Homestead butterfly valve at Tank Site 1 Pumping Station. The Commission purchased the gearbox and worm-gear assembly and supplied it to the contractor. The two Quick Response Contractors were asked to provide an estimate along with a third mechanical contractor, see table below for the estimated costs.</p>											
<table border="1"> <thead> <tr> <th data-bbox="191 1289 610 1318">Contractor</th> <th data-bbox="721 1289 922 1318">Cost Estimate</th> </tr> </thead> <tbody> <tr> <td data-bbox="191 1325 610 1354">John Neri Construction Co.</td> <td data-bbox="623 1325 818 1354">No Response</td> </tr> <tr> <td data-bbox="191 1360 610 1390">Rossi Contractors, Inc.</td> <td data-bbox="623 1360 769 1390">\$1,900.00</td> </tr> <tr> <td data-bbox="191 1396 610 1425">Midwest Valve Services</td> <td data-bbox="623 1396 753 1425">\$5,773.50</td> </tr> </tbody> </table>				Contractor	Cost Estimate	John Neri Construction Co.	No Response	Rossi Contractors, Inc.	\$1,900.00	Midwest Valve Services	\$5,773.50
Contractor	Cost Estimate										
John Neri Construction Co.	No Response										
Rossi Contractors, Inc.	\$1,900.00										
Midwest Valve Services	\$5,773.50										
<p>The work will be billed at time and material, at the estimated cost of \$1,900.00.</p>											
<p>MOTION: To adopt Resolution No. R-23-16.</p>											

DUPAGE WATER COMMISSION

RESOLUTION NO. R-23-16

A RESOLUTION APPROVING AND RATIFYING
CERTAIN WORK AUTHORIZATION ORDERS
UNDER QUICK RESPONSE CONTRACT QR-10/13 AT THE
AUGUST 18, 2016, DUPAGE WATER COMMISSION MEETING

WHEREAS, the DuPage Water Commission (the "Commission") entered into certain agreements dated July 1, 2013, with John Neri Construction Co. and Rossi Contractors, Inc. for quick response construction work related to the Commission's Waterworks System (said agreements being hereinafter collectively referred to as "Contract QR-10/13"); and

WHEREAS, Contract QR-10/13 is designed to allow the Commission to direct one or more or all of the quick response contractors to perform quick response construction work, including without limitation construction, alteration, and repair related to the Commission's Waterworks System, as needed through the issuance of Work Authorization Orders; and

WHEREAS, the need for quick response construction work could not have been reasonably foreseen at the time the contracts were signed;

NOW, THEREFORE, BE IT RESOLVED by the Board of Commissioners of the DuPage Water Commission as follows:

SECTION ONE: The foregoing recitals are by this reference incorporated herein and made a part hereof as findings of the Board of Commissioners of the DuPage Water Commission.

SECTION TWO: The Work Authorization Orders attached hereto and by this reference incorporated herein and made a part hereof as Exhibit 1 shall be and hereby are

approved and, if already issued, ratified because the Board of Commissioners of the DuPage Water Commission has determined, based upon the representations of staff, that the circumstances said to necessitate the Work Authorization Orders were not reasonably foreseeable at the time the contracts were signed, the Work Authorization Orders are germane to the original contracts as signed, and/or the Work Authorization Orders are in the best interest of the DuPage Water Commission and authorized by law.

SECTION THREE: This Resolution shall constitute the written determination required by Section 33E-9 of the Criminal Code of 1961 and shall be in full force and effect from and after its adoption.

AYES:

NAYS:

ABSENT:

ADOPTED this ____ day of _____, 2016.

Chairman

ATTEST:

Clerk

Exhibit 1

WORK AUTHORIZATION ORDER

SHEET 1 OF 2

CONTRACT QR-10/13: QUICK RESPONSE CONTRACT

WORK AUTHORIZATION ORDER NO.: QR-10.017

LOCATION:

Tank Site #1 Pump Station Valve Vault, Central & Monaco, Roselle, IL

CONTRACTOR:

Rossi Contractors Inc.

DESCRIPTION OF WORK:

Replace gearbox and worm-gear on a 24" Homestead butterfly valve. Remove limit switch assembly from broken gearbox and install on new gearbox. Operate valve to adjust mechanical stops and test that limit switches work. Commission staff will be on site to assist with testing of the limit switches.

REASON FOR WORK:

Gearbox and worm-gear broke during operation with a portable electric valve operator.

MINIMUM RESPONSE TIME:

N/A

**COMMISSION-SUPPLIED MATERIALS, EQUIPMENT
AND SUPPLIES TO BE INCORPORATED INTO THE WORK:**

New Homestead gearbox and worm-gear assembly.

THE WORK ORDERED PURSUANT TO THIS WORK AUTHORIZATION ORDER

IS IS NOT PRIORITY WORK

SUPPLEMENTARY NOTIFICATION OF POTENTIALLY HAZARDOUS CONDITIONS:

Owner has designated the Valve Vault as Permit Required Confined Space due to limited means of ingress and egress and not designed for occupancy.


SUBMITTALS REQUESTED:

N/A

SUPPLEMENTARY CONTRACT SPECIFICATIONS AND DRAWINGS:


N/A

DUPAGE WATER COMMISSION

By: 
Signature of Authorized Representative

DATE: 7/28/16

CONTRACTOR RECEIPT ACKNOWLEDGED AND DESIGNATION OF SAFETY REPRESENTATIVE:


By: 
Signature of Authorized Representative

Safety Rep: Jim Cumber 312-446-6669
Name and 24-Hr Phone No.

DATE: 8-4-16

DATE: August 11, 2016

REQUEST FOR BOARD ACTION

AGENDA SECTION	Engineering & Construction Committee	ORIGINATING DEPARTMENT	Pipeline								
ITEM	A Resolution Awarding a Contract for Vacuum Excavation and Thermite Welding Services Resolution No. R-24-16	APPROVAL									
Account No: 01-60-629000											
<p>Ordinance O-1-16, adopted by the Board at the April 21, 2016 Commission meeting, approved a Management Budget for Fiscal Year 2016-2017 which included a budgeted amount for Hydro Excavation Services.</p> <p>At the June 2016 Commission meeting, the Board approved Resolution R-15-16 authorizing advertisement for a project to utilize the combined services of a contractor specializing in Vacuum Excavation and Thermite Welding for the purpose of attaching Cathodic Protection (CP) test station wires to steel and ductile iron watermains.</p> <p>In accordance with Article VIII Section 5 of the Commission's By-Laws, and as required by state statute, the Commission advertised for bids on two separate occasions in the <i>Chicago Tribune</i> and <i>The Daily Herald</i>. In addition, the Commission posted the advertisement on its website and solicited bids by direct invitation. Sealed bids were received until 1:00 p.m., local time, August 8, 2016, at which time all bids were publicly opened and read aloud. Of the eight requests for proposal, four were received and the results of those are listed in the table below.</p> <table border="1"><tr><td>Corrpro Companies Inc.</td><td>\$70,795.00</td></tr><tr><td>Kantex Companies</td><td>\$83,125.00</td></tr><tr><td>Airy's Inc.</td><td>\$324,320.00</td></tr><tr><td>Badger Daylighting</td><td>Non-responsive bid</td></tr></table> <p>The proposal of Badger Daylighting was not submitted on the Contract/Proposal form, contained unit price costs for work considered incidental to the contract, did not contain a total and therefore was determined to be a non-responsive proposal.</p> <p>Based upon review of the remaining three proposals, Staff is recommending approval of Resolution No. R-24-16 awarding a Contract for Vacuum Excavation and Thermite Welding Services to Corrpro Companies Inc. for the unit prices set forth in its Contract/Proposal initially totaling \$70,795.00, subject to receipt of all contractually required documentation.</p>				Corrpro Companies Inc.	\$70,795.00	Kantex Companies	\$83,125.00	Airy's Inc.	\$324,320.00	Badger Daylighting	Non-responsive bid
Corrpro Companies Inc.	\$70,795.00										
Kantex Companies	\$83,125.00										
Airy's Inc.	\$324,320.00										
Badger Daylighting	Non-responsive bid										
MOTION: To adopt Resolution No. R-24-16.											

DUPAGE WATER COMMISSION

RESOLUTION NO. R-24-16

A RESOLUTION AWARDING A CONTRACT FOR VACUUM EXCAVATION AND THERMITE WELDING SERVICES

WHEREAS, pursuant to Article VIII, Section 5 of the Commission's By-Laws, and as required by State statute, the Commission solicited sealed proposals for Vacuum Excavation and Thermite Welding Services; and

WHEREAS, sealed proposals for Vacuum Excavation and Thermite Welding Services were received on August 8, 2016; and

WHEREAS, based upon staff's review of the proposal, the Board of Commissioners of the DuPage Water Commission has determined that the proposal of Corpro Companies Inc. was the most favorable to the interests of the Commission;

NOW, THEREFORE, BE IT RESOLVED by the Board of Commissioners of the DuPage Water Commission as follows:

SECTION ONE: The foregoing recitals are incorporated herein as findings of the DuPage Water Commission.

SECTION TWO: The DuPage Water Commission hereby awards the Contract for Vacuum Excavation and Thermite Welding Services to Corpro Companies Inc. in accordance with its Contract/Proposal dated (August 5, 2016, a copy of which is attached hereto and incorporated herein as Exhibit "A" conditioned upon the receipt of all contractually required documentation and such other additional information that may be requested by the General Manager of the Commission in accordance with the Commission's Request for Proposals dated July 11, 2016, a copy of which is attached hereto and incorporated herein as Exhibit "B". The compensation to be paid pursuant to the Contract/Proposal incorporated herein as Exhibit "A" shall be limited to the unit prices quoted therein.

Resolution No. R-24-16

SECTION THREE: The General Manager of the Commission is hereby authorized to execute the Contract/Proposal incorporated herein as Exhibit "A", together with all other relevant contractually required documentation, on behalf of the Commission.

SECTION FOUR: This Resolution shall be in full force and effect from and after its adoption.

AYES:

NAYS:

ABSENT:

ADOPTED THIS ____ DAY OF _____, 2016

Chairman

ATTEST:

Clerk

Exhibit A

EXHIBIT A

DuPAGE WATER COMMISSION

CONTRACT/PROPOSAL

VACUUM EXCAVATION AND THERMITE WELDING

Full Name of Bidder Corpro Companies Inc ("Bidder")
Principal Office Address 1055 West Smith Rd, Medina OH, 44256
Local Office Address 845 West Hawthorne Ln, West Chicago, Ill. 60185
Contact Person Paul Bostwick Telephone Number 480 322 4928

TO: DuPage Water Commission ("Owner")
600 East Butterfield Road
Elmhurst, Illinois 60126-4642
Attention: John F. Spatz, Jr.
General Manager

Bidder warrants and represents that Bidder has carefully reviewed and understood all documents included, referred to, or mentioned in this bound set of documents, including Addenda Nos. NONE [if none, write "NONE"], which are securely stapled to the end of this Contract/Proposal.

Terms defined in the Request for Proposals shall have the same meanings in all Contract Documents, including this Contract/Proposal, as ascribed to those terms in the Request for Proposals.

1. Work Proposal

A. Contract and Work. Upon the transmission of the Owner's written notification of Acceptance in the form included herein as Attachment E, Bidder proposes, and agrees, that Bidder shall, at its sole cost and expense, provide, perform, and complete, in the manner specified and described, and upon the terms and conditions set forth, in this Contract/Proposal and the remaining Contract Documents, all of the following, all of which is herein referred to as the "Work":

1. Labor, Equipment, Materials and Supplies. Provide, perform, and complete, in the manner specified and described in this Contract/Proposal, and the remaining Contract Documents, all necessary work, labor, services, transportation, equipment, materials, supplies, information, data, and other means and items necessary for Vacuum Excavation which shall be defined to be a means of soil extraction where water or an air jet is used to break up soil followed by extraction of these materials through a vacuum device, followed by Thermite Welding which shall be defined as a welding process that uses heated liquid metal and slag resulting from the ignition of a mixture of ferric oxide and aluminum particles.

2. Permits. Procure and furnish all permits, licenses, and other governmental approvals and authorizations necessary in connection therewith;

3. Insurance. Procure all insurance specified in this Contract/Proposal;

4. Taxes. Pay all applicable federal, state, and local taxes;

5. Miscellaneous. Do all other things required of Bidder by this Contract/Proposal; and

6. Quality. Provide, perform, and complete all of the foregoing in a proper and workmanlike manner, consistent with highest standards of professional and construction practices, in full compliance with, and as required by or pursuant, to this Contract/Proposal, and with the greatest economy, efficiency, and expedition consistent therewith, with only new, undamaged, and first quality equipment, materials, and supplies.

B. Performance Standards. If this Contract/Proposal is accepted, Bidder proposes, and agrees, that all Work shall be fully provided, performed, and completed in accordance with the Specifications attached hereto and by this reference made a part of this Contract/Proposal as Attachment A. No provision of any referenced standard, specification, manual, or code shall change the duties and responsibilities of Owner or Bidder from those set forth in these Contract Documents.

C. Responsibility for Damage or Loss. If this Contract/Proposal is accepted, Bidder proposes, and agrees, that Bidder shall be responsible and liable for, and shall promptly and without charge to Owner repair or replace, damage done to, and any loss or injury suffered by, Owner, the Work, or other property or persons as a result of the Work.

D. Inspection/Testing/Rejection. Owner shall have the right to inspect all or any part of the Work and to reject all or any part of the Work that is, in Owner's judgment, defective or damaged or that in any way fails to conform strictly to the requirements of these Contract Documents and Owner, without limiting its other rights or remedies, may require correction or replacement at Bidder's cost, perform or have performed all Work necessary to complete or correct all or any part of the Work that is defective, damaged, or nonconforming and charge Bidder with any excess cost incurred thereby, or cancel all or any part of any order or these Contract Documents. Work so rejected may be returned or held at Bidder's expense and risk.

2. Contract Price Proposal

If this Contract/Proposal is accepted, Bidder proposes, and agrees, that Bidder shall take in full payment for all Work and other matters set forth under Section 1 above, including overhead and profit; taxes, contributions, and premiums; and compensation to all subcontractors and suppliers, the compensation set forth below.

A. SCHEDULE OF PRICES

For providing, performing, and completing all Work, the sum of the products resulting from multiplying the actual number of acceptable units of Unit Price Items listed in the Schedule of Prices attached hereto as Attachment D by the Unit Price set forth the Schedule of Prices attached hereto as Attachment D for such Unit Price Item.

B. BASIS FOR DETERMINING PRICES

It is expressly understood and agreed that:

1. All prices stated in the Schedule of Prices are firm and shall not be subject to escalation or change;
2. Owner is not subject to state or local sales, use, and excise taxes, that no such taxes are included in the Schedule of Prices, and that all claim or right to claim any additional compensation by reason of the payment of any such tax is hereby waived and released;
3. All other applicable federal, state, and local taxes of every kind and nature applicable to the Work are included in the Schedule of Prices;
4. The approximate quantities set forth in the Schedule of Prices for each Unit Price Item are Owner's estimate only, that Owner reserves the right to increase or decrease such quantities and that all claim or right to dispute or complain of any such estimated quantity, or to assert that there was any misunderstanding in regard to the nature or amount of any Unit Price Item to be provided or performed, is hereby waived and released; and
5. Any items of Work not specifically listed or referred to in the Schedule of Prices, or not specifically included for payment under any Unit Price Item, shall be deemed incidental to the Contract Price, shall not be measured for payment, and shall not be paid for separately.

C. VALUE OF WORK

It is expressly understood and agreed that the value of the Work shall be determined as follows:

1. The value of Work shall be determined by Owner on the basis of the actual number of Unit Price Items acceptable to the Owner multiplied by the applicable Unit Price set forth in the Schedule of Prices attached hereto as Attachment D.

2. The Contract Price shall be adjusted to reflect the actual number Unit Price Items acceptable to Owner upon final acceptance of the Work by Owner.

D. TIME OF PAYMENT

Owner shall pay to Bidder the value of Work, determined in the manner set forth above. Payment shall be in an amount equal to the sum of the number of acceptable units delivered multiplied by the per unit price and shall be made within sixty (60) days of the acceptance of the units.

3. Contract Time Proposal

If this Contract/Proposal is accepted, Bidder proposes, and agrees, that Bidder shall commence the Work within 10 days following Owner's acceptance of this Contract/Proposal (the "Commencement Date"). If this Contract/Proposal is accepted, Bidder proposes, and agrees, that Bidder shall perform the Work diligently and continuously and shall complete the Work not later than 30 calendar days following the Commencement Date.

4. Financial Assurance

A. Insurance. If this Contract/Proposal is accepted, Bidder proposes, and agrees, that Bidder will procure and maintain such insurance as will cover and include the entire obligation assumed by Bidder under the Contract Documents, as well as public liability insurance, including contractual liability, contractors liability and protective liability, automobile liability insurance, including non-owned automobile liability, and Workmen's Compensation and employer's liability insurance as will adequately protect Owner, the Work, and other property and persons against all damages, liability claims, losses and expenses (including attorney's fees) which may arise, or be alleged to have arisen, out of or in connection with Bidder's performance of, or failure to perform, the Work or any part thereof.

The Owner, its officials, agents, employees and volunteers are to be covered as additional insured as respects: liability arising out of the Bidder's Work, including activities performed by or on behalf of the Bidder; products and completed operations of the Bidder; premises owned, leased or used by the Bidder; or automobiles owned, leased, hired or borrowed by the Bidder. The Bidder's insurance coverage shall be primary and non-contributory as respects the Owner, its officials, agents, employees and volunteers. Prior to commencing the Work, Bidder shall furnish the Owner with certificates of insurance naming the Owner, its officials, employees, agents and volunteers as additional insureds, and with original endorsements affecting coverage required by this Section.

B. Indemnification. If this Contract/Proposal is accepted, Bidder proposes, and agrees, that Bidder shall indemnify, save harmless, and defend Owner against all damages, liability, claims, losses, and expenses (including attorneys' fees) that may arise, or be alleged to have arisen, out of or in connection with Bidder's performance of, or failure to perform, the Work or any part thereof, or any failure to meet the representations and warranties set forth in Section 6 of this Contract/Proposal.

C. **Performance and Payment Bond.** If this Contract/Proposal is accepted, Bidder shall with 10 days, but prior to the commencement of the Work, post with and for the benefit of the Owner a performance and payment bond on forms reasonably acceptable to the Owner in the penal sum of \$100,000.

D. **Penalties.** If this Contract/Proposal is accepted, Bidder proposes, and agrees, that Bidder shall be solely liable for any fines or civil penalties that are imposed by any governmental or quasi-governmental agency or body that may arise, or be alleged to have arisen, out of or in connection with Bidder's performance of, or failure to perform, the Work or any part thereof.

5. **Firm Proposal**

All prices and other terms stated in this Contract/Proposal are firm and shall not be subject to withdrawal, escalation, or change provided Owner accepts this Contract/Proposal within 60 days after the date this sealed Contract/Proposal is opened.

6. **Bidder's Representations and Warranties**

In order to induce Owner to accept this Contract/Proposal, Bidder hereby represents and warrants as follows:

A. **The Work.** The Work, and all of its components, shall be of merchantable quality; shall be free from any latent or patent defects and flaws in workmanship, materials, and design; shall strictly conform to the requirements of this Contract/Proposal and these Contract Documents, including, without limitation, the performance standards set forth in Section 1B of this Contract/Proposal; and shall be fit, sufficient, and suitable for the purposes expressed in, or reasonably inferred from, this Contract/Proposal and these Contract Documents and the warranties expressed herein shall be in addition to any other warranties expressed or implied by law, which are hereby reserved unto Owner. Bidder shall, promptly and without charge, correct any failure to fulfill the above warranty at any time within two years after final payment or such longer period as may be prescribed in the performance standards set forth in Section 1B of this Contract/Proposal, the Contract Documents or by law. The above warranty shall be extended automatically to cover all repaired and replacement parts and labor provided or performed under such warranty and Bidder's obligation to correct Work shall be extended for a period of two years from the date of such repair or replacement. The time period established in this Section 6A relates only to the specific obligation of Bidder to correct Work and shall not be construed to establish a period of limitation with respect to other obligations that Bidder has under this Contract/Proposal and the Contract Documents.

B. **Compliance with Laws.** The Work, and all of its components, shall be provided, performed, and completed in compliance with, and Bidder agrees to be bound by, all applicable federal, state, and local laws, orders, rules, and regulations, as they may be modified or amended from time to time; any statutes requiring preference to laborers of specified classes; the Illinois Steel Products Procurement Act, 30 ILCS 565/1 *et seq.*; any statutes prohibiting discrimination because of, or requiring affirmative action based on, race, creed, color, national origin, age, sex, or other prohibited classification; and any statutes regarding safety or the performance of the Work.

This Contract calls for the construction of a "public work," within the meaning of the Illinois Prevailing Wage Act, 820 ILCS 130/01 *et seq.* ("the Act"). The Act requires contractors

and subcontractors to pay laborers, workers and mechanics performing services on public works projects no less than the current "prevailing rate of wages" (hourly cash wages plus amount for fringe benefits) in the county where the work is performed. The Department publishes the prevailing wage rates on its website at <http://labor.illinois.gov/>. The Department revises the prevailing wage rates and the Bidder has an obligation to check the Department's website for revisions to prevailing wage rates. For more information regarding current prevailing wage rates, please refer to the Illinois Department of Labor's website. All contractors and subcontractors rendering services under this Contract must comply with all requirements of the Act, *including but not limited to*, all wage requirements and notice and record keeping duties.

C. **Not Barred.** Bidder is not barred by law from contracting with Owner or with any other unit of state or local government for any reason, including without limitation as a result of (i) a violation of either Section 33E-3 or Section 33E-4 of Article 33 of the Criminal Code of 1961, 720 ILCS 5/33E-1 *et seq.*; or (ii) a violation of the USA Patriot Act of 2001, 107 Public Law 56 (October 26, 2001) (the "Patriot Act") or other statutes, orders, rules, and regulations of the United States government and its various executive departments, agencies and offices related to the subject matter of the Patriot Act, including, but not limited to, Executive Order 13224 effective September 24, 2001. Bidder is not acting, directly or indirectly, for or on behalf of any person, group, entity or nation named by the United States Treasury Department as a Specially Designated National and Blocked Person, or for or on behalf of any person, group, entity or nation designated in Presidential Executive Order 13224 as a person who commits, threatens to commit, or supports terrorism; and Bidder is not engaged in this transaction directly or indirectly on behalf of, or facilitating this transaction directly or indirectly on behalf of, any such person, group, entity or nation.

D. **Qualified.** Bidder has the requisite experience, ability, capital, facilities, plant, organization, and staff to enable Bidder to perform the Work successfully and promptly and to commence and complete the Work within the Contract Price and Contract Time Proposals set forth above.

In submitting this Contract/Proposal, Bidder acknowledges and agrees that:

7. **Acknowledgments**

A. **Reliance.** Owner is relying on all warranties, representations, and statements made by Bidder in this Contract/Proposal and related Contract Documents.

B. **Reservation of Rights.** Owner reserves the right to reject any and all proposals, reserves the right to reject the low price proposal, and reserves such other rights as are set forth in the Instructions to Bidders.

C. **Acceptance.** If this Contract/Proposal is accepted, Bidder shall be bound by each and every term, condition, or provision contained in this Contract/Proposal and the remaining Contract Documents including those terms contained in Owner's written notification of Acceptance attached hereto as Attachment E.

D. **Remedies.** In the event of a breach or violation of any term or condition of this Contract/Proposal or any of the other Contract Documents, Owner shall have recourse through any

remedy available at law or in equity and all such remedies shall be cumulative.

E. No Waiver. No examination, inspection, investigation, test, measurement, review, determination, decision, certificate, or approval by Owner, whether before or after Owner's acceptance of this Contract/Proposal; nor any information or data supplied by Owner, whether before or after Owner's acceptance of this Contract/Proposal; nor any order by Owner for the payment of money; nor any payment for, or use, possession, or acceptance of, the whole or any part of the Work by Owner; nor any extension of time granted by Owner; nor any delay by Owner in exercising any right under this Contract/Proposal or other Contract Document; nor any other act or omission of Owner shall constitute or be deemed to be an acceptance of any defective, damaged, or nonconforming Work, nor operate to waive or otherwise diminish the effect of any representation or warranty made by Bidder, or of any requirement or provision of this Contract/Proposal or other Contract Document; or of any remedy, power, or right of Owner.

F. Severability. The provisions of this Contract/Proposal together with the other Contract Documents shall be interpreted when possible to sustain their legality and enforceability as a whole. In the event any provision of this Contract/Proposal together with the other Contract Documents shall be held invalid, illegal, or unenforceable by a court of competent jurisdiction, in whole or in part, neither the validity of the remaining part of such provision, nor the validity of any other provisions of this Contract/Proposal or other Contract Documents shall be in any way affected thereby.

G. Amendments. No modification, addition, deletion, revision, alteration, or other change to this Contract/Proposal or other Contract Documents shall be effective unless and until such change is reduced to writing and executed and delivered by Owner and Bidder.

H. Assignment. Neither this Contract/Proposal or other Contract Documents, nor any interest herein, shall be assigned or subcontracted, in whole or in part, by Bidder except upon the prior written consent of Owner.

I. Governing Law. This Contract/Proposal and other Contract Documents and the rights of the parties under this Contract/Proposal and other Contract Documents shall be interpreted according to the internal laws, but not the conflict of law rules, of the State of Illinois. Every provision of law required by law to be inserted into this Contract/Proposal or other Contract Documents shall be deemed to be inserted herein.

DATED this 5th day of August 20106

Bidder's Status: Ohio Corporation () Partnership () Individual Proprietor
(State) (State)

Bidder's Name: Corpro Companies, Inc.

Doing Business As (if different): _____

Signature of Bidder or Authorized Agent: Paul C. Bostwick

(corporate seal)
(if corporation)

Printed Name: Paul C. Bostwick

Title/Position: Operations Manager

Bidder's Business Address: 845 W. Hawthorne Ln., West Chicago, IL 60185

Bidder's Business Telephone: 630-483-2500 Facsimile: 630-483-2555

If a Corporation or Partnership, list all Officers or Partners:

NAME	TITLE	ADDRESS
Charles R. Gordan	President / CEO	17988 Edison Ave Chesterfield, MO 63005
David A. Martin	Executive VP / CFO	17988 Edison Ave. Chesterfield, MO 63005
David F. Morris	Executive VP / Chief Administrative Officer and General Counsel	17988 Edison Ave. Chesterfield, MO 63005

Attachment A

SPECIFICATIONS

If the Contract/Proposal is accepted, Bidder proposes, and agrees, that all Work shall be fully provided, performed, and completed in accordance with the following specifications:

1. Scope of Work

- A. The DuPage Water Commission (the Commission) maintains approximately 200 miles of water distribution mains located within DuPage and Cook Counties Illinois. The distribution mains are constructed of Steel Cylinder Pipe, Pre-Cast Concrete Pressure Pipe, and Ductile Iron Pipe and range in size from 16 to 90 inches in diameter. The Commission wishes to utilize Vacuum Excavating and Thermite Welding to install cathodic protection test leads on Steel Cylinder Pipe at certain locations within its distribution system depicted on Attachment B. The exact locations of the Work will be field located by Commission personnel at the locations generally described in Attachment C. The depths of the excavations will vary and may range from a minimum of 5 ft. to a maximum of 20ft in depth and will extend through various types of soil.

2. Performance of The Work

- A. No work shall be performed without the presence of a Commission representative.
- B. The Contractor will be responsible for determining the locations of all underground utilities and shall comply with the Illinois Underground Utility Facilities Damage Prevention Act. The Contractor shall contact the State-Of Illinois One-Call Notice System, commonly referred to as J.U.L.I.E. by telephoning 811 or 1-800-892-0123 at least 48 hours prior to excavation. This work shall not be paid for separately but shall be considered as incidental to the contract.
- C. The Contractor shall vacuum excavate and visually confirm the location of Commission steel pipes. The pipes protective coating shall be removed approximately 6" in diameter to expose the steel cylinder onto which 2--#10 solid THHN wires shall be Thermite Welded to the steel main. The wires shall be brought to the surface and terminated 12 foot above grade. The exposed steel shall be immediately protected by applying 3M Scotchkote Liquid Epoxy Coating 323, or an approved equal meeting the requirements of AWWA C210, to the manufactures recommended thickness. The entire excavated area shall be backfilled using clean, dry, coarse aggregate CA-6, and shall be placed immediately after the protective coat has been applied. No excavations shall be allowed to remain open overnight.

3. Safety

- A. Bidder is required to independently assess the potentially hazardous conditions at the Work Site and take the necessary precautions to ensure a safe workplace pursuant to the Contract/Proposal and Bidder's legal obligations. Bidder must ensure that all personnel observe all appropriate safety precautions when working at the Work Site.
- B. Neither the Owner, nor any official or employee of the Owner, nor any authorized assistant or agent of any of them, shall be responsible for the adequacy of the Contractor's safety measures in, on, or near the Work site or sites. The Owner shall not provide design or construction review relating to the Contractor's safety precautions required for the Contractor to perform the Work.
- C. Neither the Owner, nor any official or employee of the Owner, nor any authorized assistant or agent of any of them, shall be responsible for conditions at the Work site or sites, nor for the safety of persons or property, during the performance of the Work.

4. Method of Measurement

- A. The number of units paid for under Pay Item Number 1. Vacuum Excavation—Straight Time, and Pay Item Number 2. Vacuum Excavation—Overtime, when previously authorized in writing by the Commission, shall be for the time engaged in on-site mobilization and demobilization and in the direct performance of Vacuum Excavation—Thermite Welding work. Portal to portal travel to and from the Contractor's base of operation, travel between work sites, travel to and from offsite disposal sites, travel to and from offsite water sources, providing traffic control and protection, if required at the work site by the permitting authority, shall be deemed incidental to the Contract Price, shall not be measured for payment, and shall not be paid for separately. The Contractor shall not perform, nor be compensated for, overtime work unless such overtime work has been previously authorized by the Commission in writing. For the purpose of this proposal, overtime work shall be defined as time worked in excess of a normal eight (8) hour day Monday through Friday, Saturdays and Sundays.
- B. The number of units paid for under Pay Item Number 3, CA-6 Backfill, shall be paid for by the ton and shall include furnishing, delivering, and placement of CA-6 Backfill in the excavation to the existing surface grade.

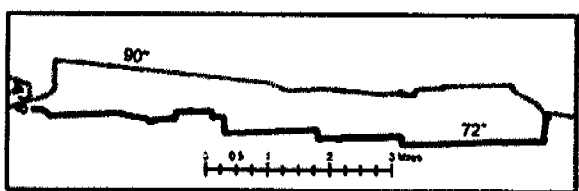
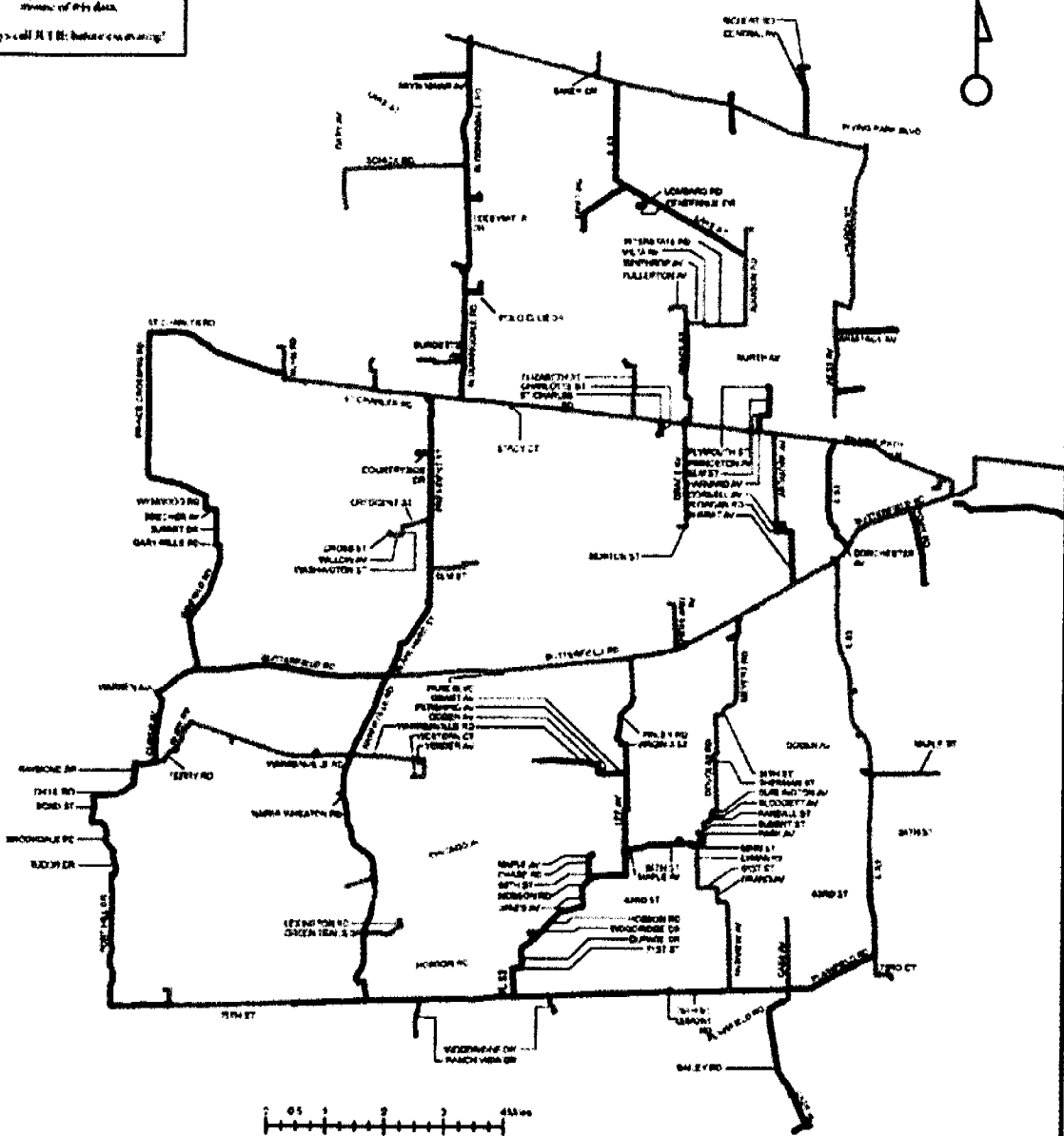
5. Publicity

- A. Owner's name or insignia, photographs of the Work, or any other publicity pertaining to the Work shall not be used in any magazine, trade paper, newspaper, or other medium without the express written consent of Owner.

Attachment B

Data is for reference purposes only.
The Design Water Commission is
not responsible for any use of
anyone of this data.

Always call AT&T before excavating!



Attachment C

Site #	Plan Set	Location	Village	Location	Material
1	TS-3/88(35)	NW Corner of Plainfield Rd and 75th St	Darien	Approximate Station # 463+50	Steel
2	TS-3/88(35)	North 75th St Parkway 75' East of Darien Ln	Darien	Approximate Station # 454+00	Steel
3	TS-3/88(34)	NE Corner of 75th St and Cass Ave	Darien	Approximate Station # 445+30	Steel
4	TS-3/88(22)	North 75th St Parkway 600' West of Devereux Rd	Woodridge	Approximate Station # 298+00	Steel
5	TS-3/88(21)	North 75th St Parkway 100' West of SB I-355 Entrance Ramp	Woodridge	Approximate Station # 278+00	Steel
6	TS-3/88 (12)	North 75th St Parkway 800' West of Green Rd	Woodridge	Approximate Station # 160+00	Steel
7	TS-3/88 (10)	NE Corner of 75th St and Palamino Dr	Naperville	Approximate Station # 130+00	Steel
8	TS-3/88 (9)	North 75th St Parkway 600' West of Palamino Dr	Naperville	Approximate Station # 124+00	Steel
9	TS-3/88 (8)	North 75th St Parkway 400' East of College Rd	Naperville	Approximate Station # 107+00	Steel
10	TS-3/88 (6)	North 75th St Parkway 1300' West of Wherli Rd	Naperville	Approximate Station # 75+60	Steel
11	TS-3/88 (5)	NW Corner of 75th St and Naper Blvd	Naperville	Approximate Station # 57+30	Steel
12	TS-3/88 (3)	North 75th St parkway 400' East of Oxford Ln	Naperville	Approximate Station # 37+90	Steel
13	TS-3/88 (2)	North 75th St parkway 400' East of Washington St	Naperville	Approximate Station # 24+85	Steel
14	TOB E-87 (1B)	South Hobson Rd Parkway 350' East Naper Blvd.	Naperville	Approximate Station # 21+00	Steel
15	TOB E-87 (4)	SE Corner of Naper Blvd. and Rockbridge Dr	Naperville	Approximate Station # 45+00	Steel
16	TOB E-87 (8)	East Naper Blvd Parkway 200' S of Abbywood Dr	Naperville	Approximate Station # 45+00	Steel
17	TOB E-87 (22B)	NW Corner of Roselle Rd and Park Ave	Roselle	Approximate Station # 61+25	DI
18	TOB E-87 (22C)	West Roselle Rd Parkway 800' N of Park Ave	Roselle	Approximate Station # 69+00	DI
19	TOB E-87 (24)	East Roselle Rd Parkway 350' S of Irving Park Rd.	Roselle	Approximate Station # 149+03	DI
20	FN -0289 (1)	South Lake St parkway 500' W of Addison Rd	Addison	Approximate Station # 5+00	DI
21	FN-0289 (2)	South Lake St parkway 250' W of John F Kennedy Dr	Addison	Approximate Station # 20+00	DI
22	FSW (58)	West York Rd parkway 500 S of Harvard St	Elmhurst	Approximate Station # 22+00	DI
23	FSW (48)	SE Corner of Meyers and Butterfield Rd(s)	Oak Brook	Approximate Station # 0+00	DI
24	FSW (48)	East Meyers Rd 500' S of Butterfield Rd	Oak Brook	Approximate Station # 5+00	DI
25	FSW (48)	East Meyers Rd 900' S of Butterfield Rd	Oak Brook	Approximate Station # 9+00	DI

26	FSW (49)	East Meyers Rd 1400' S of Butterfield Rd	Oak Brook	Approximate Station # 14+00	DI
27	TSW-98 (3)	East Raymond Dr Parkway 700' N of Diehl	Naperville	Approximate Station # 36+00	Steel
28	TOB (18)	SE Corner of Naperville & Deihl Rd(s)	Naperville	Approximate Station # 210+00	DI
29	FN (22)	SE Corner of Swift Rd and ComEd ROW	Addison	Approximate Station # 43+50	DI

Attachment D

SCHEDULE OF PRICES

If the Contract/Proposal is accepted, Bidder proposes, and agrees, that Bidder shall take in full payment for all Work and other matters set forth under Section 1 of the Contract/Proposal, including overhead and profit; taxes, contributions, and premiums; and compensation to all subcontractors and suppliers, the compensation set forth below.

For providing, performing, and completing all Work, the sum of the products resulting from multiplying the actual number of acceptable units of Unit Price Items listed below delivered to Owner by the Unit Price set forth below for such Unit Price Item:

Item No.	Description	Unit	A	B	C
			Cost Per Unit	Estimated Number of Units	(AxB) Extension
1	Vacuum Excavation—Thermite Welding Straight Time	Hour	365. ⁰⁰	160	58,400. ⁰⁰
2	Vacuum Excavation—Thermite Welding Overtime	Hour	433. ⁰⁰	15	6,495. ⁰⁰
3	CA-6 Backfill	Ton	29.50	200	5,900. ⁰⁰

TOTAL OF COLUMNS C ITEMS 1-3 seventy thousand seven ninety five Dollars and zero Cents
 (in writing) (in writing)

70,795 Dollars and 00 Cents
 (in figures) (in figures)

B. BASIS FOR DETERMINING PRICES

It is expressly understood and agreed that:

- All prices stated in this Schedule of Prices are firm and shall not be subject to escalation or change;
- Owner is not subject to state or local sales, use, and excise taxes, that no such taxes are included in this Schedule of Prices, and that all claim or right to claim any additional compensation by reason of the payment of any such tax is hereby waived and released;
- All other applicable federal, state, and local taxes of every kind and nature applicable to the Work are included in this Schedule of Prices;
- The approximate quantities set forth in this Schedule of Prices for each Unit Price Item are Owner's estimate only, that Owner reserves the right to increase or decrease such quantities, that payment for each Unit Price Item shall be made only on the actual number of acceptable units of such Unit Price Item delivered to Owner in full compliance with the Contract/Proposal, and that all claim or right to dispute or complain of any such estimated quantity, or to assert that there was any misunderstanding in regard to the nature or amount of any Unit Price Item to be provided or performed, is hereby waived and released; and
- Any items of Work not specifically listed or referred to in this Schedule of Prices, or not specifically included for payment under any Unit Price Item, shall be deemed incidental to the Contract Price, shall not be measured for payment, and shall not be paid for separately.

Signature of Bidder or Authorized Agent: Paul A. Bostwick

Printed Name: Paul Bostwick

Title/Position: Operations Manager

Attachment E

ACCEPTANCE

The Contract/Proposal attached hereto and by this reference incorporated herein and made a part hereof is hereby accepted by the order of the DuPage Water Commission ("Owner") this _____ day of _____, 2016

This Acceptance, together with the Contract/Proposal attached hereto, constitutes the entire and only agreement between the parties relating to the accomplishment of the Work and the compensation therefor and supersedes and merges any other prior or contemporaneous discussions, agreements, or understandings, whether written or oral, and shall prevail over any contradictory or inconsistent terms or conditions contained in any purchase order, acceptance, acknowledgement, invoice, or other standard form used by the parties in the performance of the Contract/Proposal. Any such contradictory or inconsistent terms or conditions shall be deemed objected to by Owner without further notice of objection and shall be of no effect nor in any circumstances binding upon Owner unless accepted by Owner in a written document plainly labeled "Amendment to Contract/Proposal." Acceptance or rejection by Owner of any such contradictory or inconsistent terms or conditions shall not constitute acceptance of any other contradictory or inconsistent terms or conditions.

DuPAGE WATER COMMISSION

By: _____
John F. Spatz, Jr.
General Manager



Exhibit B

DuPAGE WATER COMMISSION

REQUEST FOR PROPOSALS

OWNER:

DuPage Water Commission
600 East Butterfield Road
Elmhurst, Illinois 60126-4642

Owner will receive sealed proposals for the Work generally described as follows:

VACUUM EXCAVATION AND THERMITE WELDING

TO BE SUBMITTED TO DuPage Water Commission, 600 East Butterfield Road, Elmhurst, Illinois 60126-4642, Attention John F. Spatz, Jr., General Manager, BEFORE 1:00 P.M., August 8, 2016.

INSTRUCTIONS TO BIDDERS

Preparation of Proposals

The "Contract Documents" shall be deemed to include this Request for Proposals and the "Contract/Proposal" attached hereto and incorporated herein as Exhibit "A" together with Attachments A through E attached thereto and incorporated therein. The "Work" shall be for "Vacuum Excavation and Thermite Welding" which shall be defined as a means of soil extraction where water or an air jet is used to break up soil followed by extraction of these materials through a vacuum device, followed by Thermite Welding which shall be defined as a welding process that uses heated liquid metal and slag resulting from the ignition of a mixture of ferric oxide and aluminum particles.

All proposals for the Work shall be made only on the blank Contract/Proposal form attached to this Request for Proposals, and shall be complete with a price for each and every item named in the Schedule of Prices attached to the Contract/Proposal form as Attachment D. All proposals shall be dated on page 4 of the Contract/Proposal form and shall be signed by an authorized official, including page 5 of the Contract/Proposal form and the Schedule of Prices attached to the Contract/Proposal form as Attachment D. Proposals that contain omissions, erasures, alterations, or additions not called for, conditional or alternate bids unless called for, or that contain irregularities of any kind may be rejected.

Clarifications

Owner reserves the right to make clarifications, corrections, or changes in this Request for Proposals at any time prior to the time proposals are opened. All bidders or prospective bidders will be informed of said clarifications, corrections, or changes. If any prospective bidder has questions about this Request for Proposals, contact Ed Kazmierczak, Pipeline Supervisor, at 630-834-0100 between the hours of 7:00 AM and 3:30 PM.

Delivery of Proposals

Each proposal shall be submitted in a sealed envelope plainly marked with the title of the contract and bidder's full legal name and shall be addressed and delivered to the place and before the time set forth above. Proposals may be delivered by mail or in person. Proposals received after the time specified above will be returned unopened.

Opening of Proposals

Proposals will be publicly opened and read at the time and place specified above. Bidders, their authorized agents, and interested parties are invited to be present.

Withdrawal of Proposals

No proposal shall be withdrawn for a period of 60 days after the opening of any proposal.

Rejection of Proposals

Proposals that are not submitted on the Contract/Proposal form or that are not prepared in accordance with these Instructions to Bidders may be rejected. If not rejected, Owner may demand correction of any deficiency and accept the deficiently prepared proposal upon compliance with these Instructions to Bidders.

Acceptance of Proposals

Proposals are being solicited pursuant to, and will be acted upon, in accordance with Article VIII, Section 5 of the Owner's By-Laws. Proposals submitted are offers only and the decision to accept or reject is a function of quality, reliability, capability, reputation, and expertise of the bidders.

Owner reserves the right to accept the proposal that is, in its judgment, the best and most favorable to the interests of Owner and to the public; to reject the low price proposal; to accept any item of any proposal; to reject any and all proposals; and to waive irregularities and informalities in any proposal submitted or in the request for proposal process; provided, however, the waiver of any prior defect or informality shall not be considered a waiver of any future or similar defect or informality. Bidders should not rely upon, or anticipate, such waivers in submitting their proposal.

Owner shall notify the successful Bidders of the acceptance of its proposal by the transmission of the Acceptance in the form attached to the Contract/Proposal as Attachment E. Upon the transmission of the Acceptance by the Owner, the Contract Documents shall become the contract for the Work.


DATED this 11th day of July 2016.

DuPAGE WATER COMMISSION

By: /s/ John F. Spatz, Jr.
General Manager

DATE: August 11, 2016

REQUEST FOR BOARD ACTION

AGENDA SECTION	Engineering Committee	ORIGINATING DEPARTMENT	Facilities Construction																
ITEM	A Resolution Awarding a Contract for Masonry Rehabilitation and Window Replacement Work at the DuPage Pumping Station Resolution No. R-25-16	APPROVAL 																	
Account No.: 01-60-771600																			
<p>On June 30, 2016, the Commission invited sealed bids for the rehabilitation of masonry and replacement of windows for the DuPage Pumping Station. The Commission advertised for bids in the Daily Herald, in addition to posting a notice of the invitation on the Commission's web site, with various plan rooms as well as direct solicitation of area contractors. At the time of bidding a total of nineteen (19) contractors held bid packages.</p> <p>Sealed bids were received until 1:00 p.m., local time, August 3, 2016, at which time all bids were publicly opened and read aloud. The following bids were received:</p>																			
		<table border="1"><tr><td>Mertes Contracting Corp., Broadview IL</td><td>\$286,445.00</td></tr><tr><td>Manusos General Contracting, Inc., Fox Lake IL</td><td>\$368,000.00</td></tr><tr><td>D Kersey Construction Co., Northbrook IL</td><td>\$371,390.00</td></tr><tr><td>Chicago Commercial Construction, Chicago IL</td><td>\$385,779.92</td></tr><tr><td>Friedler Construction Co., Chicago IL</td><td>\$474,600.00</td></tr><tr><td>CMM Group, Inc., Lansing IL</td><td>\$476,400.00</td></tr><tr><td>Berglund Construction Co., Chicago IL</td><td>\$489,000.00</td></tr><tr><td>Soumar Masonry Restoration, Inc., Elmhurst IL</td><td>\$793,700.00</td></tr></table>		Mertes Contracting Corp., Broadview IL	\$286,445.00	Manusos General Contracting, Inc., Fox Lake IL	\$368,000.00	D Kersey Construction Co., Northbrook IL	\$371,390.00	Chicago Commercial Construction, Chicago IL	\$385,779.92	Friedler Construction Co., Chicago IL	\$474,600.00	CMM Group, Inc., Lansing IL	\$476,400.00	Berglund Construction Co., Chicago IL	\$489,000.00	Soumar Masonry Restoration, Inc., Elmhurst IL	\$793,700.00
Mertes Contracting Corp., Broadview IL	\$286,445.00																		
Manusos General Contracting, Inc., Fox Lake IL	\$368,000.00																		
D Kersey Construction Co., Northbrook IL	\$371,390.00																		
Chicago Commercial Construction, Chicago IL	\$385,779.92																		
Friedler Construction Co., Chicago IL	\$474,600.00																		
CMM Group, Inc., Lansing IL	\$476,400.00																		
Berglund Construction Co., Chicago IL	\$489,000.00																		
Soumar Masonry Restoration, Inc., Elmhurst IL	\$793,700.00																		
<p>Thus, Resolution No. R-25-16 would award the contract to the lowest responsive bidder, Mertes Contracting Corp., in the bid amount of \$286,445.00.</p> <p>This project is being undertaken as a direct Engineer's recommendation in the 2014/2015 Condition Assessment and was included in the FY-16/17 Management Budget as a Capital Improvement Project.</p>																			
MOTION: To approve Resolution No. R-25-16.																			

DuPAGE WATER COMMISSION

RESOLUTION R-25-16

A RESOLUTION AWARDING A
CONTRACT FOR MASONRY REHABILITATION AND
WINDOW REPLACEMENT WORK

WHEREAS, bids for Masonry Rehabilitation and Window Replacement Work were received on August 3, 2016; and

WHEREAS, based upon staff's review of the proposals received, the Board of Commissioners of the DuPage Water Commission has determined the bid of Mertes Contracting Corp. is the most favorable to the interests of the Commission.

NOW, THEREFORE, BE IT RESOLVED by the Board of Commissioners of the DuPage Water Commission as follows:

SECTION ONE: The foregoing recitals are hereby incorporated herein as findings of the DuPage Water Commission.

SECTION TWO: The DuPage Water Commission hereby awards the Contract for the Masonry Rehabilitation and Window Replacement Work to Mertes Contracting Corp., in the bid amount of \$286,445.00, conditioned upon the receipt of all contractually required documentation and such other additional information that may be requested by the General Manager of the Commission in accordance with the Contract that is acceptable to the DuPage Water Commission.

Resolution No. R-25-16

SECTION THREE: This Resolution shall be in full force and effect from and after its adoption.

AYES:

NAYS:

ABSENT:

ADOPTED THIS _____ DAY OF _____, 2016.


Chairman

ATTEST:

Clerk

Board/Resolutions/R-25-16

REQUEST FOR BOARD ACTION

AGENDA SECTION	Omnibus Vote Requiring Super-Majority or Special Majority Vote	ORIGINATING DEPARTMENT	Operations/Admin
ITEM	A Resolution Suspending the Purchasing Procedures and Authorizing the Execution of a Consulting Agreement with IT Savvy, LLC for Network Management Services. Resolution No. R-26-16	APPROVAL 	

Account Number: 01-60-628000

Resolution No. R-26-16 would approve a Consulting and Network Management Service Agreement with IT Savvy LLC. for Information Technology (IT) consulting services in connection with the Commission Servers, Firewall, Switches, SAN Back-up System, Cloud Storage & Computing, Wireless Network, and other IT projects that may arise.

The Commission relies heavily on technology to operate in the most efficient manner while minimizing staffing. Throughout the years the Commission Information technology needs have grown to a level that has surpassed its current resources. In place of adding specialized IT staff the Commission has decided to engage the services of a IT Consulting firm to provide both remote monitoring and on-call service to allow the Commission to continue operating at the highest level of efficiency.

Due to the sensitive nature of the Commission's IT systems, cyber and critical infrastructure security, the Commission decided to defer from advertise for bids, and in-place invited four local IT Consulting firms to provide quotes for IT Consulting Services.

Firm	Monthly Service	Initial Fee	On-call Services
IT Savvy LLC.	\$6,701.00	\$9,360.00	\$175.00 / Hr
Tympani Inc.	\$6,950.00	\$20,000.00	\$190.00 / Hr
Agility Network Services Inc.	\$9,000.00	\$3,000	\$150.00 / Hr
SWC	No Responsive Bid		

Based on the quotes received it is Staff's recommendation that the Commission enter into a Consulting Agreement with IT Savvy LLC.

MOTION: To approve Resolution No. R-26-16.

DUPAGE WATER COMMISSION

RESOLUTION NO. R-26-16

A RESOLUTION SUSPENDING THE PURCHASING PROCEDURES
AND AUTHORIZING THE EXECUTION OF
A CONSULTING AGREEMENT WITH IT SAVVY, LLC.
FOR CONSULTING SERVICES

WHEREAS, the Commission was formed and exists pursuant to the Water Commission Act of 1985, 70 ILCS 3720/0.01 et seq., and Division 135 of Article 11 of the Illinois Municipal Code, 65 ILCS 5/11-135-1 et seq., for the purpose of securing an adequate source and supply of water for its customers; and

WHEREAS, the Commission desires to obtain monthly management services and from time to time additional IT project work , and IT Savvy, LLC, an Illinois limited Liability Corporation ("Consultant"), desires to provide monthly IT management services and from time to time additional IT project work in connection with the Commission's information technology systems; and

WHEREAS, for ease of administration, the Commission and Consultant desire to enter into a consulting agreement setting forth the terms and conditions pursuant to which the Commission will obtain monthly management services and from time to time additional IT project work, and Consultant will provide monthly management services and from time to time additional IT project work to be approved by the Commission and Consultant; and

WHEREAS, the Commission further desires to obtain under the consulting agreement, and Consultant further desire to provide under the consulting agreement, consulting services in connection with information technology systems;

NOW, THEREFORE, BE IT RESOLVED by the Board of Commissioners of the DuPage Water Commission as follows:

SECTION ONE: The foregoing recitals are hereby incorporated herein and made a part hereof as findings of the Board of Commissioners of the DuPage Water Commission.

SECTION TWO: A Consulting Agreement between the DuPage Water Commission and IT Savvy, LLC. for Consulting Services, in substantially the form attached hereto and by this reference incorporated herein and made a part hereof as Exhibit 1, with such modifications as may be required or approved by the General Manager of the Commission, shall be and it hereby is approved. The General Manager shall be and hereby is authorized and directed to execute the Consulting agreement in substantially the form attached hereto as Exhibit 1 with such modifications as may be required or approved by the General Manager; provided, however, that the Consulting Agreement shall not be so executed on behalf of the Commission unless and until the General Manager shall have been presented with copies of the Consulting Agreement by IT Savvy, LLC.

SECTION THREE: This Resolution shall be in full force and effect from and after its adoption.

AYES:

NAYS:

ABSENT:

ADOPTED THIS ____ DAY OF _____, 2016.

Chairman

ATTEST:

Clerk

EXHIBIT 1



IT PRODUCTS TECHNOLOGY SOLUTIONS PEACE OF MIND

ITsavvy LLC
 313 South Rohlwing Road
 Addison, IL 60101
 www.ITsavvy.com

Quote Details	
Quote #:	2867750
Date:	08/10/2016
Payment Method:	Net 30 Days
Client PO#:	
Shipping Method:	Ground

Bill To:
 DuPage Water Commission
 Accounts Payable
 600 East Butterfield Road
 Elmhurst, IL 60126
 United States
 630-516-1918

Ship To:
 DuPage Water Commission
 Mike Hughes
 600 E Butterfield Rd
 Elmhurst, IL 60126-4642
 United States
 630-516-1918

Client Contact:
 Michael Hughes
 (P) 630-834-0100
 hughes@dpwc.org

Client Executive:
 Jim Mundall
 (P) 630.396.6311
 (F) 630.396.6322
 jmundall@ITsavvy.com

Description: savvyGuard Managed Services - Budgetary Estimate

Item Description	Part #	Tax	Qty	Unit Price	Total
1 savvyGuard NOC Act Remote Monitor/Manage Desktop	NOC-ACT-DT	N	50	\$10.00	\$500.00
2 savvyGuard NOC Act Remote Monitor/Manage Virtual Windows Server	NOC-ACT-SVR	N	20	\$149.00	\$2,980.00
3 savvyGuard NOC Act Remote Monitor/Manage Physical Windows Server	NOC-ACT-SVR	N	2	\$149.00	\$298.00
4 savvyGuard NOC Act Remote/Manage Virtual Host	NOC-ACT-VHOST	N	3	\$149.00	\$447.00
5 savvyGuard NOC Act Remote Monitor/Manage Closet Based Firewall	NOC-ACT-FW	N	1	\$99.00	\$99.00
6 savvyGuard NOC Act Remote Monitor/Manage Closet Based Switch	NOC-ACT-SW	N	5	\$79.00	\$395.00
7 savvyGuard NOC Act Remote Monitor/Manage Closet Based Router	NOC-ACT-RTR	N	2	\$99.00	\$198.00
8 savvyGuard NOC Act Remote Monitor/Manage Storage Area Network	NOC-ACT-SAN	N	4	\$399.00	\$1,596.00
9 savvyGuard NOC Act Remote Monitor/Manage Network Attached Storage	NOC-ACT-NAS	N	1	\$99.00	\$99.00
10 savvyGuard NOC Act Remote Monitor/Manage Backup Application - Up to 5 Targets	NOC-ACT-BU	N	1	\$89.00	\$89.00
Monthly Recurring Fee					\$6,701.00
11 Engineering NOC Onboarding	ASG-ES-ENG	N	1	\$7,800.00	\$7,800.00
12 Engineering Sr. Systems Engineer Note: Active Directory & File System Cleanup	ASG-ES-ENG	N	1	\$1,560.00	\$1,560.00
Subtotal					\$9,360.00

Notes From Your Client Executive

Pricing is for budgetary purposes only and is subject to change based upon a detailed network assessment and final device count.

ITsavvy is always looking to deliver the lowest cost possible to our clients. This results in fluctuating prices that you will find are lower more often than not. However, prices are subject to increases without notice in the event of a manufacturer or distributor price increase. Available inventory is subject to change without notice. This document is a quotation only and is not an order or offer to sell.

We do accept credit cards for payment. However, if the credit card is provided after the order has been invoiced there will be a charge of 3% of the total purchase.

Unless specifically listed above, these prices do NOT include applicable taxes, insurance, shipping, delivery, setup fees, or any cables or cabling services or material.

All non-reoccurring services are 50% due upon signing of contract, 40% due upon delivery of equipment, balance due upon install.

ITsavvy's General Terms and Conditions of Sale, which can be found at www.ITsavvy.com/termsandconditions, shall apply to and are incorporated into all agreements with Client, including all Orders.



4. Investment

Monthly Services Investment

The quote below includes management and equipment monitoring and a One Time Setup Fee.
A detailed quote is provided on the following page.

The breakdown of supportable devices is as follows:

- 50 Windows Desktops
- 2 Physical Windows Servers
- 20 Virtual Windows Servers
- 3 Virtual Host Servers
- 1 Firewall
- 5 Switches
- 2 Routers
- 4 Storage Area Networks
- 1 Network Attached Storage Device
- 1 Data Backup Solution

\$6,701.00 Total Monthly Managed Services Charge

\$7,800.00 One Time Setup Fee

\$1,560.00 Active Directory Cleanup

\$ 9,360.00 Total One Time Charge



Acceptance of Investment

Pricing has been agreed to by the following representatives.

ITsavvy Signature

Date

Client Signature

Date



5. savvyGuard Service Agreement

1. **CANCELLATION:** At any time before implementation or services are begun Client may cancel this Contract by giving written notice thereof to the Service Provider, which notice must be sent by Certified or Registered mail to Service Provider's address set forth above and which notice shall be effective upon its receipt by Service Provider; however, upon cancellation Client agrees to pay to the Service Provider an amount equal to one (1) month of the total Contract Price as liquidated damages, to compensate Service Provider for loss of profits, commissions, commissions to salesman, clerical expenses and any other expenses incidental thereto and/or incurred by Service Provider. Should Service Provider commence installation then Client shall no longer have the privilege of cancellation and shall be bound by the terms of this contract.

2. **MAINTENANCE:** Client will provide Service Provider remote access capability to their voice and/or data systems covered under an ITsavvy Managed Service Agreement. The Client authorized remote access will be used by Service Provider solely to provide the initial remote diagnostic support prior to dispatching of a technician or engineer to the Client's location.

Client's failure to provide remote access to Service Provider prior to dispatch of a technician or engineer in response to a Managed Service Agreement request will result in a billable Service Charge for all onsite visits; notwithstanding the service or maintenance request would have been normally covered under a valid Warranty, Service or Maintenance Agreement.

3. **DEFAULT:** In the event Client shall fail to pay any sum hereunder when due, Client's account is on 'Account Hold' or in arrears on any other account with Service Provider, then, in addition to all other remedies available to Service Provider at law or in equity, and not in limitation thereof, Service Provider may cease providing service until paid in full and then at its option terminate this agreement, retaining all sums theretofore paid hereunder as liquidated damages. Client shall remain liable for any deficiency. Client agrees that if collection of any monies due and owing under this Contract is placed with an attorney or collections agency, the Client will pay all fees and expenses, in addition to any court, attorney's or miscellaneous costs, incurred in connection therewith.

4. **INSURANCE:** All risk of loss or damage to the Equipment or the premises as a result of fire, theft, water, malicious mischief or other casualty, shall be borne by Client. Client agrees to maintain in full force and effect all necessary insurance, including fire and extended coverage insurance for the insurable value of the Equipment. Service Provider shall perform the work hereunder as an independent contractor, and shall have the exclusive control of the manner and means of performing the work.

5. **SUSPENSION OF OBLIGATIONS OF Service Provider:** The obligations of Service Provider hereunder shall be conditioned upon and shall be suspended to the extent and for the period of time that it is hindered or prevented from complying therewith because of labor disturbances, including strikes and lockouts, acts of God, fires, storms, water, unreasonable delays in transportation, governmental action, and any other similar or dissimilar cause beyond Service Provider's control.

6. **BINDING AGREEMENT:** The parties mutually understand and agree that the last act to bind the parties to this agreement shall be the execution and acceptance by ITsavvy.



7. ARBITRATION: The parties hereto mutually understand and agree that in the event that there is any dispute arising out of the execution, performance, completion or failure to complete this agreement or the work hereunder then Client's sole and exclusive remedy shall be by way of arbitration by filing with the American Arbitration Association, to be held in the County of Suffolk, State of New York and the law of the state of New York shall control both the substantive and procedural interpretations governing the execution, construction and performance of the agreement. However, Service Provider shall also have the right to commence an action against Client in the State and Federal Courts sitting in Nassau or Suffolk Counties, New York, and Client hereby consents to jurisdiction in said courts.

8. ENTIRE AGREEMENT:

This agreement supersedes all negotiations and constitutes the entire agreement between ITsavvy and Client with respect to the Services covered by this agreement. No representation or statement not expressed herein shall be binding upon Service Provider, and this agreement may be changed or amended only by an instrument in writing signed by both parties.

9. NON-SOLICITATION: Each party, its affiliates, subsidiaries and representatives agree, for a period of three (3) years, not to directly, or indirectly solicit for employment or employ any person who is now employed or retained by the other party or any affiliate without the prior written consent of the respective party.

10. BACK-UP FEES: If off site back up data storage is being leveraged through ITsavvy and the Client's data store volume at the end of the month exceeds the initial contracted base data store volume, Client will be charged an additional monthly charge of \$2.49 per GIG for each additional GIG of data stored.

11. RESPONSIBILITY OF MAINTAINING AND SUPPORTING SOFTWARE: Client legacy and purchased software or custom applications purchased from manufacturers or third party vendors other than ITsavvy is the responsibility of Client. Software and applications purchased from ITsavvy will be supported and maintained by ITsavvy. Licensing and software assurance renewals on Client owned software will be at the sole cost and responsibility of the Client.

12. COPYRIGHT: This document contains confidential and proprietary information of ITsavvy and is protected by Copyright laws. Unauthorized use, duplication, disclosure or modification of this document in whole or in part without the written consent of ITsavvy is strictly prohibited. By providing this document, ITsavvy is not making any representations regarding the correctness or completeness of its contents and reserves the right to alter this document at any time without notice. Because of the inherent complex nature of computer and network software, ITsavvy makes no warranties, either expressed or implied regarding software interoperability between its communications system (Products Sold) and client's software or hardware, whether sold by ITsavvy or existing on client's network. This includes but is not limited to CTI, Citrix, Blackberry, Unified Communications, Fax over IP and Voice over IP. ITsavvy will make best efforts to resolve client network issues. You agree we have the right to use your logo or reference your company name when using any/all-marketing materials. All Rights reserved.



6. Appendices

savvyGuard Client Testimonials

"When I have an IT problem, it means someone in my company can't work, and I'm losing money. ITsavvy makes my problems a priority. ITsavvy understands my needs and has been a long standing partner"

IT Manager, Wine Manufacturing Company

"Knowing that you are on the end of the phone makes my job a lot easier. Having I.T. support and assistance with ITsavvy gives me not just one person, but a whole technical department without the cost. The advice you have given to us on new equipment, servers and technology to help make our office run smoothly has always been exemplary."

IT Director, Healthcare Company

"ITsavvy addresses all our needs for hardware purchasing, installation, and support. They've gone above and beyond with help desk support, and they maintain engagement—taking on special projects and making informed recommendations."

Chief Operating Office & Vice-President, Entertainment Company

savvyGuard Client References

Available by request.



savvy

IT PRODUCTS
TECHNOLOGY SOLUTIONS
PEACE OF MIND[®]

LOCATIONS

Corporate Headquarters

313 South Rohlwing Road
Addison, IL 60101
Main 630.396.6300
Fax 630.396.6322

Chicago Office

30 West Monroe Street
Suite 1400
Chicago, IL 60603

Iowa

249 Research Parkway
Suite 230
Davenport, IA 52806

California

1255 Treat Boulevard
Suite 300
Walnut Creek, CA 94597

Ohio

70 Birch Alley
Suite 240 Building B
Beavercreek, OH 45440

Long Island

90 Adams Avenue
Hauppauge, NY 11788
Main: 1-800-871-3663

New York

469 Seventh Ave
New York, NY 10018

Miami

8300 NW 53rd Street
Suite 350-018
Doral, FL 33166

REQUEST FOR BOARD ACTION

AGENDA SECTION	Engineering & Construction Committee	ORIGINATING DEPARTMENT	Instrumentation / Remote Facilities
ITEM	QRE-7.003 Work Authorization Order Change Order to Windy City Electric Co. for Cost Increase	APPROVAL	
Account Number: 01-60-663300			
<p>The Commission entered into certain agreements dated December 29, 2015, with McWilliams Electric Co. Inc. and with Windy City Electric Co. for quick response electrical work as needed through the issuance of Work Authorization Orders.</p>			
<p>Work Authorization Order No. 003 was approved under Resolution R-11-16 at the April 21, 2016 DuPage Water Commission Meeting. The Work Authorization was issued to Windy City Electric Co. The work consisted of two parts: Part A was to re-route buried conduits around a buried manhole vault, so the frame and lid could be raised to ground level. Part B was to install a new conduit path for fiber from AT&T's hand hole into the pump stations equipment room.</p>			
<p>There were unforeseen conditions that were not figured into the original estimate that exceeded the approved amount on Resolution R-11-16 by \$9,337.49. The security conduits in Part A that were re-routed were encased in concrete that had to be exposed, in addition the overall conduit path was longer than expected causing additional cost in wire. During Part B there was excessive manual labor required: a) Hand digging much of the trench for the 4" conduit that the mini excavator could not be used for, because of large rock, debris, and concrete encased conduits. b) Manually loading 28,000 pounds of yard waste to be hauled away for proper disposal. c) A security conduit that was not located was damaged and had to be repaired by pulling out the wires, repairing the conduit and pulling back and terminating the wires.</p>			
<p>Staff has reviewed the invoice and all supporting documentation for accuracy. The terms of the contract provides paying the actual costs plus the bid percentage markup on labor, parts, and equipment. The final cost of \$49,337.49 is less than McWilliams original estimate of \$55,280.00.</p>			
<p>Approval of this Change Order would increase the approved cost of \$40,000.00 to \$49,337.49.</p>			
<p>MOTION: To authorize an increase in cost from \$40,000.00 to \$49,337.49 for QRE-7.003 Work Authorization Order previously approved on Resolution R-11-16.</p>			

CHANGE ORDER

THE DU PAGE WATER COMMISSION

SHEET 1 OF 2

PROJECT NAME: QRE-7.003 WAO

CHANGE ORDER NO. 1

LOCATION: DuPage Pumping Station Top of Reservoir

CONTRACTOR: Windy City Electric Co.

DATE: August 10, 2016

I. A. DESCRIPTION OF CHANGES INVOLVED:

Increase the approved total cost on Resolution R-11-16 of \$40,000.00 to \$49,337.49.

B. REASON FOR CHANGE:

There were unforeseen conditions that were not figured into the original estimate. The security conduits in Part A that were re-routed were encased in concrete and had to be exposed and the conduit path was also longer than expected causing additional cost in wire. During Part B there was excessive manual labor required: a) Hand digging much of the trench for the 4" conduit that the mini excavator could not be used for, because of large rock, debris, and concrete encased conduits. b) Manually loading 28,000 pounds of yard waste to be hauled away for proper disposal. c) A security conduit that was not located was damaged and had to be repaired by pulling out the wires, repairing the conduit and pulling back and terminating the wires.

C. REVISION IN PRICE:

Increase of \$9,337.49

II. CHANGE ORDER CONDITIONS:

1. This Change Order, unless otherwise provided herein, does not relieve the Contractor from strict compliance with the guarantee provisions of the Original Contract.

CHANGE ORDER NO. 1

III. ADJUSTMENTS IN AMOUNT OF CONTRACT:

1.	Amount of Original Work Authorization Order (WAO)	\$	40,000.00
2.	Addition to WAO Due To This Change Order	\$	9,337.49
3.	Amount of WAO Including This Change Order	\$	49,337.49

ACCEPTED: CONTRACTOR: McWilliams Electric Co., Inc.

BY: _____ (_____)
Signature of Authorized Representative Date

DU PAGE WATER COMMISSION:

BY: _____ (_____)
John Spatz Date
General Manager



DuPage Water Commission

MEMORANDUM

TO: John Spatz, General Manager

FROM: Cheryl Peterson, Financial Administrator *CAP*

DATE: July 12, 2016

SUBJECT: Accounts Payable Listings

Following is a summary of the Accounts Payable to be considered at the July 21, 2016 Commission meeting:

June 7, 2016 to July 12, 2016 A/P Report	\$9,769,999.73
Accrued and estimated payments required before August 2016 Commission meeting	<u>1,309,475.00</u>
Total	<u>\$11,079,474.73</u>

cc: Chairman and Commissioners

**DUPAGE WATER COMMISSION
ITEMS TO BE PAID BY 8-18-16
Board Meeting Date: July 21, 2016**

Estimate Amount	Description	Check Number	Payment Date	Payment Amount
49,000.00	Blue Cross Blue Shield - Health Insurance			
6,000.00	Euclid Managers - Dental Insurance			
10,000.00	Illinois Public Risk Fund - Workers Comp.			
200.00	Envision Health Care - Administration Fees			
300.00	Healthiest You			
20,000.00	ComEd - Utility Charges			
300,000.00	Constellation (Exelon Energy) - Utility Charges			
180,000.00	City of Chicago - Lexington. Electric			
2,000.00	City of Chicago - Repairs & Maintenance			
2,000.00	City of Naperville -Meter Station Electric Bills			
15,000.00	Nicor - Gas			
250.00	Comcast - Internet Service			
2,000.00	AT & T - Telephone Charges			
2,600.00	AT & T - Scada Backhaul Network			
1,000.00	Fed - Ex - Postage/Delivery			
5,000.00	Procurement Card Charges			
200.00	Anderson - Pest Control			
400.00	Republic Services - Disposal Services			
200.00	Elecsys - Cell Data Services			
1,500.00	Konica Minolta - Copy and Lease Charges			
525.00	Pitney Bowes - Postage			
8,000.00	Grainger - Supplies for Operations			
2,500.00	Verizon - Wireless Service			
1,250.00	William Fates - Treasurer			
5,200.00	Baker Tilly			
3,500.00	Gorski & Good			
1,500.00	Rory Group			
6,000.00	John J. Millner & Assoc			
200.00	Edward Coughlin/Ken Labin - Security			
250.00	Storino Ramello & Durkin			
300.00	Local 399 Training courses			
2,500.00	Air Comfort - HVAC Services			
100.00	Aramark - Supplies			
4,500.00	Chicago Tribune - Legal Notice			
500.00	Comsearch - Frequency Protection			
200.00	Construction Safety Council - Training			
600.00	Daily Herald (Paddock) - Legal Notices			
1,100.00	DLT Solutions - Subscription Renewal			

DUPAGE WATER COMMISSION
ITEMS TO BE PAID BY 8-18-16
Board Meeting Date: July 21, 2016

500.00 Dreisilker - HVAC motor
300.00 Esscoe - Fire Alarm Panel Service
4,000.00 FE Moran - Security Fire System Services
50.00 Five Star - Safety boots
200.00 IBackup - Data Backup Service
5,000.00 IT Savvy LLC - Internet
1,600.00 Mansfield - Gasoline
2,600.00 Mettler Toledo - Meter Station Services
700.00 Mozy - Data Backup Services
1,800.00 National Safety Edu. Center - Training
2,700.00 Neenah - Inner lids for AR frame
500.00 Red Wing - Safety Boots
200.00 Sherwin Williams - Paint
300.00 Specialty Mat - Cleaning Services
50.00 Staples - Office Supplies
1,800.00 Stenstrom - Software for diesel fuel monitor
800.00 Transcat - Annual Cal and Data
650,000.00 Era-Valdivia - Standpipe Rehab

1,309,475.00



DuPage Water Commission

Board Open Payable Report

As Of 07/12/2016

Summarized by Payable Account

Payable Number	Description	Post Date	Payable Amount	Net Amount
Payable Account: <u>01-211000 - ACCOUNTS PAYABLE</u>				
Vendor: <u>1088</u> <u>INV0001091</u>	AMERICAN WATER WORKS ASSOCIATION Membership renewal: McGhee	06/16/2016	330.00	Payable Count: (1) 330.00
Vendor: <u>1802</u> <u>BT994103</u>	BAKER TILLY VIRCHOW KRAUSE, LLP PROFESSIONAL SERVICES 5/20-6/23/16	06/30/2016	4,653.00	Payable Count: (1) 4,653.00
Vendor: <u>1017</u> <u>288-106860-01</u> <u>288-106893-01</u>	BATTERIES PLUS Replacement batteries for fire panels Batteries	06/23/2016 06/30/2016	304.14 155.78	Payable Count: (2) 459.92 304.14 155.78
Vendor: <u>1980</u> <u>25840</u> <u>25841</u>	BEARY LANDSCAPE MANAGEMENT LAWN MAINTENANCE: June 2016 TANK SITE LANDSCAPING: June 2016	06/30/2016 06/30/2016	2,252.50 1,504.25	Payable Count: (2) 3,756.75 2,252.50 1,504.25
Vendor: <u>2017</u> <u>396</u> <u>408</u>	BEDROCK EARTHSCAPES, LLC SERVICE VISIT - 6/24/16 Reservoir Native Grass Restoration	06/29/2016 06/30/2016	882.00 4,300.00	Payable Count: (2) 5,182.00 882.00 4,300.00
Vendor: <u>1692</u> <u>26107</u> <u>26756</u>	BRIDGEPOINT TECHNOLOGIES Hosting Services Hosting Services: July 2016	06/16/2016 07/12/2016	45.00 45.00	Payable Count: (2) 90.00 45.00 45.00
Vendor: <u>1332</u> <u>5363435</u>	CASSIDY TIRE & SERVICE Vehicle Repairs: M66159	06/14/2016	79.99	Payable Count: (1) 79.99
Vendor: <u>1091</u> <u>8402777862</u>	CINTAS FIRST AID & SAFETY Safety Supplies	07/12/2016	472.71	Payable Count: (1) 472.71
Vendor: <u>1134</u> <u>INV0001118</u> <u>INV0001119</u>	CITY OF CHICAGO DEPARTMENT OF WATER LEX PUMP STATION LABOR: May 2016 LEX PS REPAIRS & MAINTENANCE	06/29/2016 06/29/2016	27,658.33 21,962.14	Payable Count: (2) 49,620.47 27,658.33 21,962.14
Vendor: <u>1135</u> <u>INV0001141</u>	CITY OF CHICAGO SUPERINTENDENT OF WATER COLLECTION WATER BILLING: June 2016	06/30/2016	9,646,547.76	Payable Count: (1) 9,646,547.76
Vendor: <u>1821</u> <u>152480</u>	COLLEY ELEVATOR COMPANY Elevator Inspection	06/30/2016	215.00	Payable Count: (1) 215.00
Vendor: <u>1797</u> <u>INV0001127</u>	DANIEL J. LOFTUS Service as Commissioner: January-June 2016	07/05/2016	300.00	Payable Count: (1) 300.00
Vendor: <u>1798</u> <u>INV0001129</u>	DAVID C. RUSSO Service as Commissioner: January-June 2016	07/05/2016	300.00	Payable Count: (1) 300.00
Vendor: <u>2076</u> <u>INV0001128</u>	DAVID NOVOTNY Service as Commissioner: January-June 2016	07/05/2016	300.00	Payable Count: (1) 300.00
Vendor: <u>2080</u> <u>16-0663</u>	DIXON ENGINEERING, INC. Tank Rehab	06/30/2016	20,219.40	Payable Count: (1) 20,219.40
Vendor: <u>2003</u> <u>5606</u>	ECO CLEAN MAINTENANCE, INC. JANITORIAL SERVICE: June 2016	06/30/2016	1,572.00	Payable Count: (1) 1,572.00
Vendor: <u>1843</u> <u>IN1230719</u>	FLEETMATIC VEHICLE TRACKING SUBSCRIPTION	06/30/2016	486.22	Payable Count: (1) 486.22
Vendor: <u>1892</u> <u>INV0001138</u>	GORSKI & GOOD, LLP ATTORNEY FEE: June 2016	06/30/2016	2,680.00	Payable Count: (1) 2,680.00

Board Open Payable Report

As Of 07/12/2016

Payable Number	Description	Post Date	Payable Amount	Payable Count:	Net Amount
Vendor: 2037 <u>1343</u>	GREEN WINDOW CLEANING SERVICES MONTHLY CLEANING: June 2016	06/21/2016	453.50	(1)	453.50
Vendor: 1068 <u>9982473</u> <u>9998541</u>	HACH COMPANY Monthly Chemicals Monthly Chemicals	06/30/2016 07/12/2016	309.89 388.94	(2)	698.83 309.89 388.94
Vendor: 1425 <u>049722</u>	HR PLUS Background check	06/29/2016	82.55	(1)	82.55
Vendor: 1063 <u>200022942</u> <u>200023878</u>	ILLINOIS SECTION AWWA Training: McGhee & Weed Training: Ladegaard	06/14/2016 06/30/2016	40.00 64.00	(2)	104.00 40.00 64.00
Vendor: 1904 <u>00882052</u>	IT SAVVY LLC Microsoft Surface Book	06/23/2016	1,686.05	(1)	1,686.05
Vendor: 2077 <u>INV0001130</u>	JOSEPH FENNELL Service as Commissioner: January-June 2016	07/05/2016	300.00	(1)	300.00
Vendor: 1032 <u>2016-0456-03</u>	JULIE, INC. UTILITY LOCATS: JULY-SEPT 2016	07/05/2016	16,983.95	(1)	16,983.95
Vendor: 1795 <u>INV0001131</u>	LAURA CRAWFORD Service as Commissioner: January-June 2016	07/05/2016	300.00	(1)	300.00
Vendor: 2138 <u>8333</u>	Locker Room Red Wing Embroidery	06/30/2016	8.00	(1)	8.00
Vendor: 1054 <u>64595359</u> <u>67825190</u>	MCMASTER-CARR SUPPLY COMPANY Stainless steel screen for reservoir project Maintenance Supplies	06/14/2016 06/30/2016	154.08 327.02	(2)	481.10 154.08 327.02
Vendor: 1799 <u>INV0001132</u>	MICHAEL R. SCHECK Service as Commissioner: January-June 2016	07/05/2016	300.00	(1)	300.00
Vendor: 1395 <u>848402626001</u> <u>848403044001</u>	OFFICE DEPOT Office Supplies Office Supplies	06/30/2016 06/30/2016	191.56 17.38	(2)	208.94 191.56 17.38
Vendor: 2026 <u>32556</u>	ONYX Supplies	06/30/2016	271.59	(1)	271.59
Vendor: 1838 <u>12688434</u>	PCS INDUSTRIES Vacuum replacement part	06/14/2016	132.36	(1)	132.36
Vendor: 1321 <u>84098</u>	PERSPECTIVES, LTD. EMPLOYEE ASSISTANCE SVC: 3rd QUARTER	07/05/2016	273.00	(1)	273.00
Vendor: 2059 <u>201621</u>	REACH HR Consulting, LLC Review and edit of procedures	06/30/2016	750.00	(1)	750.00
Vendor: 1059 <u>000000010-045</u> <u>000000006-045</u> <u>000000007-045</u> <u>000000018-45</u>	RED WING SHOE STORE Uniforms: Weed Safety Shoes: Leanos Safety Shoes: Castaneda Safety Clothes: Leanos	06/16/2016 06/30/2016 07/12/2016 07/12/2016	34.00 191.24 169.99 250.75	(4)	645.98 34.00 191.24 169.99 250.75
Vendor: 1811 <u>INV0001133</u>	RICHARD R. FURSTENAU Service as Commissioner: January-June 2016	07/05/2016	300.00	(1)	300.00
Vendor: 2075 <u>INV0001134</u>	ROBERT GANS Service as Commissioner: January-June 2016	07/05/2016	300.00	(1)	300.00
Vendor: 1813 <u>FOCS90682</u>	ROESCH FORD Repairs to Truck 44	06/30/2016	3,173.84	(1)	3,173.84

Board Open Payable Report

As Of 07/12/2016

Payable Number	Description	Post Date	Payable Amount		Net Amount
Vendor: 1777 <u>631787</u>	SCHNEIDER ELECTRIC BUILDINGS AMERICA, INC BAS system support and service	06/29/2016	1,200.00	Payable Count: (1)	1,200.00 1,200.00
Vendor: 1043 <u>272422</u> <u>273416</u> <u>273584</u>	SOOPER LUBE Vehicle Maint: M79697 Vehicle Maintenance: M66159 Vehicle Maint: M186507	06/16/2016 07/12/2016 07/12/2016	76.93 46.94 42.95	Payable Count: (3)	166.82 76.93 46.94 42.95
Vendor: 1121 <u>INV0001093</u>	SPI ENERGY GROUP Electrical consulting services	06/21/2016	1,235.00	Payable Count: (1)	1,235.00 1,235.00
Vendor: 1773 <u>3304692975</u> <u>3306862799</u>	STAPLES ADVANTAGE Office Supplies Office Supplies	06/16/2016 06/30/2016	41.99 214.96	Payable Count: (2)	256.95 41.99 214.96
Vendor: 1191 <u>INV0001124</u>	TERRANCE MC GHEE 2016 National Conference Reimbursement	06/30/2016	165.50	Payable Count: (1)	165.50 165.50
Vendor: 1123 <u>16-1902</u>	THOMPSON ELEVATOR INSPECTION SERVICE, INC. Semi-annual elevator inspection	06/23/2016	55.00	Payable Count: (1)	55.00 55.00
Vendor: 1047 <u>103002654-1</u> <u>109008470-1</u>	UNITED RADIO COMMUNICATIONS Repairs to Truck 2-way radios Repairs to Truck 2-way radios	06/30/2016 07/12/2016	119.25 171.00	Payable Count: (2)	290.25 119.25 171.00
Vendor: 1300 <u>101096686</u> <u>101096763</u> <u>101096857</u>	VOSS EQUIPMENT, INC. Annual inspection of forklift Annual inspection of forklift Annual inspection of forklift	06/30/2016 06/30/2016 06/30/2016	281.68 150.00 229.62	Payable Count: (3)	661.30 281.68 150.00 229.62
Vendor: 2096 <u>INV0001126</u>	William A. Fates Service as Treasurer for July 2016	07/05/2016	1,250.00	Payable Count: (1)	1,250.00 1,250.00
Payable Account 01-211000				Payable Count: (65)	Total: 9,769,999.73

Payable Account Summary

Account	Count	Amount
01-211000 - ACCOUNTS PAYABLE	65	9,769,999.73
Report Total:	65	9,769,999.73

Payable Fund Summary

Fund	Count	Amount
01 - WATER FUND	65	9,769,999.73
Report Total:	65	9,769,999.73



DuPage Water Commission

MEMORANDUM

TO: John Spatz, General Manager

FROM: Cheryl Peterson, Financial Administrator *CP*

DATE: August 9, 2016

SUBJECT: Accounts Payable Listings

Following is a summary of the Accounts Payable to be considered at the August 18, 2016 Commission meeting:

July 12, 2016 to August 9, 2016 A/P Report	\$10,531,329.16
Accrued and estimated payments required before September 2016 Commission meeting	<u>752,525.00</u>
Total	<u>\$11,283,854.16</u>

cc: Chairman and Commissioners


DUPAGE WATER COMMISSION
ITEMS TO BE PAID BY 9-15-16
Board Meeting Date: August 18, 2016

Estimate Amount	Description	Check Number	Payment Date	Payment Amount
49,000.00	Blue Cross Blue Shield - Health Insurance			
6,000.00	Euclid Managers - Dental Insurance			
10,000.00	Illinois Public Risk Fund - Workers Comp.			
200.00	Envision Health Care - Administration Fees			
300.00	Healthiest You			
20,000.00	ComEd - Utility Charges			
300,000.00	Constellation (Exelon Energy) - Utility Charges			
180,000.00	City of Chicago - Lexington. Electric			
2,000.00	City of Chicago - Repairs & Maintenance			
2,000.00	City of Naperville -Meter Station Electric Bills			
15,000.00	Nicor - Gas			
250.00	Comcast - Internet Service			
2,000.00	AT & T - Telephone Charges			
2,600.00	AT & T - Scada Backhaul Network			
1,000.00	Fed - Ex - Postage/Delivery			
5,000.00	Procurement Card Charges			
200.00	Anderson - Pest Control			
400.00	Republic Services - Disposal Services			
200.00	Elecsys - Cell Data Services			
1,500.00	Konica Minolta - Copy and Lease Charges			
525.00	Pitney Bowes - Postage			
8,000.00	Grainger - Supplies for Operations			
2,500.00	Verizon - Wireless Service			
1,250.00	William Fates - Treasurer			
5,200.00	Baker Tilly			
3,500.00	Gorski & Good			
1,500.00	Rory Group			
6,000.00	John J. Millner & Assoc			
5,000.00	Sikich			
200.00	Edward Coughlin/Ken Ladin - Security			
250.00	Storino Ramello & Durkin			
500.00	Local 399 Training courses			
2,100.00	Air Comfort - HVAC services			
3,000.00	Beary Landscaping - July services			
200.00	Cathodic Protection Manag. - Meter Station Parts			
400.00	Elecsys - Modem repairs			
1,200.00	Farwest Corrosion - Materials			
40,000.00	Gas Depot - Diesel			

**DUPAGE WATER COMMISSION
ITEMS TO BE PAID BY 9-15-16
Board Meeting Date: August 18, 2016**

700.00	Glenbard - Pipeline supplies
400.00	Hach - Monthly Chemicals
150.00	IGFOA - Training
2,200.00	Kramer - Tree removal
5,000.00	Midwest Meter - Services on valve actuator
500.00	Pro-Quip - Gauges for pumps
400.00	Saf-T-Gard - Electrical gloves/boots testing
50.00	Soooper Lube - Vehicle Maintenance
700.00	Specialty Mat - Cleaning and supplies
400.00	Trascat - Meter Station Testing
2,500.00	Triton - Annual Calibration
8,000.00	Unified Power - Annual UPS service agreement
50.00	UPS - Shipping Charges
2,500.00	Venture Technology - Torq Switch Assemblies
50,000.00	Windy City Electric - QRE-7/15

752,525.00



Payable Number	Description	Post Date	Payable Amount	Payable Count	Net Amount
Payable Account: 01-211000 - ACCOUNTS PAYABLE					
Vendor: 1663 37779055	AECOM Condision Assessment	07/31/2016	3,769.74	Payable Count: (1)	3,769.74
Vendor: 2083 128335	AIR COMFORT CORPORATION Chiller repairs	07/31/2016	635.00	Payable Count: (1)	635.00
Vendor: 1291 SCM 10002600 SLS 10048407	ALEXANDER CHEMICAL CORPORATION Price correction Sodium Hypochlorite	07/31/2016 07/31/2016	-146.28 1,765.11	Payable Count: (2)	1,618.83 -146.28 1,765.11
Vendor: 1516 8878522	ARAMARK REFRESHMENTS Supplies	08/04/2016	35.12	Payable Count: (1)	35.12
Vendor: 1017 288-107092-01	BATTERIES PLUS Batteries	07/31/2016	663.00	Payable Count: (1)	663.00
Vendor: 2017 413	BEDROCK EARTHSCAPES, LLC SERVICE VISIT - July 2016	07/31/2016	732.00	Payable Count: (1)	732.00
Vendor: 1692 26907	BRIDGEPOINT TECHNOLOGIES Hosting services	08/04/2016	45.00	Payable Count: (1)	45.00
Vendor: 2142 180839	CITY OF AURORA Monthly Microbial Analysis	07/31/2016	50.00	Payable Count: (1)	50.00
Vendor: 1134 INV0001190	CITY OF CHICAGO DEPARTMENT OF WATER LEX PUMP STATION LABOR: June 2016	07/31/2016	28,519.30	Payable Count: (1)	28,519.30
Vendor: 1135 INV0001191	CITY OF CHICAGO SUPERINTENDENT OF WATER COLLECTION WATER BILLING: July 2016	07/31/2016	10,465,471.04	Payable Count: (1)	10,465,471.04
Vendor: 1140 INV0001177	CITY OF ELMHURST WIRELESS RADIO: MAINT&MONITOR	07/26/2016	255.00	Payable Count: (1)	255.00
Vendor: 2080 16-0736 INV0001211	DIXON ENGINEERING, INC. Tank Rehab Tank Rehab	07/31/2016 07/31/2016	7,061.00 4,483.55	Payable Count: (2)	11,544.55 7,061.00 4,483.55
Vendor: 2003 5671	ECO CLEAN MAINTENANCE, INC. JANITORIAL SERVICE: July 2016	07/31/2016	1,267.35	Payable Count: (1)	1,267.35
Vendor: 1674 15484	ECO PROMOTIONAL PRODUCTS, INC Supplies	07/26/2016	3,993.60	Payable Count: (1)	3,993.60
Vendor: 1654 152892	ELECSYS CORPORATION Module Battery Pack	08/09/2016	170.00	Payable Count: (1)	170.00
Vendor: 1097 40635 40656 40671	ELMHURST PLAZA STANDARD INC. Vehicle Maintenance: M63637 Vehicle Maintenance: M153835 Vehicle Maint: M184222	07/31/2016 07/31/2016 08/09/2016	276.96 223.49 359.90	Payable Count: (3)	860.35 276.96 223.49 359.90
Vendor: 1570 2467708	FIVE STAR SAFETY EQUIPMENT, INC. Gas monitor calibration gas	07/31/2016	200.00	Payable Count: (1)	200.00
Vendor: 2118 160511259	Flagshooter, Inc. Marking Flags	08/09/2016	139.29	Payable Count: (1)	139.29
Vendor: 1843	FLEETMATICS			Payable Count: (1)	486.22

Board Open Payable Report

As Of 08/09/2016

Payable Number	Description	Post Date	Payable Amount	Net Amount
<u>IN1282051</u>	VEHICLE TRACKING SUBSCRIPTION	07/31/2016	486.22	486.22
Vendor: <u>2143</u> <u>31890-1</u>	Gas Depot Gasoline	08/09/2016	1,476.39	1,476.39
Payable Count: (1)				1,476.39
Vendor: <u>2037</u> <u>1391</u>	GREEN WINDOW CLEANING SERVICES MONTHLY CLEANING: July 2016	07/26/2016	453.50	453.50
Payable Count: (1)				453.50
Vendor: <u>1068</u> <u>10024399</u>	HACH COMPANY Monthly Chemicals	07/26/2016	309.89	309.89
Payable Count: (1)				309.89
Vendor: <u>1904</u> <u>05008643</u>	IT SAVVY LLC IT Network Support	07/31/2016	218.75	218.75
Payable Count: (1)				218.75
Vendor: <u>1391</u> <u>9101333544</u>	J. J. KELLER & ASSOCIATES, INC. Labor Law Update	08/09/2016	264.60	264.60
Payable Count: (1)				264.60
Vendor: <u>1819</u> <u>WV4489</u>	MCALLISTER EQUIPMENT CO. Tow Maintenance	07/31/2016	1,233.66	1,233.66
Payable Count: (1)				1,233.66
Vendor: <u>1054</u> <u>70188002</u> <u>72488658</u>	MCMMASTER-CARR SUPPLY COMPANY Maintenance Supplies Maintenance Supplies	07/26/2016 08/04/2016	40.90 49.92	40.90 49.92
Payable Count: (2)				90.82
Vendor: <u>1395</u> <u>853978489001</u>	OFFICE DEPOT Office Supplies	08/09/2016	397.59	397.59
Payable Count: (1)				397.59
Vendor: <u>2140</u> <u>50897</u>	Olson Technologies, Inc. Replace 24" valve actuator	07/31/2016	1,575.00	1,575.00
Payable Count: (1)				1,575.00
Vendor: <u>1838</u> <u>I2718368</u>	PCS INDUSTRIES Maintenance Parts	07/26/2016	12.43	12.43
Payable Count: (1)				12.43
Vendor: <u>1813</u> <u>FOCS92803</u>	ROESCH FORD Vehicle Maintenance: M153835	08/09/2016	454.55	454.55
Payable Count: (1)				454.55
Vendor: <u>1043</u> <u>273906</u> <u>273951</u>	SOOPER LUBE Vehicle Maint: M169815 Vehicle Maint: M63637	07/26/2016 07/26/2016	57.94 35.95	57.94 35.95
Payable Count: (2)				93.89
Vendor: <u>1773</u> <u>3309934358</u> <u>3309934373</u>	STAPLES ADVANTAGE Office Supplies Office Supplies	07/31/2016 07/31/2016	166.60 3.97	166.60 3.97
Payable Count: (2)				170.57
Vendor: <u>1223</u> <u>136789</u>	SUBURBAN LABORATORIES, INC. BAC-T Sample Analysis	07/31/2016	140.50	140.50
Payable Count: (1)				140.50
Vendor: <u>1126</u> <u>1128324</u> <u>1128325</u>	TRANSCAT INC. Annul Cal and Data Testing of Voltage Detectors	08/09/2016 08/09/2016	436.04 155.65	436.04 155.65
Payable Count: (2)				591.69
Vendor: <u>1080</u> <u>025-162402</u>	TYLER TECHNOLOGIES, INC Incode Maintenance: 9/1/16-8/31/17	07/26/2016	2,931.89	2,931.89
Payable Count: (1)				2,931.89
Vendor: <u>1221</u> <u>020716</u>	USA BLUE BOOK Test Kits	07/31/2016	458.05	458.05
Payable Count: (1)				458.05
Payable Account 01-211000			Payable Count: (44)	Total: 10,531,329.16

Payable Account Summary

Account	Count	Amount
01-211000 - ACCOUNTS PAYABLE	44	10,531,329.16
Report Total:	44	10,531,329.16

Payable Fund Summary

Fund	Count	Amount
01 - WATER FUND	44	10,531,329.16
Report Total:	44	10,531,329.16



DuPage Water Commission

MEMORANDUM

TO: Chairman Zay and Commissioners

FROM: John F. Spatz
General Manager

A handwritten signature in black ink, appearing to be "JF Spatz", is written to the right of the name and title.

DATE: August 11, 2016

SUBJECT: June 2016 Invoice

I reviewed the Gorski & Good, LLP June 2016 invoice for services rendered during the period – June 1, 2016 – June 30, 2016 and recommend it for approval. This invoice should be placed on the August 18, 2016, Commission meeting accounts payable.

June 2016
Gorski & Good

CATEGORY	<u>FEES</u>	<u>HOURS BILLED</u>	<u>AVERAGE HOURLY RATE</u>	<u>ATTORNEYS & PARALEGALS EMPLOYED</u>	<u>MAJOR ACTIVITIES</u>
General	\$2,680.00	13.4	\$200.00	Jones (12.9 @ \$200/hr.) Good (.5 @ \$200/hr.)	various (review agreements and board packet material)
Misc:	<u>\$0.00</u>				
	<u>\$2,680.00</u>	<u>13.4</u>	<u>\$200.00</u>		