



DuPage Water Commission

600 E. Butterfield Road, Elmhurst, IL 60126-4642
(630) 834-0100 Fax: (630) 834-0120

AGENDA

DUPAGE WATER COMMISSION

THURSDAY, NOVEMBER 17, 2016
6:30 P.M.

600 EAST BUTTERFIELD ROAD
ELMHURST, IL 60126

- I. Call to Order and Pledge of Allegiance
- II. Roll Call
(Majority of the Commissioners then in Office—minimum 7)
- III. Public Comments (limited to 3 minutes per person)
- IV. Approval of Minutes
(Concurrence of a Majority of those Commissioners Present, provided there is a quorum—minimum 4)

RECOMMENDED MOTION: To approve the Minutes of the October 20, 2016 Regular Meeting of the DuPage Water Commission (Voice Vote).

- V. Treasurer's Report – October 2016
(Concurrence of a Majority of those Commissioners Present, provided there is a quorum—minimum 4)

RECOMMENDED MOTION: To accept the October 2016 Treasurer's Report (Voice Vote).

- VI. Committee Reports
 - A. Finance Committee
 1. Report of 11/17/16 Finance Committee
 2. Request For Board Action - To suspend the purchasing procedures of the Commission's By-Laws and to purchase Workers' Compensation and Employer's Liability Insurance (**total premium not-to-exceed \$96,000 as proposed by Illinois Public Risk Fund and outlined by Nugent Consulting Group**)

(TO SUSPEND PURCHASING PROCEDURES: 2/3 Majority of those Commissioners Present, provided there is a quorum - minimum 5; maximum 9)

(TO APPROVE: Concurrence of a Majority of the Appointed Commissioners-7)

All visitors must present a valid driver's license or other government-issued photo identification, sign in at the reception area and wear a visitor badge while at the DuPage Pumping Station.

3. Request For Board Action – Authorizing the Payment of the Remaining Net Pension Liability balance as of December 31, 2015 per IMRF for the DuPage Water Commission Pension Plan. **(Illinois Municipal Retirement Fund \$300,000.00)**

(Affirmative Majority of the Appointed Commissioners, containing the votes of at least 1/3 of the County Appointed Commissioners and 40% of the Municipal Appointed Commissioners—3 County + 3 Muni+1=7)

RECOMMENDED MOTION: To adopt item numbers 2 and 3 under the Finance Report section of the Agenda in a single group pursuant to the Omnibus Vote Procedures (Roll Call).

4. Actions on Other Items Listed on 11/17/16 Finance Committee Agenda

B. Administration Committee

1. Report of 11/17/16 Administration Committee
2. Resolution No. R-35-16: A Resolution Releasing Certain Executive Session Meeting Minutes at the November 17, 2016, DuPage Water Commission Meeting

(Concurrence of a Majority of those Commissioners Present, provided there is a quorum—minimum 4)

RECOMMENDED MOTION: To adopt Resolution No. R-35-16: A Resolution Releasing Certain Executive Session Meeting Minutes at the November 17, 2016, DuPage Water Commission Meeting (Roll Call).

3. Actions on Other Items Listed on 11/17/16 Administration Committee Agenda

C. Engineering & Construction Committee

1. Report of 11/17/16 Engineering & Construction Committee
2. Resolution No. R-34-16: A Resolution Awarding Two Contracts for 36-Month Maintenance, Parts and Repair Service for Large Electric Motors. **(Dreisilker Electric Motors, Inc., \$1,197,759.00 - primary service provider and Integrated Power Services, \$1,459,821.40 – secondary service provider)**

(Affirmative Majority of the Appointed Commissioners, containing the votes of at least 1/3 of the County Appointed Commissioners and 40% of the Municipal Appointed Commissioners—3 County + 3 Muni+1=7)

RECOMMENDED MOTION: To adopt Resolution No. R-34-16: A Resolution Awarding Two Contracts for 36-Month Maintenance, Parts and Repair Service for Large Electric Motors. (Dreisilker Electric Motors, Inc., \$1,197,759.00 - primary service provider and Integrated Power Services, \$1,459,821.40 – secondary service provider)

3. Actions on Other Items Listed on 11/17/16 Engineering & Construction Committee Agenda

VII. Accounts Payable

(Affirmative Majority of the Appointed Commissioners, containing the votes of at least 1/3 of the County Appointed Commissioners and 40% of the Municipal Appointed Commissioners—3 County + 3 Muni+1=7)

RECOMMENDED MOTION: To approve the Accounts Payable in the amount of \$8,349,788.17 subject to submission of all contractually required documentation, for invoices that have been received (Roll Call).

RECOMMENDED MOTION: To approve the Accounts Payable in the amount of \$1,018,050.00 subject to submission of all contractually required documentation, for invoices that have not yet been received but have been estimated (Roll Call).

VIII. Chairman's Report

IX. Omnibus Vote Requiring Majority Vote

X. Omnibus Vote Requiring Super-Majority or Special Majority Vote

XI. Old Business

- Discussion and Presentation regarding the Village of Bartlett Water Supply Options

XII. New Business

XIII. Executive Session

(Concurrence of a Majority of those Commissioners Present, provided there is a quorum—minimum 4)

RECOMMENDED MOTION: To go into Executive Session to discuss security procedures pursuant to 5 ILCS 120/2(c)(8), to discuss matters related to personnel pursuant to 5 ILCS 120/2(c)(1) and (2), to discuss acquisition of real estate pursuant to 5 ILCS 120/2(c)(5), to discuss pending, probable, or imminent litigation pursuant to 5 ILCS 120/2(c)(11), and/or to discuss minutes of closed meetings pursuant to 5 ILCS 120/2(c)(21) (Roll Call).

RECOMMENDED MOTION: To come out of Executive Session (Voice Vote).

XIV. Adjournment

(Concurrence of a Majority of those Commissioners Present, provided there is a quorum—minimum 4)

**MINUTES OF A MEETING OF THE
DuPAGE WATER COMMISSION
HELD ON THURSDAY, OCTOBER 20, 2016
600 E. BUTTERFIELD ROAD
ELMHURST, ILLINOIS**

The meeting was called to order by Chairman Zay at 6:35 P.M.

Commissioners in attendance: J. Broda, L. Crawford, J. Fennell, R. Furstenau, R. Gans, D. Loftus, D. Novotny, J. Pruy, M. Scheck, P. Suess, and J. Zay

Commissioners Absent: D. Russo and F. Saverino

Also in attendance: Treasurer W. Fates, J. Spatz, C. Johnson, C. Peterson, J. Rodriguez, T. McGhee, R. C. Bostick, F. Frelka, M. Weed, E. Kazmierczak, and R. Jones of Gorski & Good

PUBLIC COMMENT

None

APPROVAL OF MINUTES

Commissioner Broda moved to approve the Minutes of the September 15, 2016 Regular Meeting of the DuPage Water Commission. Seconded by Commissioner Loftus and unanimously approved by a Voice Vote.

All voted aye. Motion carried.

TREASURER'S REPORT

Treasurer Fates presented the September 2016 Treasurer's Report consisting of 13 pages, noting that pages 1, 2 and 3 contained a brief summary of the report.

Treasurer Fates pointed out the \$154.3 million of cash and investments on page 4, which reflected an increase of about \$2.1 million from the previous month. Treasurer Fates also pointed out the schedule of investments on pages 5 through 11 totaling \$140.8 million and the market yield on the total portfolio showed 1.04% basis points which decreased from the prior month. On page 12, the statement of cash flows showed an increase in cash and investments by about \$18.0 million and operating activities increased cash by approximately \$6.5 million, and roughly \$12.3 million of sales tax was received. On page 13, the monthly cash/operating report showed that the Commission had met or exceeded all of its reserve requirements.

Commissioner Suess moved to accept the September 2016 Treasurer's Report. Seconded by Commissioner Furstenau and unanimously approved by a Voice Vote.

All voted aye. Motion carried.

COMMITTEE REPORTS

Finance Committee – Reported by Commissioner’s Suess and Pruyn

Commissioner Suess reported that the Finance Committee had reviewed and recommended for approval all action items listed on the Finance Committee Agenda.

With regards to the Property and Liability Insurance, Commissioner Suess noted that he would be recusing himself from any discussion or vote related to the item, noting that Commissioner Pruyn would be reporting on the insurance.

Commissioner Novotny also recused himself from any discussion or vote related to the Property and Liability Insurance item and left the meeting at 6:40 PM.

Commissioner Pruyn provided a brief summary of the property and liability insurance coverage and welcomed any questions. Hearing none, Commissioner Pruyn moved to suspend the purchasing procedures of the commission’s By-Laws and to purchase property and liability insurance coverage, for a total premium of approximately \$430,000.00 as proposed by Marsh USA and outlined by Nugent Consulting Group. Seconded by Commissioner Broda and unanimously approved by a Roll Call Vote.

Ayes: J. Broda, L. Crawford, J. Fennell, R. Furstenau, R. Gans, D. Loftus, J. Pruyn, M. Scheck, and J. Zay

Nays: None

Recused: D. Novotny and P. Suess

Absent: D. Russo and F. Saverino

Commissioner Novotny returned at 6:42 PM.

Administration Committee – Reported by Commissioner Crawford

Commissioner Crawford reported that the Administration Committee had reviewed and recommended for approval all action items listed on the Administration Committee Agenda. After providing a brief summary, Commissioner Crawford moved to suspend the purchasing procedures of the Commission’s By-Laws and approve Resolution No. R-33-16: A Resolution Approving Employee Insurance Benefits for Plan Year Beginning December 1, 2016 and ending November 30, 2017. Seconded by Commissioner Broda.

Commissioner Suess questioned the overall savings between the Commission’s current 2016 insurance plan compared to the recommended plan for 2017. General Manager Spatz replied that under the Commission’s current plan the renewal rates reflected an increase of about 23%, but by switching to similar plans under the Affordable Care Act Metallic Alternate Health Plan, it would significantly reduce healthcare costs for both the Commission and the employees with an increase of about 6.4%

Minutes of the 10/20/16 Commission Meeting

With no further questions, the motion was unanimously approved by a Roll Call Vote.

Ayes: J. Broda, L. Crawford, J. Fennell, R. Furstenau, R. Gans, D. Loftus, D. Novotny, J. Pruyn, M. Scheck, P. Suess, and J. Zay

Nays: None

Absent: D. Russo and F. Saverino

Commissioner Crawford concluded her report by noting that the Administration Committee had also began discussions regarding amendments to the Charter Customer Agreements.

Engineering & Construction Committee – Reported by Commissioner Loftus

Commissioner Loftus reported that the Engineering & Construction Committee reviewed the items listed on the Engineering & Construction Committee Agenda with no action needed. Commissioner Loftus pointed out that the Commission would be reimbursing the Village of Addison, in the amount of \$26,795.71, for costs incurred to repair a leak on the Commission's pipeline at meter station 1D; and then referred to a packet of pictures that had been distributed to all Board members which showed the valve replacement work being done on Butterfield Road in the Village of Lombard.

ACCOUNTS PAYABLE

Commissioner Furstenau moved to approve the Accounts Payable in the amount of \$9,434,644.15 subject to submission of all contractually required documentation, for invoices that have been received and moved to approve the Accounts Payable in the amount of \$2,703,030.00 subject to submission of all contractually required documentation, for invoices that have not yet been received but have been estimated.
Seconded by Commissioner Broda and unanimously approved by a Roll Call Vote.

Ayes: J. Broda, L. Crawford, J. Fennell, R. Furstenau, R. Gans, D. Loftus, D. Novotny, J. Pruyn, M. Scheck, P. Suess, and J. Zay

Nays: None

Absent: D. Russo and F. Saverino

CHAIRMAN'S REPORT

Chairman Zay began his report by reminding Board members to complete their annual ethics training.

Next, Chairman Zay noted that several of the Commissioner's terms would be expiring at the end of the year and that staff would be mailing the notification letters to the appropriate districts.

Chairman Zay concluded his report by wishing everyone a safe and Happy Halloween.

Minutes of the 10/20/16 Commission Meeting

OMNIBUS VOTE REQUIRING MAJORITY VOTE

None

OMNIBUS VOTE REQUIRING SUPER-MAJORITY OR SPECIAL MAJORITY VOTE

None

OLD BUSINESS

General Manager Spatz informed the Board that staff held a small celebration in recognition of six Commission employees that had reached their 25 years of service.

NEW BUSINESS

None

EXECUTIVE SESSION

None

Commissioner Gans moved to adjourn the meeting at 6:51 P.M. Seconded by Commissioner Pruy and unanimously approved by a Voice Vote.

All voted aye. Motion carried.

Board/Minutes/Commission/2016/Rcm161020docx

DUPAGE WATER COMMISSION INTEROFFICE MEMORANDUM

TO: Chairman and Commissioners
FROM: Bill Fates, Treasurer
DATE: November 8, 2016
SUBJECT: TREASURER'S REPORT – OCTOBER 31, 2016

I am pleased to report that I have reviewed and approved all journal entries and bank reconciliations for the month of October. I have also reviewed the monthly financial statements and budget status reports, and found them to be in order.

Summary of Cash & Investments (Page 4)

1. Cash and investments totaled \$155.5 million at October 31st, an increase of \$1.2 million over the previous month.
2. The balance in the BMO Harris checking account was \$14.6 million at October 31st, an increase of approximately \$1.1 million compared to the \$13.5 million reported last month.
3. The BMO Harris money market accounts had \$15.0 million at month-end, unchanged from the preceding month.
4. During the month of October, the IIIT money market accounts decreased by \$4.0 million from the prior month.
5. In October, our holdings of U.S. Agency investments and Commercial Paper increased by approximately \$2.9 million and \$1.6 million, respectively. Municipal Bonds declined by a little over \$700,000 in the current month.
6. The current holdings of cash and investments are in compliance with the approved investment policy.
7. During the first six months of the year, the Commission's cash and investments increased a total of \$19.2 million.
 - The Operating & Maintenance Account increased by \$7.5 million, for an ending balance of \$29.6 million.
 - The General Account increased by \$1.0 million, for an ending balance of \$17.0 million.
 - The Sales Tax Account remained relatively unchanged at \$2.1 million.
 - The Capital Reserve Fund increased \$157,328 for a balance of \$29.7 million.
 - The Operating Reserve Account increased \$10.5 million for a balance of \$66.8 million.

- The Long-Term Capital Reserve Account increased by \$91,008 for a balance of \$10.2 million.

The following table presents a summary of the changes in cash position by account.

Cash and Investments by Account

Account	Balance 4/30/2016	Balance 10/31/2016	Increase (Decrease)
Operations & Maintenance	\$22,137,284	\$29,591,369	\$7,454,085
General Account	15,977,169	17,041,365	1,064,196
Sales Tax	2,131,597	2,133,463	1,866
Operating Reserve	56,389,449	66,847,771	10,458,322
Capital Reserve	29,541,577	29,698,905	157,328
Long-Term Cap. Reserve	10,113,085	10,204,093	91,008
Total Cash & Investments	\$136,290,161	\$155,516,966	\$19,226,805

Schedule of Investments (Pages 5-11)

1. The average yield to maturity on the Commission's investments was 1.08%, an increase of 0.04% over previous month's rate of 1.04%.
2. The portfolio is showing estimated unrealized gains of \$239,700 at October 31, 2016, compared to \$537,500 in unrealized gains at April 31, 2016.
3. The amortized cost of our investments was \$140.9 million at October 31st, relatively unchanged from the prior month.


Statement of Cash Flows (Page 12)

1. The statement of cash flows shows a breakdown of the \$19.2 million increase in cash and investments since the beginning of the fiscal year.
2. Operating activities increased cash by \$7.7 million.
3. \$12.4 million of sales tax revenue was received.
4. Capital Assets purchased totaled \$1.8 million year-to-date.
5. Cash flow from investment activity generated \$865,645.

Reserve Analysis (Page 13)

1. The reserve analysis report shows the commission has met or exceeded all reserve targets at October 31st.
2. The Operating and Maintenance Account was \$20.2 million over its target balance of \$9.4 million.
3. The Operating Reserve account is \$27.2 million over its minimum target of \$39.6 million due to additional transfers made during the current and prior year to increase the balance beyond its minimum per the Board.

Respectfully submitted,



Bill Fates, CPA
Treasurer

DU PAGE WATER COMMISSION
 TREASURER'S REPORT
 SUMMARY OF CASH AND INVESTMENTS
 October 31, 2016

FUNDS CONSIST OF:	October 31, 2016	September 30, 2016	INCR. - (DECR.)
-----	-----	-----	-----
PETTY CASH	1,200.00	1,200.00	0.00
CASH AT HARRIS BANK	14,605,517.19	13,510,953.37	1,094,563.82
TOTAL CASH	14,606,717.19	13,512,153.37	1,094,563.82
-----	-----	-----	-----
IIIT MONEY MARKET FUNDS	1,060,917.60	5,040,938.16	(3,980,020.56)
BMO HARRIS MONEY MARKET FUNDS	14,984,651.81	14,977,399.64	7,252.17
U. S. TREASURY INVESTMENTS	31,470,340.35	30,849,154.66	621,185.69
U. S. AGENCY INVESTMENTS	61,300,100.85	58,421,482.26	2,878,618.59
MUNICIPAL BONDS	6,404,367.23	7,105,428.80	(701,061.57)
COMMERCIAL PAPER	14,868,618.49	13,302,139.22	1,566,479.27
ASSET BACKED SEC/COLLATERALIZED MORTGAGE OBLIG CERTIFICATES OF DEPOSIT	7,101,252.32 3,720,000.00	7,359,346.98 3,720,000.00	(258,094.66) 0.00
TOTAL INVESTMENTS	140,910,248.65	140,775,889.72	134,358.93
TOTAL CASH AND INVESTMENTS	155,516,965.84	154,288,043.09	1,228,922.75
=====	=====	=====	=====
	October 31, 2016	September 30, 2016	% CHANGE
-----	-----	-----	-----
IIIT MONEY MARKET FUNDS	0.9%	3.6%	-79.0%
BMO HARRIS MONEY MARKET FUNDS	10.7%	10.6%	0.0%
U. S. TREASURY INVESTMENTS	22.3%	21.9%	2.0%
U. S. AGENCY INVESTMENTS	43.5%	41.5%	4.9%
MUNICIPAL BONDS	4.5%	5.0%	-9.9%
COMMERCIAL PAPER	10.6%	9.4%	11.8%
ASSET BACKED SEC/COLLATERALIZED MORTGAGE OBLIG CERTIFICATES OF DEPOSIT	5.0% 2.6%	5.2% 2.6%	-3.5% 0.0%
TOTAL INVESTMENTS	100.1%	99.8%	0.1%
=====	=====	=====	=====

Note 1 - Investments are carried at amortized cost.

DU PAGE WATER COMMISSION
INVESTMENTS
(Unaudited)
October 31, 2016

FUND SOURCE	COUPON RATE	PURCHASE DATE	MATURITY DATE		YIELD TO MATURITY (COST)	PAR VALUE	AMORTIZED COST	AMORTIZED DISCOUNT (PREMIUM)	PURCHASE PRICE	ACCRUED INTEREST 10/31/16
Water Fund Oper. & Maint. Acct. (01-121103)										
BMO Harris - Money Market	0.580%	10/31/16	11/01/16	1	0.580%	\$ 14,984,651.81	\$ 14,984,651.81	\$ -	\$ 14,984,651.81	-
Water Fund General Account (01-121700)										
IIIT - Money Market	0.550%	10/31/16	11/01/16	1	0.550%	842,003.29	842,003.29	-	842,003.29	-
ING (US) Funding LLC CP	0.000%	05/19/16	11/14/16	14	0.900%	2,000,000.00	1,999,350.00	8,100.00	1,991,250.00	-
Credit Agricole CIB NY CP	0.000%	08/05/16	12/06/16	36	0.970%	1,750,000.00	1,748,349.66	4,007.99	1,744,341.67	-
BNP Paribas NY Branch CP	0.000%	08/09/16	12/08/16	38	0.960%	500,000.00	499,506.67	1,106.67	498,400.00	-
Bank of Tokyo Mitsubishi CP	0.000%	08/05/16	12/08/16	38	0.890%	1,750,000.00	1,748,399.24	3,677.43	1,744,721.81	-
BNP Paribas NY Branch CP	0.000%	08/15/16	12/13/16	43	0.960%	1,250,000.00	1,248,600.00	2,600.00	1,246,000.00	-
Cooperatieve Rabobank UA CP	0.000%	08/15/16	12/14/16	44	0.900%	1,250,000.00	1,248,656.25	2,406.25	1,246,250.00	-
Cooperatieve Rabobank UA CP	0.000%	10/03/16	01/20/17	81	0.900%	1,000,000.00	998,000.00	700.00	997,300.00	-
Toyota Motor Credit Corp CP	0.000%	10/03/16	03/03/17	123	1.000%	1,500,000.00	1,494,916.67	1,166.67	1,493,750.00	-
JP Morgan Securities LLC CP	0.000%	10/04/16	04/04/17	155	1.010%	1,500,000.00	1,493,583.33	1,166.66	1,492,416.67	-
CD-Freedom Bank of Virginia, VA	0.000%	05/18/16	11/14/16	14	0.650%	248,000.00	248,000.00	-	248,000.00	851.01
CD-Royal Business Bank, CA	0.000%	05/18/16	11/14/16	14	0.750%	248,000.00	248,000.00	-	248,000.00	907.75
CD-Cornerstone Bank, NE	0.000%	10/28/16	02/01/17	93	0.700%	248,000.00	248,000.00	-	248,000.00	19.02
CD-Financial Federal Savings Bank, TN	0.000%	10/31/16	05/31/17	212	0.750%	248,000.00	248,000.00	-	248,000.00	5.10
CD-Landmark Community Bank, TN	0.000%	10/31/16	05/31/17	212	0.800%	248,000.00	248,000.00	-	248,000.00	5.44
CD-Bank of China, NY	0.000%	10/31/16	05/31/17	212	0.750%	248,000.00	248,000.00	-	248,000.00	5.10
CD-Prudential Savings Bank, PA	0.000%	10/31/16	05/31/17	212	0.700%	248,000.00	248,000.00	-	248,000.00	4.76
CD-Bof Federal Bank, CA	0.000%	10/31/16	05/31/17	212	0.750%	248,000.00	248,000.00	-	248,000.00	5.10
CD-Usameribank, FL	0.000%	10/31/16	05/31/17	212	0.740%	248,000.00	248,000.00	-	248,000.00	5.03
CD-Bank of the Ozarks, AR	0.000%	10/31/16	05/31/17	212	0.870%	248,000.00	248,000.00	-	248,000.00	5.91
CD-First Commons Bank, MA	0.000%	10/31/16	05/31/17	212	0.800%	248,000.00	248,000.00	-	248,000.00	5.44
CD-Cfg Community Bank, MD	0.000%	10/31/16	05/31/17	212	0.800%	248,000.00	248,000.00	-	248,000.00	5.44
CD-Patriot Bank, OK	0.000%	10/31/16	05/31/17	212	0.800%	248,000.00	248,000.00	-	248,000.00	5.44
CD-Enerbank USA, UT	0.000%	10/31/16	05/31/17	212	0.700%	248,000.00	248,000.00	-	248,000.00	4.76
CD-Bank Leumi Usa, NY	0.000%	10/31/16	06/29/17	241	0.850%	248,000.00	248,000.00	-	248,000.00	5.78
Weighted Avg Maturity			59		0.880%	\$ 17,062,003.29	\$ 17,041,365.11	\$ 24,931.67	\$ 17,016,433.44	\$ 1,841.08

DU PAGE WATER COMMISSION
 INVESTMENTS
 (Unaudited)
 October 31, 2016

FUND SOURCE	COUPON RATE	PURCHASE DATE	MATURITY DATE		YIELD TO MATURITY (COST)	PAR VALUE	AMORTIZED COST	AMORTIZED DISCOUNT (PREMIUM)	PURCHASE PRICE	ACCRUED INTEREST 10/31/16
Sales Tax Funds (01-123000)										
IIIT - Money Market	0.550%	10/31/16	11/01/16	1	0.550%	783.81	783.81	-	783.81	-
FNMA Notes	1.000%	10/19/16	08/28/19	1,031	1.040%	2,135,000.00	2,132,678.91	27.41	2,132,651.50	3,499.03
	Weighted Avg Maturity		1,031		1.040%	\$ 2,135,783.81	\$ 2,133,462.72	\$ 27.41	\$ 2,133,435.31	\$ 3,499.03

DU PAGE WATER COMMISSION
INVESTMENTS
(Unaudited)
October 31, 2016

FUND SOURCE	COUPON RATE	PURCHASE DATE	MATURITY DATE		YIELD TO MATURITY (COST)	PAR VALUE	AMORTIZED COST	AMORTIZED DISCOUNT (PREMIUM)	PURCHASE PRICE	ACCRUED INTEREST 10/31/16
Water Fund Operating Reserve (01-121800)										
IIIT - Money Market	0.550%	10/31/16	11/01/16	1	0.550%	137,114.77	137,114.77	-	137,114.77	-
US Treasury Notes	0.625%	03/24/16	08/31/17	304	0.790%	1,600,000.00	1,597,793.87	1,606.37	1,596,187.50	1,712.71
US Treasury Notes	0.625%	10/31/12	09/30/17	334	0.750%	100,000.00	99,890.40	523.22	99,367.18	54.95
US Treasury Notes	0.625%	10/31/12	09/30/17	334	0.750%	300,000.00	299,671.21	1,569.65	298,101.56	164.84
US Treasury Notes	0.750%	11/01/12	10/31/17	365	0.740%	25,000.00	25,002.97	42.02	24,960.95	0.52
US Treasury Notes	0.625%	11/05/12	10/31/17	365	0.740%	100,000.00	100,011.89	168.09	99,843.80	2.07
US Treasury Notes	0.875%	10/24/16	11/30/17	395	0.710%	710,000.00	711,223.54	(24.51)	711,248.05	2,614.00
US Treasury Notes	0.750%	03/08/13	02/28/18	485	0.850%	1,400,000.00	1,398,162.40	4,943.65	1,393,218.75	1,798.34
US Treasury Notes	1.000%	05/29/15	11/30/19	1,125	1.440%	1,050,000.00	1,036,012.04	6,273.76	1,029,738.28	4,418.03
US Treasury Notes	1.000%	08/25/15	11/30/19	1,125	1.340%	1,500,000.00	1,484,699.13	5,734.29	1,478,964.84	6,311.48
US Treasury Notes	1.250%	09/03/15	02/29/20	1,216	1.470%	100,000.00	99,296.56	237.97	99,058.59	214.09
US Treasury Notes	1.250%	10/08/15	02/29/20	1,216	1.320%	1,000,000.00	997,856.87	669.37	997,187.50	2,140.88
US Treasury Notes	1.250%	11/05/15	02/29/20	1,216	1.550%	1,050,000.00	1,039,787.52	2,912.52	1,036,875.00	2,247.93
US Treasury Notes	2.000%	12/04/15	07/31/20	1,369	1.580%	1,075,000.00	1,091,439.25	(3,842.98)	1,095,282.23	5,433.42
US Treasury Notes	2.125%	12/30/15	08/31/20	1,400	1.740%	575,000.00	583,224.51	(1,725.69)	584,950.20	2,092.71
US Treasury Notes	1.750%	02/03/16	10/31/20	1,461	1.350%	740,000.00	751,618.53	(2,083.03)	753,701.56	35.77
US Treasury Notes	2.625%	05/03/16	11/15/20	1,476	1.210%	2,400,000.00	2,533,250.38	(15,624.62)	2,548,875.00	29,103.26
US Treasury Notes	2.000%	03/24/16	11/30/20	1,491	1.380%	2,000,000.00	2,048,977.84	(7,037.79)	2,056,015.63	16,830.60
US Treasury Notes	2.375%	03/31/16	12/31/20	1,522	1.280%	775,000.00	809,251.44	(4,680.20)	813,931.64	6,202.11
US Treasury Notes	2.000%	07/06/16	02/28/21	1,581	0.920%	775,000.00	810,361.13	(2,541.21)	812,902.34	2,654.70
US Treasury Notes	1.250%	06/27/16	03/31/21	1,612	0.980%	1,265,000.00	1,279,978.69	(1,130.30)	1,281,108.99	1,390.11
US Treasury Notes	2.000%	09/01/16	05/31/21	1,673	1.220%	1,950,000.00	2,017,731.14	(2,346.99)	2,020,078.13	16,409.84
US Treasury Notes	2.000%	10/05/16	08/31/21	1,765	1.210%	1,275,000.00	1,322,154.86	(707.44)	1,322,862.30	4,367.40
Inter-American Development Bank	1.000%	04/12/16	05/13/19	924	1.100%	790,000.00	788,050.38	420.38	787,630.00	4,366.94
African Development Bank Note	1.125%	09/14/16	09/20/19	1,054	1.160%	505,000.00	504,484.73	20.03	504,464.70	647.03
Intl Bank of Recons and Dev Notes (World Bank)	1.625%	03/14/16	03/09/21	1,590	1.730%	925,000.00	921,134.35	537.35	920,597.00	2,171.18
MS ST Taxable GO Bonds	1.472%	02/18/15	10/01/18	700	1.470%	150,000.00	150,000.00	-	150,000.00	184.00
NYC, NY Taxable GO Bonds	1.650%	03/31/15	10/01/18	700	1.650%	565,000.00	565,000.00	-	565,000.00	776.88
CT ST Taxable GO Bonds	1.974%	03/25/15	03/15/19	865	1.970%	300,000.00	300,000.00	-	300,000.00	756.70
UNIV OF CAL Taxable Rev Bonds	2.003%	03/25/15	05/15/19	926	2.000%	135,000.00	135,000.00	-	135,000.00	1,246.87
FL ST Board Admin Fin Corp Taxable Rev Bonds	2.163%	03/08/16	07/01/19	973	2.160%	925,000.00	925,000.00	-	925,000.00	6,669.25
CT ST Taxable GO Bonds	1.300%	08/03/16	08/15/19	1,018	1.230%	710,000.00	711,429.88	(103.72)	711,533.60	1,897.28
MS ST Taxable GO Bonds	1.679%	02/18/15	10/01/19	1,065	1.680%	310,000.00	310,000.00	-	310,000.00	433.74
NY Trans Fin Auth, NY Txb Rev Bonds	2.750%	04/23/15	02/01/20	1,188	1.880%	375,000.00	385,227.30	(4,588.95)	389,816.25	2,578.13
NY Trans Fin Auth, NY Txb Rev Bonds	1.500%	07/14/16	05/01/21	1,643	1.500%	600,000.00	600,000.00	-	600,000.00	2,325.00

DU PAGE WATER COMMISSION
INVESTMENTS
(Unaudited)
October 31, 2016

FUND SOURCE	COUPON RATE	PURCHASE DATE	MATURITY DATE	YIELD TO MATURITY (COST)	PAR VALUE	AMORTIZED COST	AMORTIZED DISCOUNT (PREMIUM)	PURCHASE PRICE	ACCRUED INTEREST 10/31/16
Water Fund Operating Reserve (01-121800) Continued...									
FNMA Pool #AJ3174	3.500%	02/17/16	10/01/26	3,622 2.270%	404,850.62	430,153.78	-	430,153.78	1,180.81
FNMA Pool #AT3221	3.500%	06/17/16	03/01/27	3,773 2.270%	512,005.88	544,326.25	-	544,326.25	1,493.35
FNMA Pool #AS4197	3.500%	07/16/15	01/01/30	4,810 2.620%	305,086.61	321,326.60	(1,683.85)	323,010.45	889.84
FHLMC Pool #U49048	3.000%	03/17/16	08/01/30	5,022 2.350%	437,502.05	455,422.85	(1,288.27)	456,711.12	1,093.76
FNMA Pool #AL7738	3.500%	02/17/16	11/01/30	5,114 2.550%	478,190.35	507,382.56	(1,815.46)	509,198.02	1,394.72
FNMA Series 2015-M1 ASQ2	1.626%	01/30/15	02/01/18	458 1.260%	181,476.31	182,063.48	(1,226.24)	183,289.72	245.90
FNMA Series 2015-M7 ASQ2	1.550%	04/30/15	04/01/18	517 0.830%	175,000.00	175,707.89	(1,041.48)	176,749.37	226.04
FNMA Series 2015-M15 ASQ2	1.899%	11/30/15	01/01/19	792 1.200%	195,000.00	196,268.06	(681.92)	196,949.98	308.44
Fannie Mae Series 2015-M13 ASQ2	1.646%	10/30/15	09/01/19	1,035 1.080%	425,000.00	427,991.21	(1,264.70)	429,255.91	582.96
Fannie Mae Series 2016-M1 ASQ2	2.132%	01/29/16	02/01/21	1,554 1.680%	925,000.00	932,648.05	(1,585.67)	934,233.72	1,643.42
FNMA Series 2010-18 LV	4.500%	07/21/15	04/01/21	1,613 2.030%	317,844.66	317,844.66	(22,050.49)	339,895.15	1,191.92
Fannie Mae Global Notes	0.875%	11/27/13	10/26/17	360 1.080%	1,300,000.00	1,297,444.93	7,389.93	1,290,055.00	157.99
Tennessee Valley Authority Notes	6.250%	08/19/15	12/15/17	410 1.010%	720,000.00	761,994.54	(44,388.18)	806,382.72	17,000.00
FHLB Notes	0.875%	02/18/16	03/19/18	504 0.890%	2,300,000.00	2,299,523.67	236.67	2,299,287.00	2,347.92
FNMA Notes	0.875%	03/04/16	03/28/18	513 0.970%	1,100,000.00	1,098,495.30	695.30	1,097,800.00	882.29
FHLMC Reference Note	0.750%	06/23/16	04/09/18	525 0.850%	1,500,000.00	1,497,939.59	504.59	1,497,435.00	687.50
Fannie Mae Global Notes	0.875%	05/24/13	05/21/18	567 1.190%	500,000.00	497,582.31	5,157.31	492,425.00	1,944.44
Fannie Mae Global Notes	0.875%	05/22/13	05/21/18	567 1.050%	1,000,000.00	997,319.51	5,769.51	991,550.00	3,888.89
Federal Home Loans Banks Agency	0.875%	05/26/16	06/29/18	606 0.990%	1,100,000.00	1,097,886.39	537.39	1,097,349.00	3,261.81
Federal Home Loans Banks Agency	0.875%	06/23/16	06/29/18	606 0.860%	1,200,000.00	1,200,277.34	(58.66)	1,200,336.00	3,558.33
FHLB Notes	0.625%	08/11/16	08/07/18	645 0.820%	635,000.00	632,874.63	262.23	632,612.40	926.04
FHLB Notes	0.625%	08/08/16	08/07/18	645 0.840%	1,250,000.00	1,245,197.31	622.31	1,244,575.00	1,822.92
FHLB Global Note	0.875%	08/25/16	10/01/18	700 0.910%	1,650,000.00	1,648,971.51	93.51	1,648,878.00	1,203.13
FHLMC Reference Note	0.875%	09/15/16	10/12/18	711 0.900%	400,000.00	399,838.41	10.41	399,828.00	437.50
FNMA Benchmark Note	1.125%	09/01/15	10/19/18	718 1.180%	2,300,000.00	2,297,640.78	1,366.78	2,296,274.00	862.50
Fannie Mae Global Notes	1.625%	10/23/14	11/27/18	757 1.390%	990,000.00	994,828.06	(4,576.94)	999,405.00	6,881.88
FNMA Benchmark Note	1.375%	01/08/16	01/28/19	819 1.180%	275,000.00	274,873.76	44.26	274,829.50	976.82
FNMA Benchmark Note	1.000%	02/23/16	02/26/19	848 1.080%	1,100,000.00	1,097,991.15	587.15	1,097,404.00	1,986.11
FNMA Benchmark Note	1.000%	08/05/16	02/26/19	848 0.900%	2,250,000.00	2,260,196.17	(508.98)	2,260,705.15	4,071.53
Freddie Mac Notes	1.125%	08/12/16	04/15/19	896 0.900%	1,025,000.00	1,030,690.83	(479.67)	1,031,170.50	512.50
Freddie Mac Notes	1.125%	03/24/16	04/15/19	896 1.150%	2,400,000.00	2,398,613.06	341.06	2,398,272.00	1,200.00
FNMA Notes	1.750%	06/30/16	06/20/19	962 0.800%	1,000,000.00	1,024,608.36	(3,101.64)	1,027,710.00	6,368.06
FHLB Global Note	1.125%	06/02/16	06/21/19	963 1.140%	1,050,000.00	1,049,616.29	57.29	1,049,559.00	4,265.63
FHLMC Reference Note	0.875%	07/20/16	07/19/19	991 0.960%	1,500,000.00	1,496,402.94	362.94	1,496,040.00	3,682.29
FNMA Benchmark Note	0.875%	07/29/16	08/02/19	1,005 0.930%	1,600,000.00	1,597,530.94	218.94	1,597,312.00	3,461.11
FHLB Global Note	0.875%	08/03/16	08/05/19	1,008 0.940%	600,000.00	598,939.64	91.64	598,848.00	1,268.75
FNMA Benchmark Note	1.750%	12/03/14	11/26/19	1,121 1.610%	475,000.00	476,917.31	(1,146.44)	478,063.75	3,578.99
FHLB Global Note	1.125%	08/02/16	07/14/21	1,717 1.210%	1,000,000.00	996,345.44	185.44	996,160.00	3,343.75
FHLB Global Note	1.125%	07/14/16	07/14/21	1,717 1.250%	1,525,000.00	1,516,257.77	531.29	1,515,726.48	5,099.22
Weighted Avg Maturity			1,108	1.196%	\$ 66,299,071.25	\$ 66,847,770.91	\$ (82,611.40)	\$ 66,930,382.31	\$ 226,181.82

DU PAGE WATER COMMISSION
INVESTMENTS
(Unaudited)
October 31, 2016

FUND SOURCE	COUPON RATE	PURCHASE DATE	MATURITY DATE		YIELD TO MATURITY (COST)	PAR VALUE	AMORTIZED COST	AMORTIZED DISCOUNT (PREMIUM)	PURCHASE PRICE	ACCRUED INTEREST 10/31/16
Water Fund L-T Water Capital Reserve (01-121900)										
IIIT - Money Market (PFM Asset Management)	0.550%	10/31/16	11/01/16	1	0.550%	23,716.99	23,716.99	-	23,716.99	-
US Treasury Notes	0.625%	03/28/16	08/31/17	304	0.790%	445,000.00	444,391.93	434.90	443,957.03	476.35
US Treasury Notes	0.625%	05/15/14	11/30/17	395	1.030%	425,000.00	423,141.81	4,168.18	418,973.63	1,117.66
US Treasury Notes	0.750%	12/31/13	02/28/18	485	1.380%	485,000.00	481,019.14	8,257.81	472,761.33	623.00
US Treasury Notes	0.625%	05/13/13	04/30/18	546	0.820%	105,000.00	104,691.22	700.21	103,991.01	1.81
US Treasury Notes	0.625%	05/15/13	04/30/18	546	0.820%	180,000.00	179,476.86	1,185.45	178,291.41	3.11
US Treasury Notes	1.125%	04/24/15	04/30/20	1,277	1.350%	300,000.00	297,714.16	960.25	296,753.91	9.32
US Treasury Notes	1.750%	02/03/16	10/31/20	1,461	1.350%	250,000.00	253,925.19	(703.72)	254,628.91	12.09
US Treasury Notes	2.000%	03/28/16	11/30/20	1,491	1.380%	265,000.00	271,522.28	(920.49)	272,442.77	2,230.05
US Treasury Notes	2.000%	03/28/16	10/31/21	1,826	1.520%	275,000.00	281,299.35	(715.30)	282,014.65	15.19
US Treasury Notes	1.875%	01/12/15	11/30/21	1,856	1.780%	260,000.00	261,257.72	(418.06)	261,675.78	2,051.23
US Treasury Notes	1.500%	12/30/15	01/31/22	1,918	2.040%	75,000.00	72,998.86	301.59	72,697.27	284.31
US Treasury Notes	1.500%	09/03/15	01/31/22	1,918	1.870%	350,000.00	343,575.07	1,340.69	342,234.38	1,326.77
US Treasury Notes	1.625%	02/26/15	08/15/22	2,114	1.820%	175,000.00	173,161.67	499.56	172,662.11	602.75
US Treasury Notes	1.625%	12/04/15	11/15/22	2,206	1.930%	200,000.00	196,590.57	481.19	196,109.38	1,501.36
US Treasury Notes	1.750%	04/24/15	05/15/23	2,387	1.790%	390,000.00	388,999.24	217.99	388,781.25	3,152.85
US Treasury Notes	1.375%	09/01/16	08/31/23	2,495	1.470%	275,000.00	273,299.10	39.33	273,259.77	647.62
US Treasury Notes	2.750%	03/28/16	11/15/23	2,571	1.720%	150,000.00	160,172.67	(801.94)	160,974.61	1,905.57
US Treasury Notes	2.750%	10/09/15	11/15/23	2,571	1.910%	155,000.00	163,570.38	(1,195.83)	164,766.21	1,969.09
US Treasury Notes	2.750%	05/26/16	11/15/23	2,571	1.650%	275,000.00	294,981.63	(1,116.03)	296,097.66	3,493.55
US Treasury Notes	2.750%	10/05/16	02/15/24	2,663	1.460%	75,000.00	81,674.63	(63.65)	81,738.28	437.16
US Treasury Notes	2.375%	03/28/16	08/15/24	2,845	1.810%	200,000.00	208,105.86	(573.83)	208,679.69	1,006.79
US Treasury Notes	2.125%	05/03/16	05/15/25	3,118	1.760%	150,000.00	154,330.95	(227.64)	154,558.59	1,472.49
US Treasury Notes	2.250%	07/06/16	11/15/25	3,302	1.320%	105,000.00	113,340.49	(272.79)	113,613.28	1,091.37
US Treasury Notes	2.250%	06/27/16	11/15/25	3,302	1.450%	115,000.00	122,764.71	(271.81)	123,036.52	1,195.31
Inter-American Development Bank	1.000%	04/12/16	05/13/19	924	1.100%	140,000.00	139,654.50	74.50	139,580.00	773.89
Intl Bank of Recons and Dev Notes (World Bank)	1.625%	03/14/16	03/09/21	1,590	1.730%	150,000.00	149,373.14	87.14	149,286.00	352.08
Asian Development Bank Note	1.625%	03/16/16	03/16/21	1,597	1.640%	150,000.00	149,898.44	13.94	149,884.50	304.69
NYC, NY Taxable GO Bonds	1.650%	03/31/15	10/01/18	700	1.650%	95,000.00	95,000.00	-	95,000.00	130.63
FL ST Board Admin Fin Corp Taxable Rev Bonds	2.163%	03/08/16	07/01/19	973	2.160%	150,000.00	150,000.00	-	150,000.00	1,081.50
MS ST Taxable GO Bonds	1.679%	02/18/15	10/01/19	1,065	1.680%	40,000.00	40,000.00	-	40,000.00	55.97
NY Trans Fin Auth, NY Txb Rev Bonds	2.750%	04/23/15	02/01/20	1,188	1.880%	75,000.00	77,045.46	(917.79)	77,963.25	515.63
CT ST Taxable GO Bonds	2.294%	03/25/15	03/15/20	1,231	2.290%	70,000.00	70,000.00	-	70,000.00	205.19
UNIV OF CAL Taxable Rev Bonds	2.253%	03/25/15	05/15/20	1,292	2.250%	50,000.00	50,000.00	-	50,000.00	519.44
NY Trans Fin Auth, NY Txb Rev Bonds	1.500%	07/14/16	05/01/21	1,643	1.500%	100,000.00	100,000.00	-	100,000.00	387.50
FNMA Pool #AJ3174	3.500%	02/17/16	10/01/26	3,622	2.270%	64,846.22	68,899.10	-	68,899.10	189.13
FNMA Pool #AT3221	3.500%	06/17/16	03/01/27	3,773	2.270%	93,564.53	99,470.79	-	99,470.79	272.90
FNMA Pool #AS4197	3.500%	07/16/15	01/01/30	4,810	2.620%	75,374.35	79,386.59	(416.00)	79,802.59	219.84
FHLMC Pool #U49048	3.000%	03/17/16	08/01/30	5,022	2.350%	65,625.30	68,313.42	(193.24)	68,506.66	164.06
FNMA Pool #AL7738	3.500%	02/17/16	11/01/30	5,114	2.550%	78,924.63	83,742.77	(299.64)	84,042.41	230.20

DU PAGE WATER COMMISSION
INVESTMENTS
(Unaudited)
October 31, 2016

FUND SOURCE	COUPON RATE	PURCHASE DATE	MATURITY DATE		YIELD TO MATURITY (COST)	PAR VALUE	AMORTIZED COST	AMORTIZED DISCOUNT (PREMIUM)	PURCHASE PRICE	ACCRUED INTEREST 10/31/16
Water Fund L-T Water Capital Reserve (01-121900) Continued...										
FNMA Series 2015-M15 ASQ2	1.899%	11/30/15	01/01/19	792	1.200%	45,000.00	45,292.63	(157.37)	45,450.00	71.18
Fannie Mae Series 2015-M13 ASQ2	1.646%	10/30/15	09/01/19	1,035	1.080%	80,000.00	80,563.05	(238.06)	80,801.11	109.73
Fannie Mae Series 2016-M1 ASQ2	2.132%	01/29/16	02/01/21	1,554	1.680%	175,000.00	176,446.93	(299.99)	176,746.92	310.92
FNMA SERIES 2015	2.013%	03/31/15	07/01/22	2,069	1.710%	21,354.02	21,513.93	(53.24)	21,567.17	35.82
Fannie Mae Global Notes	0.875%	05/15/14	05/21/18	567	1.300%	425,000.00	422,205.98	4,307.73	417,898.25	1,652.78
FHLB Notes	0.625%	08/11/16	08/07/18	645	0.820%	235,000.00	234,213.45	97.05	234,116.40	342.71
Fannie Mae Global Notes	1.625%	12/31/13	11/27/18	757	1.780%	475,000.00	473,532.68	1,924.18	471,608.50	3,301.91
Fannie Mae Benchmark Notes	1.875%	05/15/14	02/19/19	841	1.550%	400,000.00	402,927.20	(3,016.80)	405,944.00	1,500.00
FHLB Global Note	1.125%	06/02/16	06/21/19	963	1.140%	375,000.00	374,862.96	20.46	374,842.50	1,523.44
FNMA Benchmark Notes	1.500%	10/19/15	11/30/20	1,491	1.520%	325,000.00	324,755.67	57.92	324,697.75	2,044.79
FHLB Global Note	1.125%	07/13/16	07/14/21	1,717	1.230%	250,000.00	248,838.77	71.27	248,767.50	835.94
FNMA Notes	2.125%	04/26/16	04/24/26	3,462	2.210%	210,000.00	208,433.61	75.81	208,357.80	86.77
		Weighted Avg Maturity	1.581		1.526%	\$ 10,118,406.04	\$ 10,204,093.55	\$ 12,443.93	\$ 10,191,649.62	\$ 43,845.44
Capital Reserve (01-122000)										
IIIT - Money Market (PFM Asset Management)	0.550%	10/31/16	11/01/16	1	0.550%	57,298.74	57,298.74	-	57,298.74	-
US Treasury Notes	0.625%	04/23/15	11/30/17	395	0.780%	900,000.00	898,535.10	2,050.72	896,484.38	2,366.80
US Treasury Notes	0.875%	12/31/14	01/31/18	457	1.160%	1,000,000.00	996,521.44	5,037.06	991,484.38	2,211.28
US Treasury Notes	1.250%	05/03/16	11/30/18	760	0.830%	705,000.00	711,032.33	(1,403.21)	712,435.54	3,707.99
US Treasury Notes	1.500%	12/04/15	12/31/18	791	1.220%	975,000.00	980,849.82	(2,414.83)	983,264.65	4,927.99
Intl Bank of Recons and Dev Notes (World Bank)	0.875%	04/12/16	07/19/18	626	0.950%	600,000.00	599,186.62	248.62	598,938.00	1,487.50
African Development Bank Note	1.625%	10/31/16	10/02/18	701	1.120%	200,000.00	201,914.00	-	201,914.00	280.03
Inter-American Development Bank	1.000%	04/12/16	05/13/19	924	1.100%	420,000.00	418,963.49	223.49	418,740.00	2,321.67
African Development Bank Note	1.125%	09/14/16	09/20/19	1,054	1.160%	235,000.00	234,760.22	9.32	234,750.90	301.09
UNIV OF CAL Taxable Rev Bonds	0.934%	03/25/15	05/15/17	196	0.930%	175,000.00	175,000.00	-	175,000.00	753.69
MS ST Taxable GO Bonds	1.090%	02/18/15	10/01/17	335	1.090%	35,000.00	35,000.00	-	35,000.00	31.79
Regional Trans Auth, IL Rev Bonds	1.250%	04/26/16	05/04/18	550	1.250%	600,000.00	600,000.00	-	600,000.00	625.00
FL ST Board Admin Fin Corp Taxable Rev Bonds	2.163%	03/08/16	07/01/19	973	2.160%	600,000.00	600,000.00	-	600,000.00	4,326.00
CT ST Taxable GO Bonds	1.300%	08/03/16	08/15/19	1,018	1.230%	330,000.00	330,664.59	(48.21)	330,712.80	881.83

DU PAGE WATER COMMISSION
 INVESTMENTS
 (Unaudited)
 October 31, 2016

FUND SOURCE	COUPON RATE	PURCHASE DATE	MATURITY DATE		YIELD TO MATURITY (COST)	PAR VALUE	AMORTIZED COST	AMORTIZED DISCOUNT (PREMIUM)	PURCHASE PRICE	ACCRUED INTEREST 10/31/16
Capital Reserve (01-122000) Continued...										
FNMA SERIES 2015 M1	1.626%	01/30/15	02/01/18	458	1.260%	90,738.15	91,031.74	(613.11)	91,644.85	122.95
FNMA SERIES 2015 M7	1.550%	04/30/15	04/01/18	517	1.260%	105,000.00	105,424.74	(624.88)	106,049.62	135.63
FNMA Series 2014-M1 ASQ2	2.323%	09/01/16	11/01/18	731	1.150%	272,723.37	278,051.94	(466.81)	278,518.75	527.95
FNMA Series 2015-M15 ASQ2	1.899%	11/30/15	01/01/19	792	1.200%	130,000.00	130,845.38	(454.61)	131,299.99	205.63
FNMA Series 2016-M9 ASQ2	1.785%	06/09/16	06/01/19	943	1.050%	230,000.00	231,992.72	(307.17)	232,299.89	342.13
Fannie Mae Series 2015-M13 ASQ2	1.646%	10/30/15	09/01/19	1,035	1.080%	275,000.00	276,935.49	(818.33)	277,753.82	377.21
Freddie Mac Series 4459 NB	4.500%	06/11/15	01/01/20	1,157	0.770%	131,145.19	135,267.84	(2,229.69)	137,497.53	491.79
FNMA Series 2015-M12 FA	0.540%	09/30/15	04/25/20	1,272	0.540%	414,447.09	414,446.61	148.72	414,297.89	266.66
FNMA Series 2010-18 LV	4.500%	07/21/15	04/01/21	1,613	2.030%	222,491.26	222,491.26	(15,435.34)	237,926.60	834.34
Tennessee Valley Authority Notes	6.250%	08/19/15	12/15/17	410	1.010%	480,000.00	507,996.36	(29,592.12)	537,588.48	11,333.33
FHLB Notes	0.875%	02/18/16	03/19/18	504	0.890%	1,475,000.00	1,474,694.53	151.78	1,474,542.75	1,505.73
FNMA Notes	0.875%	03/04/16	03/28/18	513	0.970%	1,475,000.00	1,472,982.33	932.33	1,472,050.00	1,183.07
FHLMC Reference Note	0.750%	04/06/16	04/09/18	525	0.830%	725,000.00	724,181.55	319.80	723,861.75	332.29
Federal Home Loan Banks Agcy	0.875%	08/11/16	06/29/18	606	0.850%	450,000.00	450,151.52	(19.48)	450,171.00	1,334.38
Federal Home Loan Banks Agcy	0.875%	05/26/16	06/29/18	606	0.990%	785,000.00	783,491.65	383.50	783,108.15	2,327.74
FHLB Notes	0.625%	07/07/16	08/07/18	645	0.730%	750,000.00	748,673.53	233.53	748,440.00	1,093.75
FHLB Notes	0.625%	08/10/16	08/07/18	645	0.810%	870,000.00	867,227.50	342.10	866,885.40	1,268.75
FHLB Global Note	0.875%	08/25/16	10/01/18	700	0.910%	550,000.00	549,657.17	31.17	549,626.00	401.04
FNMA Benchmark Note	1.125%	09/01/15	10/19/18	718	1.180%	1,475,000.00	1,473,487.02	876.52	1,472,610.50	553.13
FNMA Benchmark Note	1.375%	01/08/16	01/28/19	819	1.400%	1,255,000.00	1,254,423.87	201.97	1,254,221.90	4,457.86
FNMA Benchmark Note	1.000%	02/23/16	02/26/19	848	1.080%	1,475,000.00	1,472,306.31	787.31	1,471,519.00	2,663.19
Freddie Mac Notes	1.125%	05/26/16	04/15/19	896	1.100%	900,000.00	900,598.39	(94.61)	900,693.00	450.00
Freddie Mac Notes	1.125%	03/31/16	04/15/19	896	1.050%	950,000.00	951,834.74	(426.26)	952,261.00	475.00
FHLB Global Note	1.125%	06/27/16	06/21/19	963	0.820%	1,125,000.00	1,134,048.12	(1,148.30)	1,135,196.42	4,570.31
FHLMC Reference Note	0.875%	07/19/16	07/19/19	991	0.960%	650,000.00	648,572.47	145.47	648,427.00	1,595.66
FNMA Benchmark Note	0.875%	07/29/16	08/02/19	1,005	0.930%	750,000.00	748,842.63	102.63	748,740.00	1,622.40
FNMA Notes	0.875%	08/31/16	08/28/19	1,031	1.050%	1,675,000.00	1,672,528.27	141.27	1,672,387.00	2,745.14
FHLB Global Note	1.000%	10/03/16	09/26/19	1,060	1.010%	750,000.00	749,743.85	6.35	749,737.50	729.17
JP Morgan Securities CP	0.000%	04/01/16	12/27/16	57	1.040%	600,000.00	599,038.67	3,622.17	595,416.50	-
Credit Agricole CIB NY CP	0.000%	08/09/16	02/03/17	95	1.280%	600,000.00	597,905.67	2,369.00	595,536.67	-
Bank of Montreal Chicago	0.000%	06/16/16	03/03/17	123	1.040%	600,000.00	594,302.00	242.00	594,060.00	-
BNP Paribas NY CP	0.000%	10/21/16	07/18/17	260	1.330%	600,000.00	598,010.33	1,756.83	596,253.50	-
Weighted Avg Maturity			710		1.054%	\$ 29,668,843.80	\$ 29,700,912.55	\$ (35,733.30)	\$ 29,736,645.85	\$ 68,168.89
TOTAL ALL FUNDS					1.084%	\$ 140,268,760.00	\$ 140,912,256.65	\$ (80,941.69)	\$ 140,993,198.34	\$ 343,536.26
Less: Net Unsettled Trades							(2,008.00)			
							\$ 140,910,248.65			
October 31, 2016					90 DAY US TREASURY YIELD			3,462	\$ 210,000.00	
					3 month US Treasury Bill Index					
					0-3 Year US Treasury Index					
					1-3 Year US Treasury Index					
					1-5 Year US Treasury Index					
					1-10 Year US Treasury Index					

DUPAGE WATER COMMISSION
ELMHURST, ILLINOIS
TREASURER'S REPORT
STATEMENT OF CASH FLOWS
For the Period from May 1, 2016 to October 31, 2016

CASH FLOWS FROM OPERATING ACTIVITIES

Cash received from customers	\$ 68,129,622
Cash payments to suppliers	(58,934,396)
Cash payments to employees	(1,448,764)
Net cash from operating activities	7,746,462

CASH FLOWS FROM NONCAPITAL
FINANCING ACTIVITIES

Cash received from sales taxes	12,368,912
Cash Received from water quality loans	49,043
Cash payments for net pension activity	0
Net cash from noncapital financing activities	12,417,955

CASH FLOWS FROM CAPITAL AND
RELATED FINANCING ACTIVITIES

Interest paid	(43)
Principal Paid	(3,240)
Construction and purchase of capital assets	(1,799,974)
Net cash from capital and related financing activities	(1,803,257)

CASH FLOWS FROM INVESTING ACTIVITIES

Investment income	865,645
Net cash from investing activities	865,645

Net Increase (Decrease) in cash and investments 19,226,805

CASH AND INVESTMENTS, MAY 1, 2016 136,290,161

CASH AND INVESTMENTS, OCT 31, 2016 \$ 155,516,966

October 31, 2016
 TREASURER'S REPORT
 DPWC MONTHLY CASH/OPERATING REPORT


	10/31/2016		
	YEAR END TARGETED Reserve or Monthly Cash Amount-Needed	Amount On Hand	Amount Over - (Under) Target
	A	B	C
TABLE 1			
RESERVE ANALYSIS			
A. Operating Reserve <i># of days per current fiscal year management budget</i>	\$ 39,602,480 120	\$ 66,847,771 203	\$ 27,245,291
B. Capital Reserve	\$ 29,361,790	\$ 29,698,905	\$ 337,115
C. Long Term Water Capital Reserve	\$ 9,925,000	\$ 10,204,094	\$ 279,094
D. O+M Account (1)	\$ 9,357,891	\$ 29,591,369	\$ 20,233,478
E. Current Construction Obligation and Customer Construction Escrows	\$ 168,999	\$ 168,999	\$ -
TOTAL SUMMARY CASH + RESERVE ANALYSIS	\$ 88,416,160	\$ 136,511,137	\$ 48,094,977

TABLE 2	
OTHER CASH	
F. General Fund	\$ 17,041,365
G. Sales Tax	\$ 1,964,464
TOTAL TABLE 2-OTHER CASH	\$ 19,005,829
TOTAL MONTH END FUNDS CASH BALANCE-Table1+2	\$ 155,516,966

Note 1: The O&M Account target varies from month to month. The cash balance should be enough to cover the current months operating cash outflows.


DATE: November 5, 2016

REQUEST FOR BOARD ACTION

AGENDA SECTION Finance Committee	ORIGINATING DEPARTMENT Finance
ITEM Authorizing an Accelerated Payment to the IMRF for the DuPage Water Commission Pension Plan	APPROVAL 
<p>Account Numbers: 01-121102 and 01-298000</p> <p>The request is to pay \$300,000 to the Illinois Municipal Retirement Fund ("IMRF") to fully fund the Commission's remaining Net Pension Liability balance as of December 31, 2015 and cover anticipated shortfalls in IMRF investment earnings in 2016.</p> <p>The total amount of the Net Pension Liability was \$459,305 per GASB 68 calculations given to the Commission from IMRF after April 2016. In April 2016, the Commission approved a request to pay \$272,329 to the IMRF to fully fund the Commission's Unfunded Actuarial Accrued Liability balance as of December 31, 2015, which was based upon GASB 50 calculations. Therefore, part of this request would fully fund the liability based upon the new regulations.</p> <p>In addition, the current rate of return on IMRF investments is slightly over 6%, which is below the target rate of 7.5%. As a result, the Commission is anticipating residual investment charges against its reserve account again in 2016. The additional contribution could help maintain the Commission's high level of pension funding if rates of return remain at or near current projections.</p>	
MOTION: Authorizing the Payment of the Remaining Net Pension Liability balance as of December 31, 2015 per IMRF for the DuPage Water Commission Pension Plan	

DATE: November 17, 2016

REQUEST FOR BOARD ACTION

AGENDA SECTION	Administration Committee	ORIGINATING DEPARTMENT	General Manager's Office
ITEM	A Resolution Releasing Certain Executive Session Meeting Minutes at the November 17, 2016, DuPage Water Commission Meeting Resolution No. R-35-16	APPROVAL	
<p>Pursuant to the Illinois Open Meetings Act, the Board is required to periodically review its closed meeting minutes to determine if they are eligible for release to the public.</p> <p><u>Schedule A</u> Staff recommends that the minutes of a closed meeting of the September 17, 2015 Regular Meeting, be released to the public because, in staff's view, they no longer contain information requiring confidential treatment (see copies attached to Schedule A Memorandum in the Confidential/Executive Session envelope).</p> <p><u>Schedule B</u> None on file</p>			
<p>MOTION: To adopt Resolution No. R-35-16: A Resolution Releasing Certain Executive Session Meeting Minutes at the November 17, 2016, DuPage Water Commission Meeting</p>			

DuPAGE WATER COMMISSION

RESOLUTION NO. R-35-16

A RESOLUTION RELEASING CERTAIN
EXECUTIVE SESSION MEETING MINUTES AT THE
NOVEMBER 17, 2016, DuPAGE WATER COMMISSION MEETING

WHEREAS, the Board of Commissioners of the DuPage Water Commission has periodically met in closed session to consider matters expressly exempted from the public meeting requirements of the Illinois Open Meetings Act, 5 ILCS 120/1 et seq. (the "Act"); and

WHEREAS, as required by the Act, the Clerk has kept written minutes of all such closed sessions; and

WHEREAS, on November 17, 2016, the Board of Commissioners of the DuPage Water Commission met to review the minutes of all such closed sessions that have not heretofore been made available for public inspection as required by Section 2.06(d) of the Act; and

WHEREAS, the Board of Commissioners of the DuPage Water Commission further determined that the minutes of the closed session meetings set forth in Schedule A attached hereto and by this reference incorporated herein and made a part hereof no longer require confidential treatment and should be made available for public inspection;

WHEREAS, the Board of Commissioners of the DuPage Water Commission determined that the need for confidentiality still exists as to the minutes of the closed session meetings set forth in Schedule B (none on file); and

NOW, THEREFORE, BE IT RESOLVED by the Board of Commissioners of the DuPage Water Commission as follows:

Resolution No. R-35-16

SECTION ONE: Recitals. The foregoing recitals are incorporated herein as if fully set forth.

SECTION TWO: Release. The minutes of the closed session meetings set forth in Schedule A attached hereto shall be and they hereby are released.

SECTION THREE: Inspection and Copying. The Clerk shall be and hereby is authorized and directed to make said minutes available for inspection and copying in accordance with the standing procedures of the DuPage Water Commission.

SECTION FOUR: Effective Date. This Resolution shall be in full force and effect from and after its adoption.

AYES:

NAYS:

ABSENT:

ADOPTED this _____ day of _____, 2016.

Chairman

ATTEST:

Clerk

REQUEST FOR BOARD ACTION

AGENDA SECTION	Engineering & Construction Committee	ORIGINATING DEPARTMENT	Operations
ITEM	A Resolution Awarding Two Contracts for 36-Month Maintenance, Parts and Repair Service for Large Electric Motors at the DuPage Pumping Station. Resolution No. R-34-16	APPROVAL	MW OAP JG

Account Number: 01-60-662100 & 01-60-771900

In accordance with R-28-16, the Commission solicited sealed proposals for 36-Month Maintenance, Parts and Repair Service for Large Electric Motors at the DuPage Pumping Station by direct invitation, as well as by notice published in the *Daily Herald* on October 8 & 23, 2016 and by posting notice of the solicitation on the Commission's website starting October 10, 2016 and ending on November 7, 2016. Sealed proposals were received until 01:00 p.m., local time, November 7, 2016, at which time all proposals were publicly opened and read aloud.

Of the seven (7) companies that held copies of the Request for Proposals (RFP) document, two (2) proposals were received (see tabulation below). Of the two (2) proposals received, the proposal of Dreisilker Electric Motors, Inc. was found to be the lowest responsible bidder and most favorable to the interests of the Commission, while the proposal of Integrated Power Services was found to be the second lowest responsible bidder and second most favorable to the interest of the Commission.

Company	Price
Dreisilker Electric Motors, Inc., Glen Ellyn IL.	\$1,197,759.00
Integrated Power Services, Thornton IL.	\$1,459,821.40

Staff recommends awarding contracts to the two lowest responsible bidders. The second lowest responsible bidder would only be used in the event the lowest responsible bidder becomes incapable of providing service in a timely manner for any unforeseen circumstances.

This contract included unit prices for parts, material and labor services to be used on an as needed basis for most maintenance and repair circumstances on the Commission's large electric motors. This contract provides a 3 year unit price estimate that covers most unforeseen circumstances. The unit price items included in the contract were for bidding purposes to cover as many unforeseen circumstances as possible, but staff anticipates spending significantly less than this total amount. This contract also includes unit prices for parts, material and labor service for high lift pump repair work as recommended in the 2014/15 Condition Assessment.

Resolution No. R-34-16 would award contracts to the two lowest responsible bidders, Dreisilker Electric Motors, Inc. being the primary service provider and lowest responsive bidder and Integrated Power Services being the secondary service provider and second lowest responsive bidder.

The FY-16/17 Management Budget included \$80,000 in account 01-60-662100 under Pumping Services for High-Lift Pump Repair, in addition to, \$250,000 under Capital Improvement Projects for High-Lift Pump Rehab.

MOTION: To adopt Resolution No. R-34-16.

DuPAGE WATER COMMISSION

RESOLUTION NO. R-34-16

**A RESOLUTION AWARDING TWO CONTRACTS FOR 36-MONTH MAINTENANCE,
PARTS AND REPAIR SERVICE FOR LARGE ELECTRIC MOTORS**

WHEREAS, on September 15, 2016, the DuPage Water Commission (the "Commission") adopted Resolution No. R-34-16 being "A Resolution Directing Advertisement for Bids on a Contract for 36-Month Maintenance, Parts and Repair Service for Large Electric Motors which authorized and directed the General Manager to advertise for bids in accordance with the requirements of 65 ILCS 5/11-135-5: and

WHEREAS, in full compliance with said Statute, the Commission duly advertised for bids for 36-Month Maintenance, Parts and Repair Service for Large Electric Motors; and

WHEREAS, the Commission's "Invitation for Bids" reserved to the Commission the right to award one or more contracts for the Commission's 36-Month Maintenance, Parts and Repair Service for Large Electric Motors contract to one or more bidders; and

WHEREAS, based upon staffs review of the proposals received, and the staff's recommendation to the Board of Commissioners of the DuPage Water Commission, the Board of Commissioners has determined that that (a) the proposal of Dreisilker Electric Motors, Inc. and the proposal of Integrated Power Services are the most favorable and in the best interests of the Commission.

NOW, THEREFORE, BE IT RESOLVED by the Board of Commissioners of the DuPage Water Commission as follows:

SECTION ONE: The foregoing recitals are hereby incorporated herein as findings of the DuPage Water Commission.

Resolution No. R-34-16

SECTION TWO: The DuPage Water Commission hereby awards a contract for the 36-Month Maintenance, Parts and Repair Service for Large Electric Motors to each of Dreisilker Electric Motors, Inc. and Integrated Power Services, in accordance with their respective proposals, conditioned upon the receipt of all contractually required documentation.

SECTION THREE: This Resolution shall be in full force and effect from and after its adoption.

AYES:

NAYS:

ABSENT:

ADOPTED THIS ___ DAY OF _____, 2016.

Chairman

ATTEST:

Clerk



DuPage Water Commission

MEMORANDUM

TO: John Spatz, General Manager

FROM: Cheryl Peterson, Financial Administrator *CP*

DATE: November 8, 2016

SUBJECT: Accounts Payable Listings

Following is a summary of the Accounts Payable to be considered at the November 17, 2016 Commission meeting:

October 12, 2016 to November 8, 2016 A/P Report	\$8,349,788.17
Accrued and estimated payments required before December 2016 Commission meeting	<u>1,018,050.00</u>
Total	<u>\$9,367,838.17</u>

cc: Chairman and Commissioners

**DUPAGE WATER COMMISSION
ITEMS TO BE PAID BY 12-15-16
Board Meeting Date: November 17, 2016**

Estimate Amount	Description	Check Number	Payment Date	Payment Amount
52,000.00	Blue Cross Blue Shield - Health Insurance			
6,000.00	Euclid Managers - Dental Insurance			
10,000.00	Illinois Public Risk Fund - Workers Comp.			
200.00	Envision Health Care - Administration Fees			
300.00	Healthiest You			
20,000.00	ComEd - Utility Charges			
300,000.00	Constellation (Exelon Energy) - Utility Charges			
180,000.00	City of Chicago - Lexington. Electric			
2,000.00	City of Chicago - Repairs & Maintenance			
2,000.00	City of Naperville -Meter Station Electric Bills			
15,000.00	Nicor - Gas			
250.00	Comcast - Internet Service			
2,000.00	AT & T - Telephone Charges			
2,600.00	AT & T - Scada Backhaul Network			
1,000.00	Fed - Ex - Postage/Delivery			
5,000.00	Procurement Card Charges			
200.00	Anderson - Pest Control			
400.00	Republic Services - Disposal Services			
200.00	Elecsys - Cell Data Services			
1,500.00	Konica Minolta - Copy and Lease Charges			
525.00	Pitney Bowes - Postage			
8,000.00	Grainger - Supplies for Operations			
2,500.00	Verizon - Wireless Service			
1,250.00	William Fates - Treasurer			
5,200.00	Baker Tilly			
3,500.00	Gorski & Good			
1,500.00	Rory Group			
6,000.00	John J. Millner & Assoc			
7,000.00	IT Savvy - Network Support			
200.00	Edward Coughlin/Ken Lafin - Security			
250.00	Storino Ramello & Durkin			
500.00	Local 399 Training courses			
400.00	Beary - Remove debris			
1,500.00	Beary Landscaping - October services			
600.00	Comprehensive Loss Mgmt. - Training Videos			
600.00	Computer Discount Warehouse - MS Win svr			
3,000.00	Door System - Door maintenance			
1,500.00	Eco Clean - October Services			

**DUPAGE WATER COMMISSION
ITEMS TO BE PAID BY 12-15-16
Board Meeting Date: November 17, 2016**

1,200.00 Elmhurst Standard Plaza - Vehicle repairs
 500 GE MDS - Repair SCADA radios
 4500 Hach - Maintenance of instrumentation
125.00 Heartland - Scada laptop parts
1,000.00 Nace International - Membership dues
 50.00 Office Depot - Office Supplies
600.00 Purdue - Training
900.00 Purdue Union - Hotel for training
300.00 Specialty Mat - October services
100.00 Tree Town - Document scanning
12,000.00 Trinity Steel and Pipe - Replacment pipe
1,600.00 Venture Technology - Circuit Boards
 500.00 McWilliams - QRE-7.010
350,000.00 Rossi - 60" valve replacement

1,018,050.00



Payable Number	Description	Post Date	Payable Amount	Net Amount
Payable Account: 01-211000 - ACCOUNTS PAYABLE				
Vendor: 2083 130544	AIR COMFORT CORPORATION Air handler supplies	10/31/2016	16.47	Payable Count: (1) 16.47
Vendor: 1088 INV0001357	AMERICAN WATER WORKS ASSOCIATION 2017 membership renewal: Spatz	10/26/2016	206.00	Payable Count: (1) 206.00
Vendor: 1886 4031179	ANDERSON PEST SOLUTIONS EXTERMINATOR SERVICE	11/02/2016	75.00	Payable Count: (1) 75.00
Vendor: 1015 2568193455 2568199034 2568199037	AUTOZONE, INC. Vehicle repair parts Vehicle repair parts Vehicle repair parts returned	11/08/2016 11/08/2016 11/08/2016	172.93 39.98 -53.98	Payable Count: (3) 172.93 39.98 -53.98
Vendor: 1802 BT1029181	BAKER TILLY VIRCHOW KRAUSE, LLP PROFESSIONAL SERVICES 9/27/16-10/28/16	10/31/2016	2,425.50	Payable Count: (1) 2,425.50
Vendor: 1017 288-107543-01	BATTERIES PLUS Batteries	10/26/2016	69.85	Payable Count: (1) 69.85
Vendor: 2017 503	BEDROCK EARTHSCAPES, LLC SERVICE VISIT - 10/20/16	10/31/2016	832.00	Payable Count: (1) 832.00
Vendor: 1692 27301	BRIDGEPOINT TECHNOLOGIES Hosting Services	11/02/2016	45.00	Payable Count: (1) 45.00
Vendor: 2142 184566	CITY OF AURORA Monthly microbial analysis	10/31/2016	50.00	Payable Count: (1) 50.00
Vendor: 1134 INV0001352 INV0001385	CITY OF CHICAGO DEPARTMENT OF WATER LEX PS REPAIRS & MAINTENANCE LEX PUMP STATION LABOR: September 2016	10/18/2016 10/31/2016	12,002.55 30,680.49	Payable Count: (2) 12,002.55 30,680.49
Vendor: 1135 INV0001386	CITY OF CHICAGO SUPERINTENDENT OF WATER COLLECTION WATER BILLING: October 2016	10/31/2016	8,124,264.24	Payable Count: (1) 8,124,264.24
Vendor: 1821 155297	COLLEY ELEVATOR COMPANY Elevator contract 11/1/16-10/31/17	11/08/2016	1,455.00	Payable Count: (1) 1,455.00
Vendor: 2149 404692 404711	Corrpro Companies, Inc. Hydro-vac excavation for CP wires Hydro-vac excavation for CP wires	10/26/2016 10/26/2016	15,042.50 14,718.00	Payable Count: (2) 15,042.50 14,718.00
Vendor: 2080 16-1188	DIXON ENGINEERING, INC. Tank Rehab	10/26/2016	11,320.20	Payable Count: (1) 11,320.20
Vendor: 1189 1026507	DREISILKER ELECTRIC MOTORS, INC. Work on hlp motor #8	10/26/2016	1,046.88	Payable Count: (1) 1,046.88
Vendor: 2003 5865	ECO CLEAN MAINTENANCE, INC. JANITORIAL SERVICE: October 2016	10/31/2016	1,313.45	Payable Count: (1) 1,313.45
Vendor: 1843 IN1444061	FLEETMATIC VEHICLE TRACKING SUBSCRIPTION	10/31/2016	486.22	Payable Count: (1) 486.22
Vendor: 2143 35049 + tax credit 35328-1	Gas Depot Tax credits Gasoline	10/31/2016 10/31/2016	-562.31 1,333.77	Payable Count: (2) -562.31 1,333.77

Board Open Payable Report

As Of 11/08/2016

Payable Number	Description	Post Date	Payable Amount	Payable Count:	Net Amount
Vendor: 1892 <u>INV0001401</u>	GORSKI & GOOD, LLP ATTORNEY FEE: October 2016	10/31/2016	998.88	(1)	998.88
Vendor: 2037 <u>1489</u>	GREEN WINDOW CLEANING SERVICES MONTHLY CLEANING: October 2016	10/14/2016	453.50	(1)	453.50
Vendor: 1068 <u>10156252</u> <u>10173803</u>	HACH COMPANY Monthly Chemicals Monthly chemicals	10/26/2016 11/08/2016	309.89 388.94	(2)	698.83
Vendor: 1904 <u>05012033</u> <u>05013077</u>	IT SAVVY LLC IT Network Support IT Network Support	10/18/2016 11/08/2016	9,360.00 6,701.00	(2)	16,061.00
Vendor: 1923 <u>INV0001365</u>	JOHN NERI CONSTRUCTION COMPANY, INC. Valve replacement project	10/14/2016	79,336.40	(1)	79,336.40
Vendor: 1032 <u>2016-0456-04</u>	JULIE, INC. UTILITY LOCATS: OCT-DEC 2016	10/18/2016	16,983.93	(1)	16,983.93
Vendor: 2098 <u>5703</u>	KRAMER DATAPOWER, INC. Battery system maintenance	10/26/2016	770.00	(1)	770.00
Vendor: 1220 <u>INV0001399</u>	MICHAEL WEED Expense Report: 2016 IFMA Conference	10/31/2016	1,419.37	(1)	1,419.37
Vendor: 1506 <u>204859262015</u>	MOTOROLA SOLUTIONS - STARCOM21 NETWORK Annual StarCom21 Service: 10/1/16-9/30/17	10/26/2016	8,892.00	(1)	8,892.00
Vendor: 1395 <u>871885507001</u> <u>875403688001</u> <u>875403889001</u> <u>875403890001</u>	OFFICE DEPOT Office Supplies Office Supplies Office Supplies Office Supplies	10/26/2016 10/31/2016 10/31/2016 10/31/2016	36.03 128.21 559.36 45.99	(4)	769.59
Vendor: 2026 <u>34986</u>	ONYX Supplies	10/31/2016	271.59	(1)	271.59
Vendor: 2123 <u>1002323780</u>	PITNEY BOWES INC Office Supplies	10/31/2016	38.38	(1)	38.38
Vendor: 1059 <u>000000024-C045</u>	RED WING SHOE STORE Uniforms: Foushi	10/31/2016	163.20	(1)	163.20
Vendor: 1302 <u>70214</u>	SIR SPEEDY PRINTING AND MARKETING SERVICES Office supplies	11/08/2016	50.00	(1)	50.00
Vendor: 1043 <u>277538</u> <u>277537</u> <u>278065</u>	SOOPER LUBE Vehicle Maintenance: M79697 Vehicle Maint: M153835 Vehicle Maintenance: M166601	10/26/2016 10/31/2016 10/31/2016	59.19 59.19 36.95	(3)	155.33
Vendor: 1773 <u>3319619514</u>	STAPLES ADVANTAGE Office Supplies	10/31/2016	309.00	(1)	309.00
Vendor: 1223 <u>139823</u>	SUBURBAN LABORATORIES, INC. BAC-T Sample Analysis	10/31/2016	60.00	(1)	60.00
Vendor: 2103 <u>947078</u>	THE BILCO COMPANY Ladder Pilaster Hatches	10/31/2016	2,530.00	(1)	2,530.00
Vendor: 1080 <u>025-171014</u>	TYLER TECHNOLOGIES, INC Maintenance: 12/1/16-11/30/17	11/02/2016	1,597.43	(1)	1,597.43
Vendor: 2096 <u>INV0001395</u>	William A. Fates Service as Treasurer: November 2016	11/02/2016	1,250.00	(1)	1,250.00

Board Open Payable Report

As Of 11/08/2016

Payable Number	Description	Post Date	Payable Amount	Net Amount
			Payable Account 01-211000	Payable Count: (50)
			Total:	8,349,788.17

Payable Account Summary

Account	Count	Amount
01-211000 - ACCOUNTS PAYABLE	50	8,349,788.17
Report Total:	50	8,349,788.17

Payable Fund Summary


Fund	Count	Amount
01 - WATER FUND	50	8,349,788.17
Report Total:	50	8,349,788.17



DuPage Water Commission

MEMORANDUM

TO: Chairman Zay and Commissioners

FROM: John F. Spatz
General Manager 

DATE: November 10, 2016

SUBJECT: October 2016 Invoice

I reviewed the Gorski & Good, LLP October 2016 invoice for services rendered during the period – October 1, 2016 – October 31, 2016 and recommend it for approval. This invoice should be placed on the November 17, 2016 Commission meeting accounts payable.

October 2016
Gorski & Good

CATEGORY	<u>FEEES</u>	<u>HOURS BILLED</u>	<u>AVERAGE HOURLY RATE</u>	<u>ATTORNEYS & PARALEGALS EMPLOYED</u>	<u>MAJOR ACTIVITIES</u>
General	\$980.00	4.9	\$200.00	Jones (4.4 @ \$200/hr.) Good (.5 @ \$200/hr.)	various (review insurance, agreements, contracts and board packet material)
Misc:	<u>\$18.88</u>	<u> </u>	<u> </u>		
	<u>\$998.88</u>	<u>4.9</u>	<u>\$200.00</u>		