



DuPage Water Commission

600 E. Butterfield Road, Elmhurst, IL 60126-4642
(630) 834-0100 Fax: (630) 834-0120

AGENDA

DUPAGE WATER COMMISSION

THURSDAY, DECEMBER 15, 2016
6:30 P.M.

600 EAST BUTTERFIELD ROAD
ELMHURST, IL 60126

- I. Call to Order and Pledge of Allegiance
- II. Roll Call
(Majority of the Commissioners then in Office—minimum 7)
- III. Presentation of Plaques
 - Laura Crawford, County Representative District 5
 - Richard Furstenau, Municipal Representative District 5
- IV. Public Comments (limited to 3 minutes per person)
- V. Approval of Minutes
(Concurrence of a Majority of those Commissioners Present, provided there is a quorum—minimum 4)

RECOMMENDED MOTION: To approve the Minutes of the November 17, 2016 Regular Meeting of the DuPage Water Commission (Voice Vote).

- VI. Treasurer's Report – November 2016
(Concurrence of a Majority of those Commissioners Present, provided there is a quorum—minimum 4)

RECOMMENDED MOTION: To accept the November 2016 Treasurer's Report (Voice Vote).

- VII. Committee Reports
 - A. Finance Committee
 1. Report of 12/15/16 Finance Committee
 2. Actions on Other Items Listed on 12/15/16 Finance Committee Agenda

All visitors must present a valid driver's license or other government-issued photo identification, sign in at the reception area and wear a visitor badge while at the DuPage Pumping Station.

B. Administration Committee

- 1. Report of 12/15/16 Administration Committee
- 2. Request For Board Action – To authorize the General Manager to enter into a Consulting Agreement with John J. Millner and Associates, Inc., subject to negotiation of acceptable terms, in an amount not to exceed \$24,000.00.

(Affirmative Majority of the Appointed Commissioners, containing the votes of at least 1/3 of the County Appointed Commissioners and 40% of the Municipal Appointed Commissioners—3 County + 3 Muni+1=7)

RECOMMENDED MOTION: To adopt item number 2 under the Administration Report section of the Agenda in a single group pursuant to the Omnibus Vote Procedures (Roll Call).

- 3. Actions on Other Items Listed on 12/15/16 Administration Committee Agenda

C. Engineering & Construction Committee

- 1. Report of 12/15/16 Engineering & Construction Committee
- 2. Request For Board Action - To suspend the purchasing procedures of the Commission’s By-Laws and authorize the General Manager to approve Requisition No. 44031 **(Infor Enterprise Asset Management System Annual Software Maintenance Agreement – \$42,911.01)**

(TO SUSPEND PURCHASING PROCEDURES: 2/3 Majority of those Commissioners Present, provided there is a quorum)

(Concurrence of a Majority of the Appointed Commissioners - 7)

RECOMMENDED MOTION: To adopt item number 2 under the Engineering & Construction Report section of the Agenda in a single group pursuant to the Omnibus Vote Procedures (Roll Call).

- 3. Actions on Other Items Listed on 12/15/16 Engineering & Construction Committee Agenda

VIII. Accounts Payable

(Affirmative Majority of the Appointed Commissioners, containing the votes of at least 1/3 of the County Appointed Commissioners and 40% of the Municipal Appointed Commissioners—3 County + 3 Muni+1=7)

RECOMMENDED MOTION: To approve the Accounts Payable in the amount of \$7,675,589.44 subject to submission of all contractually required documentation, for invoices that have been received (Roll Call).

RECOMMENDED MOTION: To approve the Accounts Payable in the amount of \$2,553,410.00 subject to submission of all contractually required documentation, for invoices that have not yet been received but have been estimated (Roll Call).

- IX. Chairman's Report
- X. Omnibus Vote Requiring Majority Vote
- XI. Omnibus Vote Requiring Super-Majority or Special Majority Vote
- XII. Old Business
- XIII. New Business
- XIV. Executive Session

(Concurrence of a Majority of those Commissioners Present, provided there is a quorum—minimum 4)

RECOMMENDED MOTION: To go into Executive Session to discuss security procedures pursuant to 5 ILCS 120/2(c)(8), to discuss matters related to personnel pursuant to 5 ILCS 120/2(c)(1) and (2), to discuss acquisition of real estate pursuant to 5 ILCS 120/2(c)(5), to discuss pending, probable, or imminent litigation pursuant to 5 ILCS 120/2(c)(11), and/or to discuss minutes of closed meetings pursuant to 5 ILCS 120/2(c)(21) (Roll Call).

RECOMMENDED MOTION: To come out of Executive Session (Voice Vote).

- XV. Adjournment

(Concurrence of a Majority of those Commissioners Present, provided there is a quorum—minimum 4)

**MINUTES OF A MEETING OF THE
DuPAGE WATER COMMISSION
HELD ON THURSDAY, NOVEMBER 17, 2016
600 E. BUTTERFIELD ROAD
ELMHURST, ILLINOIS**

The meeting was called to order by Chairman Zay at 6:32 P.M.

Commissioners in attendance: J. Broda, L. Crawford, J. Fennell, R. Furstenau (via teleconference), R. Gans, D. Loftus, D. Novotny, J. Pruyn, D. Russo, F. Saverino, M. Scheck, P. Suess, and J. Zay

Commissioners Absent: None

Also in attendance: Treasurer W. Fates, J. Spatz, C. Johnson, C. Peterson, T. McGhee, R. C. Bostick, J. Schori, M. Weed, E. Kazmierczak, and R. Jones of Gorski & Good

PUBLIC COMMENT

None

APPROVAL OF MINUTES

Commissioner Broda moved to approve the Minutes of the October 20, 2016 Regular Meeting of the DuPage Water Commission. Seconded by Commissioner Crawford and unanimously approved by a Voice Vote.

All voted aye. Motion carried.

TREASURER'S REPORT

Treasurer Fates presented the October 2016 Treasurer's Report consisting of 13 pages, noting that pages 1, 2 and 3 contained a brief summary of the report.

Treasurer Fates pointed out the \$155.5 million of cash and investments on page 4, which reflected an increase of about \$1.2 million from the previous month. Treasurer Fates also pointed out the schedule of investments on pages 5 through 11 totaling \$140.9 million and the market yield on the total portfolio showed 1.08% basis points which increased from the prior month. On page 12, the statement of cash flows showed an increase in cash and investments by about \$19.2 million and operating activities increased cash by approximately \$7.7 million, and roughly \$12.4 million of sales tax was received. On page 13, the monthly cash/operating report showed that the Commission had met or exceeded all of its reserve requirements.

Commissioner Pruyn moved to accept the October 2016 Treasurer's Report. Seconded by Commissioner Russo and unanimously approved by a Voice Vote.

All voted aye. Motion carried.

COMMITTEE REPORTS

Finance Committee – Reported by Commissioner Suess

Commissioner Suess reported that the Finance Committee had reviewed and recommended for approval all action items listed on the Finance Committee Agenda. After providing a brief summary, Commissioner Suess moved to adopt item numbers 2 and 3 under the Finance Report section of the Agenda in a single group pursuant to the Omnibus Vote Procedures. Seconded by Commissioner Russo and unanimously approved by a Roll Call Vote.

Ayes: J. Broda, L. Crawford, J. Fennell, R. Furstenau, R. Gans, D. Loftus, D. Novotny, J. Pruyn, D. Russo, F. Saverino, M. Scheck, P. Suess, and J. Zay

Nays: None

Absent: None

Item 2: Request For Board Action - To suspend the purchasing procedures of the Commission's By-Laws and to purchase Workers' Compensation and Employer's Liability Insurance (total premium not-to-exceed \$96,000 as proposed by Illinois Public Risk Fund and outlined by Nugent Consulting Group)

Item 3: Request For Board Action – Authorizing the Payment of the Remaining Net Pension Liability balance as of December 31, 2015 per IMRF for the DuPage Water Commission Pension Plan. (Illinois Municipal Retirement Fund \$300,000.00)

Commissioner Suess concluded his report by noting that representatives from PFM provided a quarterly report on the Commission's investment performance and everything continues to be in compliance.

Administration Committee – Reported by Commissioner Crawford

Commissioner Crawford reported that the Administration Committee had reviewed and recommended for approval all action items listed on the Administration Committee Agenda. After providing a brief summary, Commissioner Crawford moved adopt Resolution No. R-35-16: A Resolution Releasing Certain Executive Session Meeting Minutes at the November 17, 2016, DuPage Water Commission Meeting. Seconded by Commissioner Loftus and unanimously approved by a Roll Call Vote.

Ayes: J. Broda, L. Crawford, J. Fennell, R. Furstenau, R. Gans, D. Loftus, D. Novotny, J. Pruyn, D. Russo, F. Saverino, M. Scheck, P. Suess, and J. Zay

Nays: None

Absent: None

Engineering & Construction Committee – Reported by Commissioner Loftus

Commissioner Loftus reported that the Engineering & Construction Committee reviewed and recommended for approval all action items listed on the Engineering & Construction Committee Agenda. After providing a brief summary, Commissioner Loftus moved to adopt Resolution No. R-34-16: A Resolution Awarding Two Contracts for 36-Month Maintenance, Parts and Repair Service for Large Electric Motors. (Dreisilker Electric Motors, Inc., \$1,197,759.00 - primary service provider and Integrated Power Services, \$1,459,821.40 – secondary service provider). Seconded by Commissioner Scheck and unanimously approved by a Roll Call Vote.

Ayes: J. Broda, L. Crawford, J. Fennell, R. Furstenau, R. Gans, D. Loftus, D. Novotny, J. Pruyn, D. Russo, F. Saverino, M. Scheck, P. Suess, and J. Zay

Nays: None

Absent: None

ACCOUNTS PAYABLE

Commissioner Suess moved to approve the Accounts Payable in the amount of \$8,349,788.17 subject to submission of all contractually required documentation, for invoices that have been received and moved to approve the revised Accounts Payable in the amount of \$1,037,700.00 subject to submission of all contractually required documentation, for invoices that have not yet been received but have been estimated. Seconded by Commissioner Russo and unanimously approved by a Roll Call Vote.

Ayes: J. Broda, L. Crawford, J. Fennell, R. Furstenau, R. Gans, D. Loftus, D. Novotny, J. Pruyn, D. Russo, F. Saverino, M. Scheck, P. Suess, and J. Zay

Nays: None

Absent: None

CHAIRMAN'S REPORT

Chairman Zay began his report by thanking the Commission's legal counsel Robin Jones of Gorski and Good for her legal service noting that Ms. Jones had accepted another position and would no longer be representing the Commission. Ms. Jones thanked the Commission for the opportunity noting it had been a pleasure working with everyone.

With regards to the possibility of the Commission supplying Lake Michigan water to the Village of Bartlett, Chairman Zay noted that he and General Manager Spatz had attended the Village's last two Board meetings to clarify any information that could have been misleading and to also voice an interest in supplying water to the Village. He also thanked Commissioner Saverino for attending the Village meeting and stated that General Manager Spatz would be providing a more detailed presentation under Old Business.

OMNIBUS VOTE REQUIRING MAJORITY VOTE

None

OMNIBUS VOTE REQUIRING SUPER-MAJORITY OR SPECIAL MAJORITY VOTE

None

OLD BUSINESS

General Manager Spatz began his presentation regarding the Village of Bartlett Water Supply options. The presentation included the positives of the Village joining the Commission, as well as, the buy-in calculations and other options, Bartlett's water revenues, and the terms of the Commission's subsequent customer contract. General Manager Spatz informed the Board members that the Village of Bartlett was also in discussions with two other water agencies; the Northwest Suburban Municipal Joint Action Water Agency and the City of Elgin.

The Board members discussed the consideration of an agreement to prorate \$13.3 million for the buy-in cost over a longer period of time with favorable rates, along with, the possibility of financing the estimated \$16.9 million of total Commission capital improvements needed to supply water to the Village of Bartlett.

Commissioner's Saverino and Russo were both in favor of the opportunity to have Bartlett join the Commission noting that Bartlett has a lot of growth potential which in turn would benefit the Commission. Chairman Zay added that should Bartlett join the Commission, it would ultimately help all the Commission's customers by keep costs down.

Commissioner Saverino expressed how well the presentation went, at the Village Board meeting, and noted that he thought General Manager Spatz did an excellent job. Commissioner Saverino felt that the transparency of the presentation answered a lot of questions/concerns that the Village may have had regarding the Commission's past versus current financial position.

General Manager Spatz noted that the Village Board would be making their decision in two weeks and asked for a consensus on whether or not to move forward.

Lastly, the Board members discussed what a fair interest rate would be should the Village take the Commission's loan offer. Chairman Zay suggested that the Finance Committee review and discuss interest rates and make a recommendation.

With no further discussion, the consensus was to begin negotiations with the Village of Bartlett.

Minutes of the 11/17/16 Commission Meeting

NEW BUSINESS

General Manager Spatz shared that the Commission employees, with the help of Metropolitan Family Services in Wheaton, would be adopting three families this holiday season.

EXECUTIVE SESSION

None

Commissioner Russo moved to adjourn the meeting at 8:07 P.M. Seconded by Commissioner Broda and unanimously approved by a Voice Vote.

All voted aye. Motion carried.

Board/Minutes/Commission/2016/Rcm161117docx

**DUPAGE WATER COMMISSION
INTEROFFICE MEMORANDUM**

TO: Chairman and Commissioners
FROM: Bill Fates, Treasurer 
DATE: December 6, 2016
SUBJECT: TREASURER'S REPORT – NOVEMBER 30, 2016

I am pleased to report that I have reviewed and approved all journal entries and bank reconciliations for the month of November. I have also reviewed the monthly financial statements and budget status reports, and found them to be in order.

Summary of Cash & Investments (Page 4)

1. Cash and investments totaled \$156.4 million at November 30th, an increase of \$0.9 million over the previous month.
2. The balance in the BMO Harris checking account was \$15.3 million at November 30th, an increase of approximately \$0.7 million compared to the \$14.6 million reported last month.
3. The BMO Harris money market accounts had \$15.0 million at month-end, unchanged from the preceding month.
4. During the month of November, the IIIT money market accounts increased by \$0.1 million from the prior month.
5. In November, our holdings of U.S. Treasury investments increased by approximately \$1.3 million. U.S. Agency investments declined by approximately \$1.2 in the current month.
6. The current holdings of cash and investments are in compliance with the approved investment policy.
7. During the first seven months of the year, the Commission's cash and investments increased a total of \$20.1 million.
 - The Operating & Maintenance Account increased by \$8.2 million, for an ending balance of \$30.3 million.
 - The General Account increased by \$1.0 million, for an ending balance of \$17.0 million.
 - The Sales Tax Account remained relatively unchanged at \$2.1 million.
 - The Capital Reserve Fund increased \$167,844 for a balance of \$29.7 million.
 - The Operating Reserve Account increased \$10.6 million for a balance of \$67.0 million.

- The Long-Term Capital Reserve Account increased by \$126,886 for a balance of \$10.2 million.

The following table presents a summary of the changes in cash position by account.

Cash and Investments by Account

Account	Balance 4/30/2016	Balance 11/30/2016	Increase (Decrease)
Operations & Maintenance	\$22,137,284	\$30,339,885	\$8,202,601
General Account	15,977,169	17,049,448	1,072,279
Sales Tax	2,131,597	2,133,400	1,803
Operating Reserve	56,389,449	66,957,436	10,567,987
Capital Reserve	29,541,577	29,709,421	167,844
Long-Term Cap. Reserve	10,113,085	10,239,971	126,886
Total Cash & Investments	\$136,290,161	\$156,429,561	\$20,139,400

Schedule of Investments (Pages 5-11)

1. The average yield to maturity on the Commission's investments was 1.08%, no change from the prior month.
2. The portfolio is showing estimated unrealized losses of \$742,000 at November 30, 2016, compared to \$537,500 in unrealized gains at April 31, 2016.
3. The amortized cost of our investments was \$141.1 million at November 30th, an increase of approximately \$0.2 million from the previous month.


Statement of Cash Flows (Page 12)

1. The statement of cash flows shows a breakdown of the \$20.1 million increase in cash and investments since the beginning of the fiscal year.
2. Operating activities increased cash by \$8.5 million.
3. \$12.4 million of sales tax revenue was received.
4. Capital Assets purchased totaled \$1.8 million year-to-date.
5. Cash flow from investment activity generated \$1.0 million.

Reserve Analysis (Page 13)

1. The reserve analysis report shows the commission has met or exceeded all reserve targets at November 30th.
2. The Operating and Maintenance Account was \$21.7 million over its target balance of \$8.6 million.
3. The Operating Reserve account is \$27.4 million over its minimum target of \$39.6 million due to additional transfers made during the current and prior year to increase the balance beyond its minimum per the Board.

Respectfully submitted,



Bill Fates, CPA
Treasurer

DU PAGE WATER COMMISSION
TREASURER'S REPORT
SUMMARY OF CASH AND INVESTMENTS
November 30, 2016

FUNDS CONSIST OF:	November 30, 2016	October 31, 2016	INCR. - (DECR.)
PETTY CASH	1,200.00	1,200.00	0.00
CASH AT HARRIS BANK	15,346,936.83	14,605,517.19	741,419.64
TOTAL CASH	15,348,136.83	14,606,717.19	741,419.64
IIIT MONEY MARKET FUNDS	1,200,925.77	1,060,917.60	140,008.17
BMO HARRIS MONEY MARKET FUNDS	14,991,747.82	14,984,651.81	7,096.01
U. S. TREASURY INVESTMENTS	32,761,360.37	31,470,340.35	1,291,020.02
U. S. AGENCY INVESTMENTS	60,107,366.67	61,300,100.85	(1,192,734.18)
MUNICIPAL BONDS	6,404,000.36	6,404,367.23	(366.87)
COMMERCIAL PAPER	14,877,803.48	14,868,618.49	9,184.99
ASSET BACKED SEC/COLLATERALIZED MORTGAGE OBLIG CERTIFICATES OF DEPOSIT	7,018,219.41 3,720,000.00	7,101,252.32 3,720,000.00	(83,032.91) 0.00
TOTAL INVESTMENTS	141,081,423.88	140,910,248.65	171,175.23
TOTAL CASH AND INVESTMENTS	156,429,560.71	155,516,965.84	912,594.87
	November 30, 2016	October 31, 2016	% CHANGE
IIIT MONEY MARKET FUNDS	1.0%	0.9%	13.2%
BMO HARRIS MONEY MARKET FUNDS	10.6%	10.6%	0.0%
U. S. TREASURY INVESTMENTS	23.2%	22.3%	4.1%
U. S. AGENCY INVESTMENTS	42.6%	43.5%	-1.9%
MUNICIPAL BONDS	4.5%	4.5%	0.0%
COMMERCIAL PAPER	10.5%	10.6%	0.1%
ASSET BACKED SEC/COLLATERALIZED MORTGAGE OBLIG CERTIFICATES OF DEPOSIT	5.0% 2.6%	5.0% 2.6%	-1.2% 0.0%
TOTAL INVESTMENTS	100.0%	100.0%	0.1%

Note 1 - Investments are carried at amortized cost.

DU PAGE WATER COMMISSION
INVESTMENTS
(Unaudited)
November 30, 2016

FUND SOURCE	COUPON RATE	PURCHASE DATE	MATURITY DATE		YIELD TO MATURITY (COST)	PAR VALUE	AMORTIZED COST	AMORTIZED DISCOUNT (PREMIUM)	PURCHASE PRICE	ACCRUED INTEREST 11/30/16
Water Fund Oper. & Maint. Acct. (01-121103)										
BMO Harris - Money Market	0.580%	11/30/16	12/01/16	1	0.580%	\$ 14,991,747.82	\$ 14,991,747.82	\$ -	\$ 14,991,747.82	-
Water Fund General Account (01-121700)										
IIT - Money Market	0.560%	11/30/16	12/01/16	1	0.560%	843,226.15	843,226.15	-	843,226.15	-
Credit Agricole CIB NY CP	0.000%	08/05/16	12/06/16	6	0.970%	1,750,000.00	1,749,764.24	5,422.57	1,744,341.67	-
BNP Paribas NY Branch CP	0.000%	08/09/16	12/08/16	8	0.960%	500,000.00	499,906.67	1,506.67	498,400.00	-
Bank of Tokyo Mitsubishi CP	0.000%	08/05/16	12/08/16	8	0.890%	1,750,000.00	1,749,697.15	4,975.34	1,744,721.81	-
BNP Paribas NY Branch CP	0.000%	08/15/16	12/13/16	13	0.960%	1,250,000.00	1,249,600.00	3,600.00	1,246,000.00	-
Cooperatieve Rabobank UA CP	0.000%	08/15/16	12/14/16	14	0.900%	1,250,000.00	1,249,593.75	3,343.75	1,246,250.00	-
Cooperatieve Rabobank UA CP	0.000%	10/03/16	01/20/17	51	0.900%	1,000,000.00	998,750.00	1,450.00	997,300.00	-
American Honda Finance CP	0.000%	11/14/16	01/27/17	58	0.660%	2,000,000.00	1,997,910.00	623.33	1,997,286.67	-
Toyota Motor Credit Corp CP	0.000%	10/03/16	03/03/17	93	1.000%	1,500,000.00	1,496,166.66	2,416.66	1,493,750.00	-
JP Morgan Securities LLC CP	0.000%	10/04/16	04/04/17	125	1.010%	1,500,000.00	1,494,833.34	2,416.67	1,492,416.67	-
CD-Cornerstone Bank, NE	0.000%	10/28/16	02/01/17	63	0.700%	248,000.00	248,000.00	-	248,000.00	161.71
CD-United Security Bank, CA	0.000%	11/16/16	05/15/17	166	0.950%	248,000.00	248,000.00	-	248,000.00	96.82
CD-Quontic Bank, NY	0.000%	11/16/16	05/15/17	166	0.850%	248,000.00	248,000.00	-	248,000.00	86.63
CD-Financial Federal Savings Bank, TN	0.000%	10/31/16	05/31/17	182	0.750%	248,000.00	248,000.00	-	248,000.00	157.97
CD-Landmark Community Bank, TN	0.000%	10/31/16	05/31/17	182	0.800%	248,000.00	248,000.00	-	248,000.00	168.50
CD-Bank of China, NY	0.000%	10/31/16	05/31/17	182	0.750%	248,000.00	248,000.00	-	248,000.00	157.97
CD-Prudential Savings Bank, PA	0.000%	10/31/16	05/31/17	182	0.700%	248,000.00	248,000.00	-	248,000.00	147.44
CD-Bofi Federal Bank, CA	0.000%	10/31/16	05/31/17	182	0.750%	248,000.00	248,000.00	-	248,000.00	157.97
CD-Usameribank, FL	0.000%	10/31/16	05/31/17	182	0.740%	248,000.00	248,000.00	-	248,000.00	155.87
CD-Bank of the Ozarks, AR	0.000%	10/31/16	05/31/17	182	0.870%	248,000.00	248,000.00	-	248,000.00	183.25
CD-First Commons Bank, MA	0.000%	10/31/16	05/31/17	182	0.800%	248,000.00	248,000.00	-	248,000.00	168.50
CD-Cfg Community Bank, MD	0.000%	10/31/16	05/31/17	182	0.800%	248,000.00	248,000.00	-	248,000.00	168.50
CD-Patriot Bank, OK	0.000%	10/31/16	05/31/17	182	0.800%	248,000.00	248,000.00	-	248,000.00	168.50
CD-Enerbank USA, UT	0.000%	10/31/16	05/31/17	182	0.700%	248,000.00	248,000.00	-	248,000.00	147.44
CD-Bank Leumi Usa, NY	0.000%	10/31/16	06/29/17	211	0.850%	248,000.00	248,000.00	-	248,000.00	179.04
Weighted Avg Maturity			42		0.854%	\$ 17,063,226.15	\$ 17,049,447.96	\$ 25,754.99	\$ 17,023,692.97	\$ 2,306.11

DU PAGE WATER COMMISSION
 INVESTMENTS
 (Unaudited)
 November 30, 2016

FUND SOURCE	COUPON RATE	PURCHASE DATE	MATURITY DATE		YIELD TO MATURITY (COST)	PAR VALUE	AMORTIZED COST	AMORTIZED DISCOUNT (PREMIUM)	PURCHASE PRICE	ACCRUED INTEREST 11/30/16
Sales Tax Funds (01-123000)										
IIIT - Money Market	0.560%	11/30/16	12/01/16	1	0.560%	652.94	652.94	-	652.94	-
FNMA Notes	1.000%	10/19/16	08/28/19	1,001	1.040%	2,135,000.00	2,132,747.47	95.97	2,132,651.50	5,278.19
	Weighted Avg Maturity		1,001		1.040%	\$ 2,135,652.94	\$ 2,133,400.41	\$ 95.97	\$ 2,133,304.44	\$ 5,278.19

DU PAGE WATER COMMISSION
 INVESTMENTS
 (Unaudited)
 November 30, 2016

FUND SOURCE	COUPON RATE	PURCHASE DATE	MATURITY DATE		YIELD TO MATURITY (COST)	PAR VALUE	AMORTIZED COST	AMORTIZED DISCOUNT (PREMIUM)	PURCHASE PRICE	ACCRUED INTEREST 11/30/16
Water Fund Operating Reserve (01-121800)										
IIIT - Money Market	0.560%	11/30/16	12/01/16	1	0.560%	185,099.10	185,099.10	-	185,099.10	-
US Treasury Notes	0.625%	03/24/16	08/31/17	274	0.790%	1,600,000.00	1,598,013.95	1,826.45	1,596,187.50	2,541.44
US Treasury Notes	0.625%	10/31/12	09/30/17	304	0.750%	100,000.00	99,900.29	533.11	99,367.18	106.46
US Treasury Notes	0.625%	10/31/12	09/30/17	304	0.750%	300,000.00	299,700.86	1,599.30	298,101.56	319.37
US Treasury Notes	0.750%	11/01/12	10/31/17	335	0.740%	25,000.00	25,002.73	41.78	24,960.95	16.06
US Treasury Notes	0.625%	11/05/12	10/31/17	335	0.740%	100,000.00	100,010.91	167.11	99,843.80	64.23
US Treasury Notes	0.875%	10/24/16	11/30/17	365	0.710%	710,000.00	711,131.57	(116.48)	711,248.05	17.07
US Treasury Notes	0.750%	03/08/13	02/28/18	455	0.850%	1,400,000.00	1,398,276.47	5,057.72	1,393,218.75	2,668.51
US Treasury Notes	1.625%	11/14/16	04/30/19	881	1.060%	1,705,000.00	1,727,870.70	(439.85)	1,728,310.55	2,372.63
US Treasury Notes	1.000%	08/25/15	11/30/19	1,095	1.340%	850,000.00	841,555.19	3,475.11	838,080.08	23.35
US Treasury Notes	1.250%	09/03/15	02/29/20	1,186	1.470%	100,000.00	99,313.67	255.08	99,058.59	317.68
US Treasury Notes	1.250%	10/08/15	02/29/20	1,186	1.320%	1,000,000.00	997,909.13	721.63	997,187.50	3,176.80
US Treasury Notes	1.250%	11/05/15	02/29/20	1,186	1.550%	1,050,000.00	1,040,035.63	3,160.63	1,036,875.00	3,335.64
US Treasury Notes	2.000%	12/04/15	07/31/20	1,339	1.580%	1,075,000.00	1,091,092.02	(4,190.21)	1,095,282.23	7,186.14
US Treasury Notes	2.125%	12/30/15	08/31/20	1,370	1.740%	575,000.00	583,052.06	(1,898.14)	584,950.20	3,105.32
US Treasury Notes	1.750%	02/03/16	10/31/20	1,431	1.350%	740,000.00	751,383.27	(2,318.29)	753,701.56	1,108.98
US Treasury Notes	2.625%	05/03/16	11/15/20	1,446	1.210%	2,400,000.00	2,530,600.25	(18,274.75)	2,548,875.00	2,784.53
US Treasury Notes	2.000%	03/24/16	11/30/20	1,461	1.380%	2,000,000.00	2,048,022.84	(7,992.79)	2,056,015.63	109.89
US Treasury Notes	2.375%	03/31/16	12/31/20	1,492	1.280%	775,000.00	808,599.06	(5,332.58)	813,931.64	7,702.62
US Treasury Notes	2.000%	07/06/16	02/28/21	1,551	0.920%	775,000.00	809,697.01	(3,205.33)	812,902.34	3,939.23
US Treasury Notes	1.250%	06/27/16	03/31/21	1,582	0.980%	1,265,000.00	1,279,704.41	(1,404.58)	1,281,108.99	2,693.34
US Treasury Notes	2.000%	09/01/16	05/31/21	1,643	1.220%	1,950,000.00	2,016,557.09	(3,521.04)	2,020,078.13	107.14
US Treasury Notes	2.000%	10/05/16	08/31/21	1,735	1.210%	1,275,000.00	1,321,368.80	(1,493.50)	1,322,862.30	6,480.66
Inter-American Development Bank	1.000%	04/12/16	05/13/19	894	1.100%	790,000.00	788,113.80	483.80	787,630.00	395.00
African Development Bank Note	1.125%	09/14/16	09/20/19	1,024	1.160%	505,000.00	504,499.38	34.68	504,464.70	1,120.47
Intl Bank of Recons and Dev Notes (World Bank)	1.625%	03/14/16	03/09/21	1,560	1.730%	925,000.00	921,205.71	608.71	920,597.00	3,423.78
MS ST Taxable GO Bonds	1.472%	02/18/15	10/01/18	670	1.470%	150,000.00	150,000.00	-	150,000.00	368.00
NYC, NY Taxable GO Bonds	1.650%	03/31/15	10/01/18	670	1.650%	565,000.00	565,000.00	-	565,000.00	1,553.75
CT ST Taxable GO Bonds	1.974%	03/25/15	03/15/19	835	1.970%	300,000.00	300,000.00	-	300,000.00	1,250.20
UNIV OF CAL Taxable Rev Bonds	2.003%	03/25/15	05/15/19	896	2.000%	135,000.00	135,000.00	-	135,000.00	120.18
FL ST Board Admin Fin Corp Taxable Rev Bonds	2.163%	03/08/16	07/01/19	943	2.160%	925,000.00	925,000.00	-	925,000.00	8,336.56
CT ST Taxable GO Bonds	1.300%	08/03/16	08/15/19	988	1.230%	710,000.00	711,387.82	(145.78)	711,533.60	2,666.44
MS ST Taxable GO Bonds	1.679%	02/18/15	10/01/19	1,035	1.680%	310,000.00	310,000.00	-	310,000.00	867.48
NY Trans Fin Auth, NY Txb Rev Bonds	2.750%	04/23/15	02/01/20	1,158	1.880%	375,000.00	384,972.92	(4,843.33)	389,816.25	3,437.50
NY Trans Fin Auth, NY Txb Rev Bonds	1.500%	07/14/16	05/01/21	1,613	1.500%	600,000.00	600,000.00	-	600,000.00	750.00

DU PAGE WATER COMMISSION
INVESTMENTS
(Unaudited)
November 30, 2016

FUND SOURCE	COUPON RATE	PURCHASE DATE	MATURITY DATE		YIELD TO MATURITY (COST)	PAR VALUE	AMORTIZED COST	AMORTIZED DISCOUNT (PREMIUM)	PURCHASE PRICE	ACCRUED INTEREST 11/30/16
Water Fund Operating Reserve (01-121800) Continued...										
FNMA Pool #AJ3174	3.500%	02/17/16	10/01/26	3,592	2.270%	396,349.79	421,121.65	-	421,121.65	1,156.02
FNMA Pool #AT3221	3.500%	06/17/16	03/01/27	3,743	2.270%	500,615.74	532,217.11	-	532,217.11	1,460.13
FNMA Pool #AS4197	3.500%	07/16/15	01/01/30	4,780	2.620%	303,253.53	319,800.46	(1,269.22)	321,069.68	884.49
FHLMC Pool #U49048	3.000%	03/17/16	08/01/30	4,992	2.350%	435,225.44	452,906.06	(1,428.49)	454,334.55	1,088.06
FNMA Pool #AL7738	3.500%	02/17/16	11/01/30	5,084	2.550%	472,883.49	502,337.51	(1,209.53)	503,547.04	1,379.24
FNMA Series 2015-M1 ASQ2	1.626%	01/30/15	02/01/18	428	1.260%	181,278.38	181,808.18	(1,281.63)	183,089.81	245.63
FNMA Series 2015-M7 ASQ2	1.550%	04/30/15	04/01/18	487	0.830%	175,000.00	175,651.11	(1,098.26)	176,749.37	226.04
FNMA Series 2015-M15 ASQ2	1.899%	11/30/15	01/01/19	762	1.200%	195,000.00	196,204.84	(745.14)	196,949.98	308.44
Fannie Mae Series 2015-M13 ASQ2	1.646%	10/30/15	09/01/19	1,005	1.080%	425,000.00	427,885.38	(1,370.53)	429,255.91	582.96
Fannie Mae Series 2016-M1 ASQ2	2.132%	01/29/16	02/01/21	1,524	1.680%	925,000.00	932,471.53	(1,762.19)	934,233.72	1,643.42
FNMA Series 2010-18 LV	4.500%	07/21/15	04/01/21	1,583	2.030%	312,306.52	312,306.52	(21,666.28)	333,972.80	1,171.15
Fannie Mae Global Notes	0.875%	11/27/13	10/26/17	330	1.080%	1,300,000.00	1,297,660.26	7,605.26	1,290,055.00	1,105.90
Tennessee Valley Authority Notes	6.250%	08/19/15	12/15/17	380	1.010%	720,000.00	758,897.06	(47,485.66)	806,382.72	20,750.00
FHLB Notes	0.875%	02/18/16	03/19/18	474	0.890%	2,300,000.00	2,299,552.24	265.24	2,299,287.00	4,025.00
FNMA Notes	0.875%	03/04/16	03/28/18	483	0.970%	1,100,000.00	1,098,583.87	783.87	1,097,800.00	1,684.38
FHLMC Reference Note	0.750%	06/23/16	04/09/18	495	0.850%	1,500,000.00	1,498,058.40	623.40	1,497,435.00	1,625.00
Fannie Mae Global Notes	0.875%	05/24/13	05/21/18	537	1.190%	500,000.00	497,710.61	5,285.61	492,425.00	121.53
Fannie Mae Global Notes	0.875%	05/22/13	05/21/18	537	1.050%	1,000,000.00	997,461.91	5,911.91	991,550.00	243.06
Federal Home Loans Banks Agency	0.875%	05/26/16	06/29/18	576	0.990%	1,100,000.00	1,097,991.49	642.49	1,097,349.00	4,063.89
Federal Home Loans Banks Agency	0.875%	06/23/16	06/29/18	576	0.860%	1,200,000.00	1,200,263.54	(72.46)	1,200,336.00	4,433.33
FHLB Notes	0.625%	08/11/16	08/07/18	615	0.820%	635,000.00	632,974.22	361.82	632,612.40	1,256.77
FHLB Notes	0.625%	08/08/16	08/07/18	615	0.840%	1,250,000.00	1,245,422.25	847.25	1,244,575.00	2,473.96
FHLB Global Note	0.875%	08/25/16	10/01/18	670	0.910%	1,650,000.00	1,649,015.91	137.91	1,648,878.00	2,406.25
FHLMC Reference Note	0.875%	09/15/16	10/12/18	681	0.900%	400,000.00	399,845.35	17.35	399,828.00	729.17
FNMA Benchmark Note	1.125%	09/01/15	10/19/18	688	1.180%	2,300,000.00	2,297,739.84	1,465.84	2,296,274.00	3,018.75
Fannie Mae Global Notes	1.625%	10/23/14	11/27/18	727	1.390%	990,000.00	994,636.93	(4,768.07)	999,405.00	178.75
FNMA Benchmark Note	1.375%	01/08/16	01/28/19	789	1.180%	275,000.00	274,878.38	48.88	274,829.50	1,291.93
FNMA Benchmark Note	1.000%	02/23/16	02/26/19	818	1.080%	1,100,000.00	1,098,062.48	658.48	1,097,404.00	2,902.78
FNMA Benchmark Note	1.000%	08/05/16	02/26/19	818	0.900%	2,255,000.00	2,260,011.29	(693.86)	2,260,705.15	5,950.69
Freddie Mac Notes	1.125%	03/24/16	04/15/19	866	1.150%	1,700,000.00	1,699,050.53	274.53	1,698,776.00	2,443.75
FNMA Notes	1.750%	06/30/16	06/20/19	932	0.800%	1,000,000.00	1,023,839.36	(3,870.64)	1,027,710.00	7,826.39
FHLB Global Note	1.125%	06/02/16	06/21/19	933	1.140%	1,050,000.00	1,049,628.22	69.22	1,049,559.00	5,250.00
FHLMC Reference Note	0.875%	07/20/16	07/19/19	961	0.960%	1,500,000.00	1,496,511.83	471.83	1,496,040.00	4,776.04
FNMA Benchmark Note	0.875%	07/29/16	08/02/19	975	0.930%	1,600,000.00	1,597,604.75	292.75	1,597,312.00	4,627.78
FHLB Global Note	0.875%	08/03/16	08/05/19	978	0.940%	600,000.00	598,971.25	123.25	598,848.00	1,706.25
FHLB Notes	1.375%	11/17/16	11/15/19	1,080	1.380%	1,790,000.00	1,789,593.53	5.23	1,789,588.30	957.15
FNMA Benchmark Note	1.750%	12/03/14	11/26/19	1,091	1.610%	475,000.00	476,866.61	(1,197.14)	478,063.75	115.45
FHLB Global Note	1.125%	08/02/16	07/14/21	1,687	1.210%	1,000,000.00	996,408.66	248.66	996,160.00	4,281.25
FHLB Global Note	1.125%	07/14/16	07/14/21	1,687	1.250%	1,525,000.00	1,516,408.13	681.65	1,515,726.48	6,528.91
Weighted Avg Maturity			1,076		1.196%	\$ 66,382,011.99	\$ 66,957,435.89	\$ (100,308.21)	\$ 67,057,744.10	\$ 181,386.14

DU PAGE WATER COMMISSION
INVESTMENTS
(Unaudited)
November 30, 2016

FUND SOURCE	COUPON RATE	PURCHASE DATE	MATURITY DATE		YIELD TO MATURITY (COST)	PAR VALUE	AMORTIZED COST	AMORTIZED DISCOUNT (PREMIUM)	PURCHASE PRICE	ACCRUED INTEREST 11/30/16
Water Fund L-T Water Capital Reserve (01-121900)										
IIIT - Money Market (PFM Asset Management)	0.560%	11/30/16	12/01/16	1	0.560%	67,315.74	67,315.74	-	67,315.74	-
US Treasury Notes	0.625%	03/28/16	08/31/17	274	0.790%	445,000.00	444,452.59	495.56	443,957.03	706.84
US Treasury Notes	0.625%	05/15/14	11/30/17	365	1.030%	425,000.00	423,281.98	4,308.35	418,973.63	7.30
US Treasury Notes	0.750%	12/31/13	02/28/18	455	1.380%	485,000.00	481,265.50	8,504.17	472,761.33	924.45
US Treasury Notes	0.625%	05/13/13	04/30/18	516	0.820%	105,000.00	104,708.24	717.23	103,991.01	56.20
US Treasury Notes	0.625%	05/15/13	04/30/18	516	0.820%	180,000.00	179,505.69	1,214.28	178,291.41	96.34
US Treasury Notes	1.125%	04/24/15	04/30/20	1,247	1.350%	300,000.00	297,767.24	1,013.33	296,753.91	289.02
US Treasury Notes	1.750%	02/03/16	10/31/20	1,431	1.350%	250,000.00	253,845.70	(783.21)	254,628.91	374.65
US Treasury Notes	2.000%	03/28/16	11/30/20	1,461	1.380%	265,000.00	271,395.09	(1,047.68)	272,442.77	14.56
US Treasury Notes	1.625%	11/14/16	11/30/20	1,461	1.400%	320,000.00	322,769.57	(30.43)	322,800.00	14.36
US Treasury Notes	2.000%	03/28/16	10/31/21	1,796	1.520%	275,000.00	281,198.41	(816.24)	282,014.65	470.99
US Treasury Notes	1.875%	01/12/15	11/30/21	1,826	1.780%	260,000.00	261,238.37	(437.41)	261,675.78	13.39
US Treasury Notes	1.500%	12/30/15	01/31/22	1,888	2.040%	75,000.00	73,028.32	331.05	72,697.27	376.02
US Treasury Notes	1.500%	09/03/15	01/31/22	1,888	1.870%	350,000.00	343,670.10	1,435.72	342,234.38	1,754.76
US Treasury Notes	1.625%	02/26/15	08/15/22	2,084	1.820%	175,000.00	173,186.25	524.14	172,662.11	834.58
US Treasury Notes	1.625%	12/04/15	11/15/22	2,176	1.930%	200,000.00	196,634.42	525.04	196,109.38	143.65
US Treasury Notes	1.750%	04/24/15	05/15/23	2,357	1.790%	390,000.00	389,011.13	229.88	388,781.25	301.66
US Treasury Notes	1.375%	09/01/16	08/31/23	2,465	1.470%	275,000.00	273,318.76	58.99	273,259.77	960.98
US Treasury Notes	2.750%	03/28/16	11/15/23	2,541	1.720%	150,000.00	160,060.72	(913.89)	160,974.61	182.32
US Treasury Notes	2.750%	10/09/15	11/15/23	2,541	1.910%	155,000.00	163,476.67	(1,289.54)	164,766.21	188.40
US Treasury Notes	2.750%	05/26/16	11/15/23	2,541	1.650%	275,000.00	294,761.25	(1,336.41)	296,097.66	334.25
US Treasury Notes	2.750%	10/05/16	02/15/24	2,633	1.460%	75,000.00	81,603.90	(134.38)	81,738.28	605.30
US Treasury Notes	2.375%	03/28/16	08/15/24	2,815	1.810%	200,000.00	208,026.78	(652.91)	208,679.69	1,394.02
US Treasury Notes	2.125%	05/03/16	05/15/25	3,088	1.760%	150,000.00	154,292.23	(266.36)	154,558.59	140.88
US Treasury Notes	2.250%	07/06/16	11/15/25	3,272	1.320%	105,000.00	113,269.00	(344.28)	113,613.28	104.42
US Treasury Notes	2.250%	06/27/16	11/15/25	3,272	1.450%	115,000.00	122,698.57	(337.95)	123,036.52	114.36
Inter-American Development Bank	1.000%	04/12/16	05/13/19	894	1.100%	140,000.00	139,665.74	85.74	139,580.00	70.00
Intl Bank of Recons and Dev Notes (World Bank)	1.625%	03/14/16	03/09/21	1,560	1.730%	150,000.00	149,384.71	98.71	149,286.00	555.21
Asian Development Bank Note	1.625%	03/16/16	03/16/21	1,567	1.640%	150,000.00	149,900.31	15.81	149,884.50	507.81
NYC, NY Taxable GO Bonds	1.650%	03/31/15	10/01/18	670	1.650%	95,000.00	95,000.00	-	95,000.00	261.25
FL ST Board Admin Fin Corp Taxable Rev Bonds	2.163%	03/08/16	07/01/19	943	2.160%	150,000.00	150,000.00	-	150,000.00	1,351.88
MS ST Taxable GO Bonds	1.679%	02/18/15	10/01/19	1,035	1.680%	40,000.00	40,000.00	-	40,000.00	111.93
NY Trans Fin Auth, NY Txbl Rev Bonds	2.750%	04/23/15	02/01/20	1,158	1.880%	75,000.00	76,994.58	(968.67)	77,963.25	687.50
CT ST Taxable GO Bonds	2.294%	03/25/15	03/15/20	1,201	2.290%	70,000.00	70,000.00	-	70,000.00	339.00
UNIV OF CAL Taxable Rev Bonds	2.253%	03/25/15	05/15/20	1,262	2.250%	50,000.00	50,000.00	-	50,000.00	50.07
NY Trans Fin Auth, NY Txbl Rev Bonds	1.500%	07/14/16	05/01/21	1,613	1.500%	100,000.00	100,000.00	-	100,000.00	125.00
FNMA Pool #AJ3174	3.500%	02/17/16	10/01/26	3,592	2.270%	63,484.61	67,452.39	-	67,452.39	185.16
FNMA Pool #AT3221	3.500%	06/17/16	03/01/27	3,743	2.270%	91,483.08	97,257.95	-	97,257.95	266.83
FNMA Pool #AS4197	3.500%	07/16/15	01/01/30	4,780	2.620%	74,921.47	79,009.54	(313.56)	79,323.10	218.52
FHLMC Pool #U49048	3.000%	03/17/16	08/01/30	4,992	2.350%	65,283.81	67,935.90	(214.28)	68,150.18	163.21
FNMA Pool #AL7738	3.500%	02/17/16	11/01/30	5,084	2.550%	78,048.74	82,910.09	(199.63)	83,109.72	227.64

DU PAGE WATER COMMISSION
INVESTMENTS
(Unaudited)
November 30, 2016

FUND SOURCE	COUPON RATE	PURCHASE DATE	MATURITY DATE		YIELD TO MATURITY (COST)	PAR VALUE	AMORTIZED COST	AMORTIZED DISCOUNT (PREMIUM)	PURCHASE PRICE	ACCRUED INTEREST 11/30/16
Water Fund L-T Water Capital Reserve (01-121900) Continued...										
FNMA Series 2015-M15 ASQ2	1.899%	11/30/15	01/01/19	762	1.200%	45,000.00	45,278.04	(171.96)	45,450.00	71.18
Fannie Mae Series 2015-M13 ASQ2	1.646%	10/30/15	09/01/19	1,005	1.080%	80,000.00	80,543.13	(257.98)	80,801.11	109.73
Fannie Mae Series 2016-M1 ASQ2	2.132%	01/29/16	02/01/21	1,524	1.680%	175,000.00	176,413.53	(333.39)	176,746.92	310.92
FNMA SERIES 2015	2.013%	03/31/15	07/01/22	2,039	1.710%	21,098.22	21,253.40	(55.42)	21,308.82	35.39
Fannie Mae Global Notes	0.875%	05/15/14	05/21/18	537	1.300%	425,000.00	422,354.11	4,455.86	417,898.25	103.30
FHLB Notes	0.625%	08/11/16	08/07/18	615	0.820%	235,000.00	234,250.30	133.90	234,116.40	465.10
Fannie Mae Global Notes	1.625%	12/31/13	11/27/18	727	1.780%	475,000.00	473,590.51	1,982.01	471,608.50	85.76
Fannie Mae Benchmark Notes	1.875%	05/15/14	02/19/19	811	1.550%	400,000.00	402,822.91	(3,121.09)	405,944.00	2,125.00
FHLB Global Note	1.125%	06/02/16	06/21/19	933	1.140%	375,000.00	374,867.22	24.72	374,842.50	1,875.00
FHLB Global Note	1.125%	07/13/16	07/14/21	1,687	1.230%	250,000.00	248,858.75	91.25	248,767.50	1,070.31
FNMA Notes	2.125%	04/26/16	04/24/26	3,432	2.210%	210,000.00	208,446.05	88.25	208,357.80	458.65
		Weighted Avg Maturity	1,543		1.518%	\$ 10,151,635.67	\$ 10,239,971.38	\$ 12,307.32	\$ 10,227,664.06	\$ 22,235.05
Capital Reserve (01-122000)										
IIIT - Money Market (PFM Asset Management)	0.560%	11/30/16	12/01/16	1	0.560%	104,631.84	104,631.84	-	104,631.84	-
US Treasury Notes	0.625%	04/23/15	11/30/17	365	0.780%	900,000.00	898,645.79	2,161.41	896,484.38	15.45
US Treasury Notes	0.875%	12/31/14	01/31/18	427	1.160%	1,000,000.00	996,747.22	5,262.84	991,484.38	2,924.59
US Treasury Notes	1.250%	05/03/16	11/30/18	730	0.830%	705,000.00	710,796.82	(1,638.72)	712,435.54	24.21
US Treasury Notes	1.500%	12/04/15	12/31/18	761	1.220%	975,000.00	980,632.43	(2,632.22)	983,264.65	6,120.24
US Treasury Notes	1.625%	11/14/16	04/30/19	881	1.060%	915,000.00	927,273.72	(236.05)	927,509.77	1,273.29
Intl Bank of Recons and Dev Notes (World Bank)	0.875%	04/12/16	07/19/18	596	0.950%	600,000.00	599,225.78	287.78	598,938.00	1,925.00
African Development Bank Note	1.625%	10/31/16	10/02/18	671	1.120%	200,000.00	201,836.96	(77.04)	201,914.00	532.64
Inter-American Development Bank	1.000%	04/12/16	05/13/19	894	1.100%	420,000.00	418,997.21	257.21	418,740.00	210.00
African Development Bank Note	1.125%	09/14/16	09/20/19	1,024	1.160%	235,000.00	234,767.04	16.14	234,750.90	521.41
UNIV OF CAL Taxable Rev Bonds	0.934%	03/25/15	05/15/17	166	0.930%	175,000.00	175,000.00	-	175,000.00	72.64
MS ST Taxable GO Bonds	1.090%	02/18/15	10/01/17	305	1.090%	35,000.00	35,000.00	-	35,000.00	63.58
Regional Trans Auth, IL Rev Bonds	1.250%	04/26/16	05/04/18	520	1.250%	600,000.00	600,000.00	-	600,000.00	1,250.00
FL ST Board Admin Fin Corp Taxable Rev Bonds	2.163%	03/08/16	07/01/19	943	2.160%	600,000.00	600,000.00	-	600,000.00	5,407.50
CT ST Taxable GO Bonds	1.300%	08/03/16	08/15/19	988	1.230%	330,000.00	330,645.04	(67.76)	330,712.80	1,239.33

DU PAGE WATER COMMISSION
INVESTMENTS
(Unaudited)
November 30, 2016

FUND SOURCE	COUPON RATE	PURCHASE DATE	MATURITY DATE		YIELD TO MATURITY (COST)	PAR VALUE	AMORTIZED COST	AMORTIZED DISCOUNT (PREMIUM)	PURCHASE PRICE	ACCRUED INTEREST 11/30/16
Capital Reserve (01-122000) Continued...										
FNMA SERIES 2015 M1	1.626%	01/30/15	02/01/18	428	1.260%	90,639.19	90,904.09	(640.81)	91,544.90	122.82
FNMA SERIES 2015 M7	1.550%	04/30/15	04/01/18	487	1.260%	105,000.00	105,390.66	(658.96)	106,049.62	135.63
FNMA Series 2014-M1 ASQ2	2.323%	09/01/16	11/01/18	701	1.150%	263,912.36	268,823.05	(697.46)	269,520.51	510.89
FNMA Series 2015-M15 ASQ2	1.899%	11/30/15	01/01/19	762	1.200%	130,000.00	130,803.23	(496.76)	131,299.99	205.63
FNMA Series 2016-M9 ASQ2	1.785%	06/09/16	06/01/19	913	1.050%	230,000.00	231,915.64	(384.25)	232,299.89	342.13
Fannie Mae Series 2015-M13 ASQ2	1.646%	10/30/15	09/01/19	1,005	1.080%	275,000.00	276,867.01	(886.81)	277,753.82	377.21
Freddie Mac Series 4459 NB	4.500%	06/11/15	01/01/20	1,127	0.770%	121,134.65	124,857.32	(2,144.78)	127,002.10	454.25
FNMA Series 2015-M12 FA	0.540%	09/30/15	04/25/20	1,242	0.540%	397,279.53	397,279.53	143.02	397,136.51	298.23
FNMA Series 2010-18 LV	4.500%	07/21/15	04/01/21	1,583	2.030%	218,614.56	218,614.56	(15,166.39)	233,780.95	819.80
Tennessee Valley Authority Notes	6.250%	08/19/15	12/15/17	380	1.010%	480,000.00	505,931.37	(31,657.11)	537,588.48	13,833.33
FHLB Notes	0.875%	02/18/16	03/19/18	474	0.890%	1,475,000.00	1,474,712.85	170.10	1,474,542.75	2,581.25
FNMA Notes	0.875%	03/04/16	03/28/18	483	0.970%	1,475,000.00	1,473,101.10	1,051.10	1,472,050.00	2,258.59
FHLMC Reference Note	0.750%	04/06/16	04/09/18	495	0.830%	725,000.00	724,228.75	367.00	723,861.75	785.42
Federal Home Loan Banks Agcy	0.875%	08/11/16	06/29/18	576	0.850%	450,000.00	450,144.13	(26.87)	450,171.00	1,662.50
Federal Home Loan Banks Agcy	0.875%	05/26/16	06/29/18	576	0.990%	785,000.00	783,566.65	458.50	783,108.15	2,900.14
FHLB Notes	0.625%	07/07/16	08/07/18	615	0.730%	750,000.00	748,735.72	295.72	748,440.00	1,484.38
FHLB Notes	0.625%	08/10/16	08/07/18	615	0.810%	870,000.00	867,357.42	472.02	866,885.40	1,721.88
FHLB Global Note	0.875%	08/25/16	10/01/18	670	0.910%	550,000.00	549,671.97	45.97	549,626.00	802.08
FNMA Benchmark Note	1.125%	09/01/15	10/19/18	688	1.180%	1,475,000.00	1,473,550.55	940.05	1,472,610.50	1,935.94
FNMA Benchmark Note	1.375%	01/08/16	01/28/19	789	1.400%	1,255,000.00	1,254,444.95	223.05	1,254,221.90	5,895.89
FNMA Benchmark Note	1.000%	02/23/16	02/26/19	818	1.080%	1,475,000.00	1,472,401.96	882.96	1,471,519.00	3,892.36
Freddie Mac Notes	1.125%	03/31/16	04/15/19	866	1.050%	925,000.00	926,726.47	(475.03)	927,201.50	1,329.69
FHLB Global Note	1.125%	06/27/16	06/21/19	933	0.820%	1,125,000.00	1,133,765.74	(1,430.68)	1,135,196.42	5,625.00
FHLMC Reference Note	0.875%	07/19/16	07/19/19	961	0.960%	650,000.00	648,615.68	188.68	648,427.00	2,069.62
FNMA Benchmark Note	0.875%	07/29/16	08/02/19	975	0.930%	750,000.00	748,877.23	137.23	748,740.00	2,169.27
FNMA Notes	0.875%	08/31/16	08/28/19	1,001	1.050%	1,675,000.00	1,672,600.09	213.09	1,672,387.00	4,140.97
FHLB Global Note	1.000%	10/03/16	09/26/19	1,030	1.010%	750,000.00	749,751.18	13.68	749,737.50	1,354.17
JP Morgan Securities CP	0.000%	04/01/16	12/27/16	27	1.040%	600,000.00	599,553.67	4,137.17	595,416.50	-
Credit Agricole CIB NY CP	0.000%	08/09/16	02/03/17	65	1.280%	600,000.00	598,645.33	3,108.66	595,536.67	-
Bank of Montreal Chicago	0.000%	06/16/16	03/03/17	93	1.040%	600,000.00	598,420.67	4,360.67	594,060.00	-
BNP Paribas NY CP	0.000%	10/21/16	07/18/17	230	1.330%	600,000.00	594,962.00	(1,291.50)	596,253.50	-
Weighted Avg Maturity			679		1.052%	\$ 29,666,212.13	\$ 29,709,420.42	\$ (35,415.15)	\$ 29,744,835.57	\$ 81,288.95
TOTAL ALL FUNDS					1.080%	\$ 140,390,486.70	\$ 141,081,423.88	\$ (97,565.08)	\$ 141,178,988.96	\$ 292,494.44
Less: Net Unsettled Trades										
							<u>\$ 141,081,423.88</u>			
November 30, 2016					90 DAY US TREASURY YIELD		Longest Maturity	3,432	\$ 210,000.00	
					3 month US Treasury Bill Index	0.48%				
					0-3 Year US Treasury Index	0.37%				
					1-3 Year US Treasury Index	0.93%				
					1-5 Year US Treasury Index	1.10%				
					1-10 Year US Treasury Index	1.33%				
						1.57%				

DUPAGE WATER COMMISSION
ELMHURST, ILLINOIS
TREASURER'S REPORT
STATEMENT OF CASH FLOWS

For the Period from May 1, 2016 to November 30, 2016

CASH FLOWS FROM OPERATING ACTIVITIES

Cash received from customers	\$	78,181,917
Cash payments to suppliers		(68,036,964)
Cash payments to employees		(1,677,054)
Net cash from operating activities		8,467,899

CASH FLOWS FROM NONCAPITAL

FINANCING ACTIVITIES

Cash received from sales taxes		12,392,025
Cash Received from water quality loans		49,043
Cash payments for net pension activity		0
Net cash from noncapital financing activities		12,441,068

CASH FLOWS FROM CAPITAL AND
RELATED FINANCING ACTIVITIES

Interest paid		(43)
Principal Paid		(3,240)
Construction and purchase of capital assets		(1,811,124)
Net cash from capital and related financing activities		(1,814,407)

CASH FLOWS FROM INVESTING ACTIVITIES

Investment income		1,044,840
Net cash from investing activities		1,044,840

Net Increase (Decrease) in cash and investments		20,139,400
---	--	------------

CASH AND INVESTMENTS, MAY 1, 2016		136,290,161
-----------------------------------	--	-------------

CASH AND INVESTMENTS, NOV 30, 2016		\$ 156,429,561
------------------------------------	--	----------------


November 30, 2016
 TREASURER'S REPORT
 DPWC MONTHLY CASH/OPERATING REPORT

	11/30/2016		
	YEAR END TARGETED Reserve or Monthly Cash Amount-Needed	Amount On Hand	Amount Over - (Under) Target
TABLE 1	A	B	C
RESERVE ANALYSIS			
A. Operating Reserve # of days per current fiscal year management budget	\$ 39,602,480 120	\$ 66,957,436 203	\$ 27,354,956
B. Capital Reserve	\$ 29,361,790	\$ 29,709,420	\$ 347,630
C. Long Term Water Capital Reserve	\$ 9,925,000	\$ 10,239,971	\$ 314,971
D. O+M Account (1)	\$ 8,645,244	\$ 30,339,885	\$ 21,694,641
E. Current Construction Obligation and Customer Construction Escrows	\$ 168,999	\$ 168,999	\$ -
TOTAL SUMMARY CASH + RESERVE ANALYSIS	\$ 87,703,513	\$ 137,415,711	\$ 49,712,199

TABLE 2		
OTHER CASH		
F. General Fund		\$ 17,049,448
G. Sales Tax		\$ 1,964,401
TOTAL TABLE 2-OTHER CASH		\$ 19,013,849
TOTAL MONTH END FUNDS CASH BALANCE-Table1+2		\$ 156,429,561

Note 1: The O&M Account target varies from month to month. The cash balance should be enough to cover the current months operating cash outflows.

REQUEST FOR BOARD ACTION

AGENDA SECTION Administration Committee	ORIGINATING DEPARTMENT General Manager's Office
ITEM Contract Agreement	APPROVAL 
<p>Account Number: 01-60-628000</p> <p>To retain the consulting services of John J. Millner and Associates, Inc. for another year. Agreement between DuPage Water Commission and John J. Millner and Associates, Inc., for consulting services in an amount not to exceed \$24,000.00 for a term beginning January 1, 2017 and ending December 31, 2017. (see attached agreement)</p>	
MOTION: To authorize the Execution of a Consulting Agreement with John J. Millner and Associates, Inc. in an amount not to exceed \$24,000.00.	

CONTRACTUAL AGREEMENT

This Agreement is made on the 1st day of January 2017, between JOHN J. MILLNER AND ASSOCIATES, INC. ("JJM") having its principal place of business, at 2700 International Drive, Suite 100, West Chicago, IL 60185 and DUPAGE WATER COMMISSION having its principal place of business at 600 E. Butterfield Rd., Elmhurst, IL 60126.

IN CONSIDERATION of DUPAGE WATER COMMISSION, retaining JJM, it is agreed as follows:

I. COMPENSATION AND TERMS

DUPAGE WATER COMMISSION retains JJM and JJM hereby agrees to represent DUPAGE WATER COMMISSION in the capacity of "consultant", before the Illinois General Assembly and the executive levels of state and local government.

The term of this Agreement is as follows:

\$ 24,000.00
(4 quarterly payments of \$6,000.00)
January 1, 2017 – December 31, 2017

II. WARRANTIES BY JOHN J. MILLNER AND ASSOCIATES, INC.

JJM represents and warrants to DUPAGE WATER COMMISSION that it has the experience and ability to perform the services required by this Agreement; that they will perform said services, in a professional, competent and timely manner, as represented and suitable for the performance of the Agreement; and that they have the power to enter into and perform this Agreement; and that their performance of this Agreement shall not infringe upon or violate the rights of any third party or violate any federal, state and municipal laws. JJM further warrants that they have complied and will continue to comply with the Illinois Lobbyist Registration Act.

III. INDEPENDENT CONTRACTOR

JJM acknowledges that the services rendered under this Agreement shall be solely as an independent contractor. JJM shall not enter into any contract or commitment on behalf of DUPAGE WATER COMMISSION, JJM further acknowledges that they are not considered an affiliate or subsidiary of DUPAGE WATER COMMISSION, and are not entitled to any of DUPAGE WATER COMMISSION employment rights or benefits. It is expressly understood that this undertaking is not a joint venture.

IV. BUSINESS PRACTICES

JJM hereby represents and covenants that they:

- have no knowledge or information that any unlawful payments, disbursements, assignments or transfers of property of any type have been made, or promised to any governmental official or to any intermediary, broker or agent who shall in turn, directly or indirectly unlawfully pay, disburse, assign or transfer property to any governmental official, to unlawfully influence any act or decision of any governmental official;
- will take all reasonable steps to ensure that no unlawful payments, disbursements, assignments or transfers of property of any type be made to any governmental official, or to any inter-

mediary, broker or agent who shall in turn, directly or indirectly unlawfully pay, disburse, assign or transfer property to any governmental official, to unlawfully influence any act or decision of any governmental official.

V. CONFIDENTIALITY

JJM recognizes and acknowledges that this Agreement creates a confidential relationship between JJM and DUPAGE WATER COMMISSION and that information concerning DUPAGE WATER COMMISSION, or its operation, whether written or oral, is confidential in nature. All such information concerning DUPAGE WATER COMMISSION is hereinafter collectively referred to as "Confidential Information". JJM will not use, disclose to any third party, directly or indirectly, for its own benefit or the benefit of others, both during the term of the Agreement and subsequent to its termination, any Confidential Information which JJM may acquire or develop in connection with or as a result of the performance of this agreement. JJM further agrees to bind their employees and subcontractors to the terms and conditions of this Agreement.

VI. GRANT

JJM agrees that their work product produced in the performance of this Agreement shall remain the exclusive property of DUPAGE WATER COMMISSION, and that they will not sell, transfer, publish, disclose, display or otherwise make the work product available directly to third parties without DUPAGE WATER COMMISSION, prior written consent. Any rights granted to JJM under this Agreement shall not affect DUPAGE WATER COMMISSION, exclusive ownership of the work product.

VII. TERMINATION OF AGREEMENT

DUPAGE WATER COMMISSION may, with or without cause, terminate this Agreement upon the giving of thirty (30) days prior written notice to the Consultant. In the event of such termination, the Consultant shall be compensated on a pro-rata basis through the date of termination.

IN WITNESS WHEREOF, DUPAGE WATER COMMISSION, and JJM do hereby affirm that they understand the provisions contained herein. Therefore, in consideration of the mutual covenants contained herein, DUPAGE WATER COMMISSION, and JJM, have caused this contract to be executed, by witness of the signatures following, as of the day and year first written.

DUPAGE WATER COMMISSION

JOHN J. MILLNER AND ASSOCIATES, INC

BY: _____

BY: _____

TITLE: _____



TITLE: _____

DATE: _____

DATE: _____

DATE: November 28, 2016

REQUEST FOR BOARD ACTION

AGENDA SECTION Engineering & Construction Committee	ORIGINATING DEPARTMENT GIS 
ITEM Requisition No. 44031	APPROVAL 
Account Number: 01-60-659000	
<p>Staff is requesting authorization to pay Infor Global Solutions Inc. for software maintenance in the amount of \$42,911.01. This expense is for the Infor Enterprise Asset Management (EAM) system, the Commission's maintenance and purchasing management program. The software maintenance fee is due annually and provides the Commission with telephone and online product support, patches, revision changes, and program updates.</p> <p>This expense was budgeted in the Annual Management Budget, but Board approval is required due to the sole source supply from the manufacturer at a cost in excess of \$20,000.00.</p>	
MOTION: To approve Requisition No. 44031 in the amount of \$42,911.01 to Infor Global Solutions Inc.	



DuPage Water Commission

600 E. Butterfield Road
Elmhurst, IL 60126

Purchase Requisition

Requisition: 44031 [Infor EAM Annual Software Maintenance 2017] **Requisition Date:** 11/28/2016

Status: ARR [Accounting Review]
For Store: DPS [DuPage Pumping Station]
Originator: 106-0009 [FRANK FRELKA]

DuPage Water / Supplier Part No.

Line	Task	Due date	Quantity	UOM	Units	Unit Price	Total
1		11/28/16	1			\$42,911.01	\$42,911.01 USD
Account		01-60-659000/2017					
From Supplier:		INFOR [Infor EAM]					
:							

Total 42,911.01 USD

Approver: _____

Date approved: _____

Requisition Comments: Line 1 Annual software maintenance fee for Infor EAM.
Copy of invoice is on the Documents tab.
RFBA paperwork in process.



DuPage Water Commission

MEMORANDUM

TO: John Spatz, General Manager

FROM: Cheryl Peterson, Financial Administrator *amp*

DATE: December 6, 2016

SUBJECT: Accounts Payable Listings

Following is a summary of the Accounts Payable to be considered at the December 15, 2016 Commission meeting:

November 9, 2016 to December 6, 2016 A/P Report	\$7,675,589.44
Accrued and estimated payments required before January 2017 Commission meeting	<u>2,553,410.00</u>
Total	<u>\$10,228,999.44</u>

cc: Chairman and Commissioners



Payable Number	Description	Post Date	Payable Amount	Net Amount
Payable Account: 01-211000 - ACCOUNTS PAYABLE				
Vendor: 1886	ANDERSON PEST SOLUTIONS			Payable Count: (1) 75.00
4072910	EXTERMINATOR SERVICE	12/06/2016	75.00	75.00
Vendor: 1516	ARAMARK REFRESHMENTS			Payable Count: (2) 79.02
8828083	Supplies	11/28/2016	26.34	26.34
8694268	Supplies	11/30/2016	52.68	52.68
Vendor: 1802	BAKER TILLY VIRCHOW KRAUSE, LLP			Payable Count: (1) 2,871.00
BT1038338	PROFESSIONAL SERVICES 10/26/16-11/22/16	11/30/2016	2,871.00	2,871.00
Vendor: 1980	BEARY LANDSCAPE MANAGEMENT			Payable Count: (2) 2,816.25
37655	TANK SITE LANDSCAPING: November 2016	11/30/2016	775.25	775.25
37656	LAWN MAINTENANCE: November 2016	11/30/2016	2,041.00	2,041.00
Vendor: 1692	BRIDGEPOINT TECHNOLOGIES			Payable Count: (2) 65.00
27403	Hosting services	11/30/2016	20.00	20.00
27464	Hosting Services: December 2016	12/06/2016	45.00	45.00
Vendor: 1091	CINTAS FIRST AID & SAFETY			Payable Count: (1) 257.64
8402951673	Safety Supplies	11/30/2016	257.64	257.64
Vendor: 1134	CITY OF CHICAGO DEPARTMENT OF WATER			Payable Count: (2) 55,525.31
INV0001441	LEX PUMP STATION LABOR: October 2016	11/28/2016	34,302.24	34,302.24
INV0001453	LEX PS REPAIRS & MAINTENANCE	11/30/2016	21,223.07	21,223.07
Vendor: 1135	CITY OF CHICAGO SUPERINTENDENT OF WATER COLLECTION			Payable Count: (1) 7,467,391.60
INV0001454	WATER BILLING: November 2016	11/30/2016	7,467,391.60	7,467,391.60
Vendor: 1840	DATO PISTORIO FINANCIAL GROUP, INC.			Payable Count: (1) 708.71
939	Open Enrollment 2016	11/28/2016	708.71	708.71
Vendor: 2080	DIXON ENGINEERING, INC.			Payable Count: (4) 6,809.75
16-1317	Tank Rehab	11/30/2016	2,955.00	2,955.00
16-1352	Tank Rehab	11/30/2016	513.35	513.35
16-1353	Tank Rehab	11/30/2016	386.40	386.40
16-1415	Tank Rehab	11/30/2016	2,955.00	2,955.00
Vendor: 2003	ECO CLEAN MAINTENANCE, INC.			Payable Count: (1) 1,664.85
5890	JANITORIAL SERVICE: November 2016	11/30/2016	1,664.85	1,664.85
Vendor: 1097	ELMHURST PLAZA STANDARD INC.			Payable Count: (4) 1,677.86
40942	Vehicle Repairs: M166601	11/15/2016	384.24	384.24
40944	Vehicle Repairs: M127481	11/15/2016	577.49	577.49
40906	Vehicle Maintenance: M149266	11/30/2016	456.14	456.14
40993	Vehicle Repairs: M149226	12/06/2016	259.99	259.99
Vendor: 1843	FLEETMATIC			Payable Count: (1) 486.22
IN1500310	VEHICLE TRACKING SUBSCRIPTION	11/28/2016	486.22	486.22
Vendor: 1892	GORSKI & GOOD, LLP			Payable Count: (1) 1,940.00
INV0001456	ATTORNEY FEE: November 2016	11/30/2016	1,940.00	1,940.00
Vendor: 1068	HACH COMPANY			Payable Count: (2) 1,164.61
10194953	Monthly Chemicals	11/30/2016	775.67	775.67
10209501	Monthly Chemicals	11/30/2016	388.94	388.94
Vendor: 1063	ILLINOIS SECTION AWWA			Payable Count: (2) 176.00
200025732	Training Seminar: Pipeline employees	11/15/2016	128.00	128.00

Board Open Payable Report

As Of 12/06/2016

Payable Number	Description	Post Date	Payable Amount	Net Amount
<u>200025809</u>	Safety Summit: Schori	11/30/2016	48.00	48.00
Vendor: <u>1904</u> <u>00916578</u>	IT SAVVY LLC Supporting licensing for 18 access points	11/30/2016	1,319.40	1,319.40
Vendor: <u>2148</u> <u>76222</u>	Jim Dhamer Plumbing Plumbing services	11/30/2016	117.50	117.50
Vendor: <u>2150</u> <u>INV0001459</u>	Mertes Contracting Corp. Masonry Rehab-Window Replacement Payment #2	12/06/2016	114,446.00	114,446.00
Vendor: <u>1641</u> <u>INV0001460</u>	NATIONAL NOTARY ASSOCIATION Notary Renewal: Butler	12/06/2016	132.00	132.00
Vendor: <u>2154</u> <u>INVE0135275</u>	Networkfleet, Inc. Monthly Diagnostics	12/06/2016	1,571.22	1,571.22
Vendor: <u>1395</u> <u>882931529001</u> <u>882931728001</u> <u>882931729001</u> <u>882931730001</u> <u>883003278001</u> <u>883399005001</u>	OFFICE DEPOT Office Supplies Office Supplies Office Supplies Office Supplies Office Supplies Office Supplies	11/30/2016 11/30/2016 11/30/2016 11/30/2016 11/30/2016 11/30/2016	212.96 18.60 139.66 12.99 18.20 11.00	212.96 18.60 139.66 12.99 18.20 11.00
Vendor: <u>1044</u> <u>92138</u> <u>92161</u>	ROYAL GRAPHICS PRINTERS Office Supplies Office Supplies	11/28/2016 11/28/2016	213.53 150.05	213.53 150.05
Vendor: <u>1777</u> <u>651291</u>	SCHNEIDER ELECTRIC BUILDINGS AMERICA, INC BAS system support	11/30/2016	300.00	300.00
Vendor: <u>1043</u> <u>279288</u> <u>279324</u> <u>279467</u>	SOOPER LUBE Vehicle Maint: M78556 Vehicle Maint: M63637 Vehicle Maint: M176151	11/30/2016 11/30/2016 12/06/2016	43.95 36.95 36.95	43.95 36.95 36.95
Vendor: <u>2096</u> <u>INV0001461</u>	William A. Fates Service as Treasurer: December 2016	12/06/2016	1,250.00	1,250.00
Vendor: <u>2127</u> <u>18416</u> <u>18417</u>	Windy City Electric Co. QRE-7.009 QRE-7.011	11/30/2016 11/30/2016	3,872.19 7,977.47	3,872.19 7,977.47
			Payable Account 01-211000	Payable Count: (48) Total: 7,675,589.44

Payable Account Summary

Account	Count	Amount
01-211000 - ACCOUNTS PAYABLE	48	7,675,589.44
Report Total:	48	7,675,589.44

Payable Fund Summary

Fund	Count	Amount
01 - WATER FUND	48	7,675,589.44
Report Total:	48	7,675,589.44

**DUPAGE WATER COMMISSION
ITEMS TO BE PAID BY 1-19-16
Board Meeting Date: December 15, 2016**

Estimate Amount	Description	Check Number	Payment Date	Payment Amount
52,000.00	Blue Cross Blue Shield - Health Insurance			
6,000.00	Euclid Managers - Dental Insurance			
10,000.00	Illinois Public Risk Fund - Workers Comp.			
200.00	Envision Health Care - Administration Fees			
300.00	Healthiest You			
20,000.00	ComEd - Utility Charges			
300,000.00	Constellation (Exelon Energy) - Utility Charges			
180,000.00	City of Chicago - Lexington. Electric			
2,000.00	City of Chicago - Repairs & Maintenance			
2,000.00	City of Naperville -Meter Station Electric Bills			
15,000.00	Nicor - Gas			
250.00	Comcast - Internet Service			
2,000.00	AT & T - Telephone Charges			
2,600.00	AT & T - Scada Backhaul Network			
1,000.00	Fed - Ex - Postage/Delivery			
5,000.00	Procurement Card Charges			
200.00	Anderson - Pest Control			
400.00	Republic Services - Disposal Services			
200.00	Elecsys - Cell Data Services			
1,500.00	Konica Minolta - Copy and Lease Charges			
525.00	Pitney Bowes - Postage			
8,000.00	Grainger - Supplies for Operations			
2,500.00	Verizon - Wireless Service			
1,250.00	William Fates - Treasurer			
5,200.00	Baker Tilly			
3,500.00	Gorski & Good			
1,500.00	Rory Group			
6,000.00	John J. Millner & Assoc			
7,000.00	IT Savvy - Network Support			
200.00	Edward Coughlin/Ken Lafin - Security			
250.00	Storino Ramello & Durkin			
500.00	Local 399 Training courses			
142,000.00	HS A Payment			
6,000.00	Marsh - Treasurer Bond			
150.00	Batteries Plus - Batteries			
600.00	Civic Leadership Academy - Seminar			
53,000.00	Dreisilker - Large Electric Motor Repair			
200.00	Engineering News Record - Subscription			

**DUPAGE WATER COMMISSION
ITEMS TO BE PAID BY 1-19-16
Board Meeting Date: December 15, 2016**


50.00	Five Star - Supplies
1,300.00	Gas Depot - Gasoline
300.00	GE MDS - Radio Repairs
700.00	Google - SketchUp Pro
500.00	Green Window - Cleaning Services
3,100.00	Hach - Laboratory Supplies
6,500.00	Hach - Service Agreement
150.00	HD Supply - Meter Station Supplies
700.00	IPSI - Training
43,000.00	Infor - Software Maintenance
300.00	IT Savvy - RAM for 2 workstations
1,700.00	MK Battery - RTU Batteries
900.00	Red Wing - Safety shoes
400.00	RKA Applied Solutions - Meter Station Supplies
3,500.00	Schneider Electric - New Cameras
600.00	Specialty Mat - Cleaning Services
1,300.00	Staples - Office Supplies
700.00	Tech Conferences - Sharepoint Fest
1,555,780.00	Era - Valdivia - Contract Balance
90,905.00	Mertes - Contract Balance
2,000.00	Steve Piper & Sons - Tree Removal
<u>2,553,410.00</u>	



DuPage Water Commission

MEMORANDUM

TO: Chairman Zay and Commissioners

FROM: John F. Spatz 
General Manager

DATE: December 6, 2016

SUBJECT: November 2016 Invoice

I reviewed the Gorski & Good, LLP November 2016 invoice for services rendered during the period --- November 1, 2016 thru November 30, 2016 and recommend it for approval. This invoice should be placed on the December 15, 2016 Commission meeting accounts payable.

November 2016

Gorski & Good


<u>CATEGORY</u>	<u>FEES</u>	<u>HOURS BILLED</u>	<u>AVERAGE HOURLY RATE</u>	<u>ATTORNEYS & PARALEGALS EMPLOYED</u>	<u>MAJOR ACTIVITIES</u>
General	\$1,940.00	9.7	\$200.00	Jones (8.0 @ \$200) Good (1.70 @ \$200)	various (agreements, contracts and board packet material, etc.)



DuPage Water Commission

MEMORANDUM

TO: Interested News Medium

FROM: John F. Spatz 
General Manager

DATE: December 15, 2016

SUBJECT: 2017 Schedule of Meetings

As required in 5 ILCS 120/2.03 the following is a list of regular board meetings for the DuPage Water Commission:

January 19, 2017
February 16, 2017
March 16, 2017
April 20, 2017
May 18, 2017
June 15, 2017
July 20, 2017
August 17, 2017
September 21, 2017
October 19, 2017
November 16, 2017
December 21, 2017

The regular Commission meetings begin at **6:30 P.M.**, and are held at the Commission Offices at 600 East Butterfield Road, Elmhurst, Illinois 60126. Administration Committee to begin at **6:15 P.M.**, the Engineering and Construction Committee to begin at **6:00 P.M.**, and the Finance Committee to begin at **5:45 P.M.** prior to the regular Board meetings.