



DuPage Water Commission

600 E. Butterfield Road, Elmhurst, IL 60126-4642
(630)834-0100 Fax: (630)834-0120

NOTICE IS HEREBY GIVEN THAT A SPECIAL COMMITTEE OF THE WHOLE MEETING OF THE DUPAGE WATER COMMISSION WILL BE HELD AT 6:00 P.M. ON THURSDAY, FEBRUARY 16, 2017, AT ITS OFFICES LISTED BELOW. THE AGENDA FOR THE SPECIAL COMMITTEE OF THE WHOLE MEETING IS AS FOLLOWS:

AGENDA

**DUPAGE WATER COMMISSION
COMMITTEE OF THE WHOLE
THURSDAY, FEBRUARY 16, 2017
6:00 P.M.**

**600 EAST BUTTERFIELD ROAD
ELMHURST, IL 60126**

- I. Roll Call
- II. Tentative Draft Fiscal Year 2017-2018 Budget
- III. Other
- IV. Adjournment

Board/Agenda/Commission/COW1702.doc

All visitors must present a valid drivers license or other government-issued photo identification, sign in at the reception area and wear a visitor badge while at the DuPage Pumping Station.



**DuPage Water Commission
Fiscal Year 2017-2018
Tentative Draft Budget
May 1, 2017 to April 30, 2018**

March 1, 2017



DuPage Water Commission

MEMORANDUM

TO: Charter Customers and Bond Trustees

FROM: John Spatz, General Manager

DATE: March 1, 2017

SUBJECT: FY 2017-2018 Tentative Draft Management Budget

The Board of Commissioners is currently reviewing the tentative draft management budget for the fiscal year 2017-2018. It is being sent to you as required by Section 7(L) of the Water Purchase Contract. This draft is subject to further completion of review and adoption by the Board of Commissioners. Please share this information with personnel in your organization involved in the budget process.

This budget is scheduled to be adopted after a charter customer hearing on April 20, 2017 at 6:30 PM. If you have questions regarding the budget, please feel free to call me at (630) 834-0100.

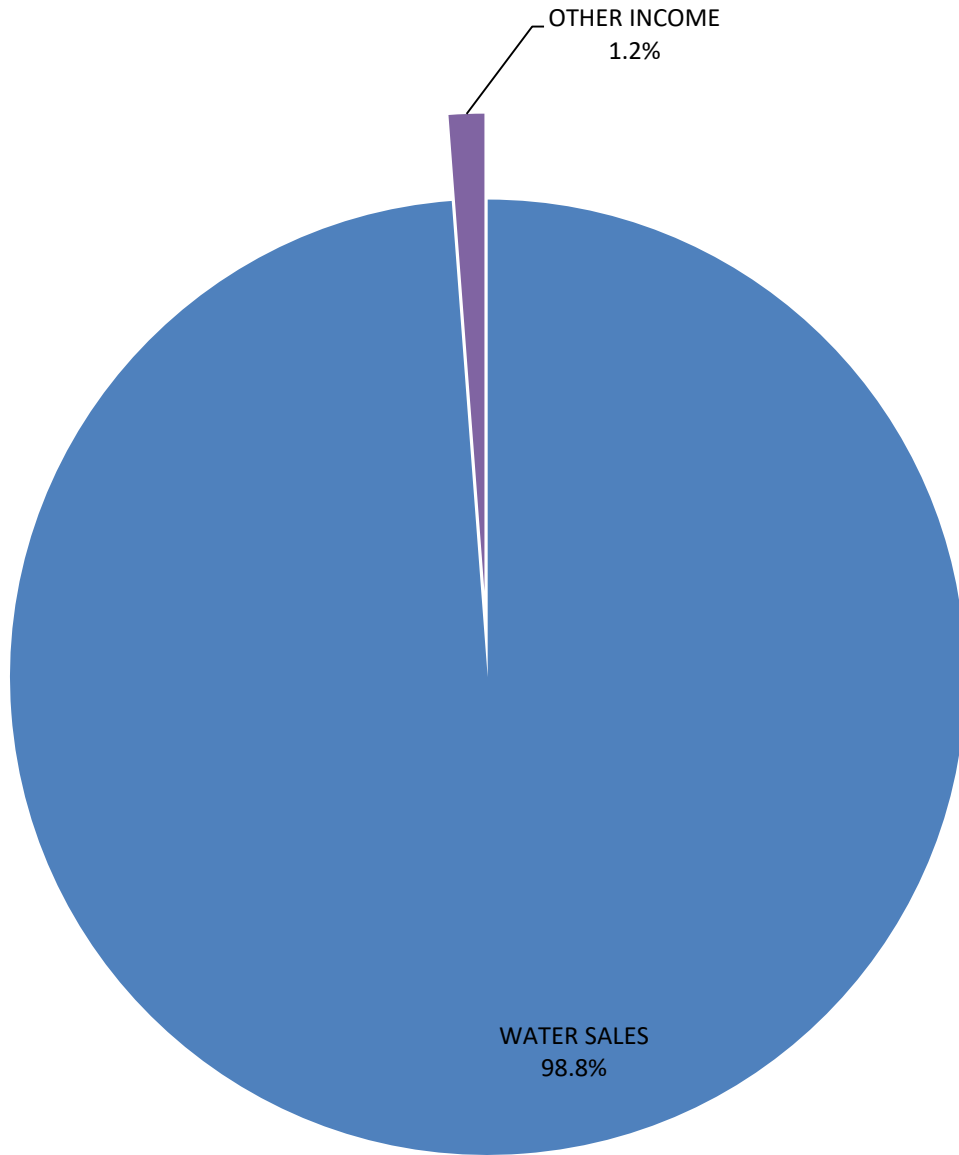
cc:

Chairman & Commissioners	County of DuPage
Argonne National Laboratory	BMO Harris
Illinois American Water Company	Village of Bartlett
City of Oakbrook Terrace	
Village of Winfield	

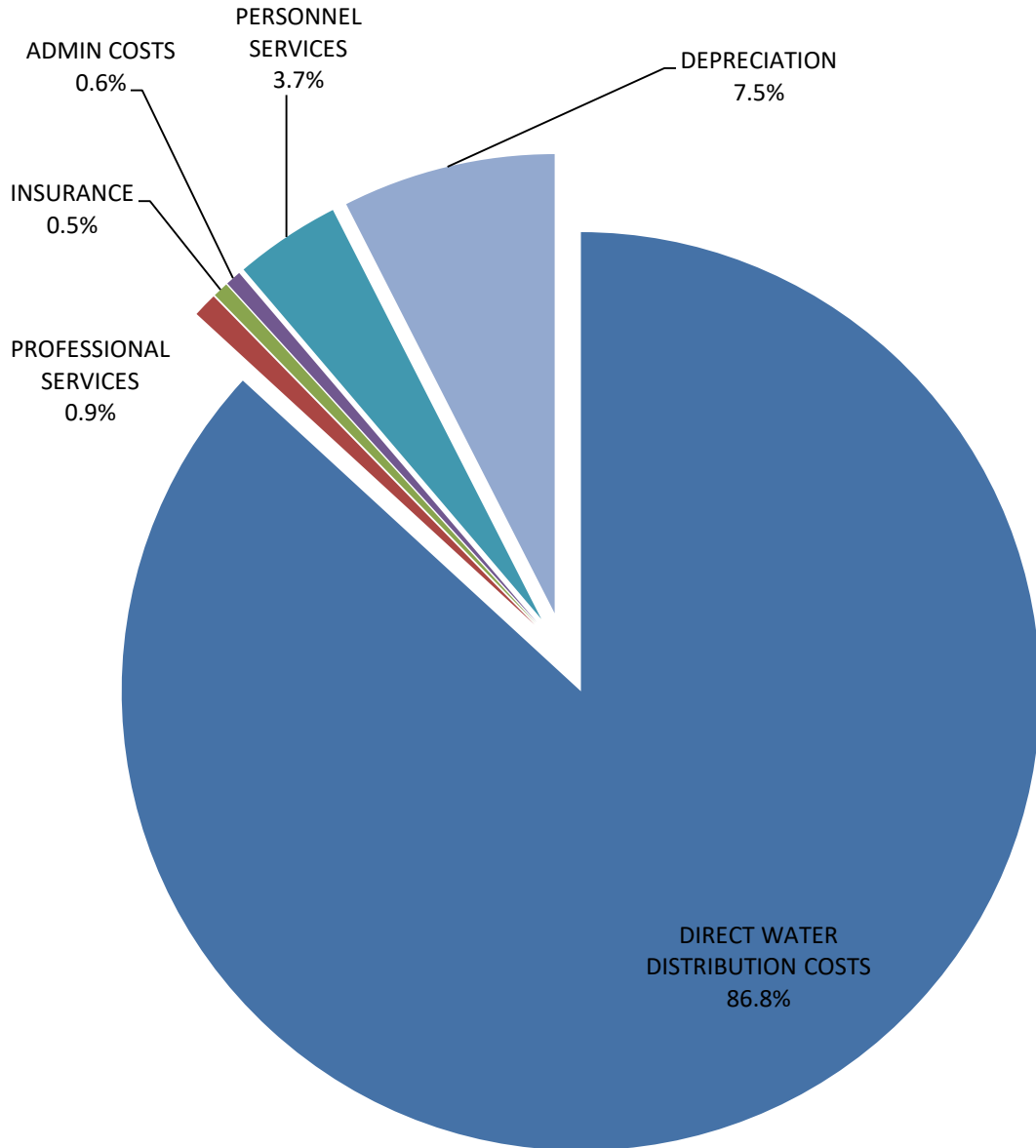
DuPage Water Commission
Tentative Draft Management Budget
May 1, 2017 to April 30, 2018
Executive Summary

- The Tentative Budget for fiscal year 2017-2018 strives to continue to hold the line on spending while maximizing efficiencies.
- With the Tentative Budget for fiscal year 2017-2018, the Commission will become a self-sustaining water utility, operating almost entirely on our water sales only.
- Due to the actions of the Commission over the last six years to control costs and aggressively pay down all debt, this Budget also reflects a total water rate that increases slightly from \$4.80 to \$4.88 per thousand gallons. The water rate increase in this budget is related to the anticipated increase from the City of Chicago based on the increase in the Consumer Price Index from December 2015 to 2016. This water rate increase follows the two previous fiscal years in which the Commission has reduced its water rates.
- Total budgeted revenues decrease by \$11.9 million versus the fiscal year 2016-2017 budget. The main drivers are as follows:
 - Sales tax proceeds are budgeted at \$0.0, a decline of \$11.5 million compared to 2016-2017 budgeted revenues. The sales tax, which was a large portion of the revenues that the Commission collected, sun set June 1, 2016. Therefore, the Commission is not expected to collect any sales tax revenues in the future.
 - On May 1, 2017, the total Charter Customer's water rate will increase from \$4.80 to \$4.88 per thousand gallons, with operations and maintenance rate being \$4.88 per thousand gallons and fixed cost equivalent remaining at \$0.00 per thousand gallons.
 - The Commission continues to budget water sales revenues based upon a 2% reduction in water usage.
- Total operating expenses (excluding construction) increase by \$0.8 million versus the fiscal year 2016-2017 budget. The main drivers are as follows:
 - The total budgeted costs for water purchased from the City of Chicago decrease from \$100.7 million to \$100.5 million, which is a decrease in that expense by \$0.2 million. This amount is based on the expectation of purchasing 2% less water and a water rate increase from the previous year.
 - Depreciation expenses are budgeted to increase by \$0.6 million from the previous fiscal year's budget due to recent completion of some capital projects.
 - All other budgeted operating expenditures are expected to increase by a total of \$0.4 million from the previous fiscal year's budget.
 - All capital construction expenditures for fiscal year 2017-2018 have remained separated from operating accounts. The Commission has also included a Five Year Capital Improvement Plan for 2017-2022.

**DuPage Water Commission
2017-2018 Budget Projection
Revenues \$121,988,886**



**DuPage Water Commission
2017-2018 Budget Projection
Expenses \$121,656,544**



TOTAL REVENUES AND OPERATING EXPENSES. The Total Charter Customer water rate will increase on May 1, 2017 to \$4.88 per 1,000 gallons from \$4.80. The operation and maintenance component of the water rate is \$4.88 per 1,000 gallons and the fixed cost equivalent will remain at \$0.00 per 1,000 gallons. The rate increase is mainly a result of an anticipated increase from the City of Chicago based of the increase in the Consumer Price Index from December 2015 to 2016.

As of June 1, 2016, the Commission stopped collecting sales tax.

Total operating expenditures in the fiscal year 2017-2018 budget are expected to increase primarily due to water rate increases, higher depreciation costs and repairs to the Lexington Pumping Station.

CONSTRUCTION EXPENDITURES

Construction projects for fiscal year 2017-2018 include Bartlett Connection Facilities, standpipe improvements, replacement of the SCADA system, as well as meter replacements.

DuPAGE WATER COMMISSION
 TENTATIVE DRAFT MANAGEMENT BUDGET
 MAY 1, 2017 TO APRIL 30, 2018

ACCT #	ACCOUNT TITLE	TOTAL FROM	WATER FUND FY 15-16 ACTUAL	WATER FUND FY 16-17 BUDGET	WATER FUND FY 16-17 PROJECTED	WATER FUND FY 17-18 BUDGET	% CHANGE FY 16-17 BUDGET VS FY 16-17 PROJECTED	% CHANGE FY 16-17 BUDGET VS FY 17-18 BUDGET
01	500000							
	REVENUES							
01	511000	PAGE 3	124,688,829	120,998,838	122,900,000	120,555,174	1.6%	-0.4%
01	512000	PAGE 3	0	0	0	0	N/A	N/A
01	513000	PAGE 3	1,017,572	997,649	925,450	853,622	-7.2%	-14.4%
01	514000	PAGE 3	502,658	19,890	201,047	20,090	910.8%	1.0%
01	530010	PAGE 3	27,793,600	9,200,000	4,131,342	0	-55.1%	-100.0%
01	530030	PAGE 3	9,491,325	2,300,000	0	0	-100.0%	-100.0%
01	581000	PAGE 3	1,399,369	420,000	650,800	560,000	55.0%	33.3%
01	590000	PAGE 3	44,654	0	18,900	0	N/A	N/A
	592000	PAGE 3	0	0	0	0	N/A	N/A
	TOTAL REVENUE		164,938,007	133,936,377	128,827,539	121,988,886	-3.8%	-8.9%
01	60 600000							
	OPERATING EXPENDITURES							
01	60 600000	PAGE 5	0	0	0	0	N/A	N/A
01	60 610000	PAGE 5	4,170,996	4,437,209	4,261,422	4,536,638	-4.0%	2.2%
01	60 620000	PAGE 7	534,310	895,700	617,500	1,032,600	-31.1%	15.3%
01	60 640000	PAGE 8	543,443	659,800	547,500	659,800	-17.0%	0.0%
01	60 650000	PAGE 9	426,500	649,801	476,500	652,021	-26.7%	0.3%
01	60 660000	PAGE 10	105,243,073	105,638,683	106,004,700	105,636,435	0.3%	0.0%
01	60 670000	PAGE 11	586,997	41,900	43	0	-99.9%	-100.0%
01	60 680000	PAGE 11	5,322	15,450	6,500	15,450	-57.9%	0.0%
01	60 690000	PAGE 12	8,106,233	8,480,000	8,436,000	9,123,600	-0.5%	7.6%
	TOTAL OPERATING EXPENDITURES		119,616,874	120,818,543	120,350,165	121,656,544	-0.4%	0.7%
01	60 700000	PAGE 13	0	0	0	0	N/A	N/A
	CONSTRUCTION EXPENDITURES							
	TOTAL EXPENDITURES		119,616,874	120,818,543	120,350,165	121,656,544	-0.4%	0.7%
	NET OPERATING ACCOUNTING TRANSACTIONS		45,321,133	13,117,834	8,477,374	332,341	-35.4%	-97.5%

FUND BALANCES. The Commission reports its net assets in accordance with Generally Accepted Accounting Principles (GAAP). Net Assets is categorized into three categories as follows:

Unrestricted Net Assets
Restricted Net Assets by Ordinance
Net Assets Invested in Capital, Net of Related Debt

Unrestricted Net Assets is a combination of Board designated reserve funds and the net amount of all other asset and liability accounts not accounted for as Restricted Net Assets by Ordinance or Net Assets Invested in Capital Assets, Net of Related Debt. The Board designated reserve funds include an Operating Reserve fund based upon maintaining a minimum balance of 120 days of operating expenses, which should be approximately \$42.2 million in the 2017-2018 budgeted fiscal year. This fund is to be used for rate stabilization, emergencies, and unscheduled costs related to the operation of the Commission. The Capital Reserve account will accumulate and maintain a minimum amount equal to the planned amounts required in the annually approved 5 Year Capital Improvement Plan. Funds deposited in this Fund shall be used to provide a ready source of funds for repair, refurbishment or acquisition of buildings, leaseholds, furniture, fixtures, and equipment necessary for the effective operation of the Commission and its programs. Another reserve fund is a Long-Term Water Capital Reserve fund that will continue to increase by at least \$175,000 a month. This fund is exclusively for the acquisition, replacement and upgrade of the Commission's water system infrastructure, and other capital assets.

Currently there are no Restricted Net Assets required by Ordinance.

Net Assets Invested in Capital, Net of Related Debt represents the Commission's infrastructure investment net of unpaid long-term debt used for its construction. The budgeted ending balance is based upon the prior year projected ending balance plus budgeted capital spending and scheduled debt payments, less depreciation expense.

DuPAGE WATER COMMISSION
 TENTATIVE DRAFT MANAGEMENT BUDGET
 MAY 1, 2017 TO APRIL 30, 2018

ACCT #	ACCOUNT TITLE	TOTAL FROM	WATER FUND FY 15-16 ACTUAL	WATER FUND FY 16-17 BUDGET	WATER FUND FY 16-17 PROJECTED	WATER FUND FY 17-18 BUDGET	% CHANGE FY 16-17 BUDGET VS FY 16-17 PROJECTED	% CHANGE FY 16-17 BUDGET VS FY 17-18 BUDGET
	NET ASSETS BALANCE							
	NET CURRENT YEAR TRANSACTIONS	PAGE 1	45,321,133	13,117,834	8,477,374	332,341	-35.4%	-97.5%
	BEGINNING NET ASSET BALANCE		448,798,541	494,119,674	494,119,674	502,597,048	0.0%	1.7%
	ENDING NET ASSET BALANCE		494,119,674	507,237,508	502,597,048	502,929,389	-0.9%	-0.8%
	NET ASSETS BALANCE ANALYSIS							
	UNRESTRICTED ASSETS							
	BOARD DESIGNATED:							
	HELD FOR EMERGENCY REPAIRS		0	0	0	0	N/A	N/A
	OPERATING RESERVE		56,389,449	39,602,480	66,957,436	42,755,357	69.1%	8.0%
	LONG-TERM WATER CAPITAL RESERVE		10,113,085	9,925,000	12,339,971	12,025,000	24.3%	21.2%
	CAPITAL RESERVE		29,541,577	29,361,790	29,709,420	50,701,790	1.2%	72.7%
	NON-BOARD DESIGNATED:							
01	421400 NET UNRESTRICTED/UNCOMMITTED		71,710,083	102,367,758	70,840,740	66,336,362	-30.8%	-35.2%
01	421000 TOTAL UNRESTRICTED NET ASSETS		167,754,194	181,257,028	179,847,568	171,818,509	-0.8%	-5.2%
01	421000 UNRESTRICTED NET ASSETS		167,754,194	181,257,028	179,847,568	171,818,509	-0.8%	-5.2%
01	422000 RESTRICTED NET ASSETS BY ORDINANCE		0	0	0	0	N/A	N/A
01	423000 NET ASSETS INVESTED IN CAPITAL, NET OF RELATED DEBT		326,365,480	325,980,480	322,749,480	331,110,880	-1.0%	1.6%
	NET ASSETS BALANCE		494,119,674	507,237,508	502,597,048	502,929,389	-0.9%	-0.8%

WATER REVENUES. The Total Charter Customer water rate effective on May 1, 2017 will increase to \$4.88 per 1,000 gallons, which is an increase from the prior fiscal year's rate of \$4.80. The operation and maintenance component of the water rate is \$4.88 per 1,000 gallons and the fixed cost equivalent will remain at \$0.00 per 1,000 gallons. O&M revenues for fiscal year 2017-2018 are based on a reduction of 2% of water usage based on the budgeted 2017-2018 fiscal year.

The Subsequent Customer Charges (Capital Cost Recovery Charge) represents accrued charges budgeted for customers that were added after the charter customers. Emergency Water Service charges includes actual water sold to Schaumburg, along with an annual fee.

SALES TAXES. Sales tax revenues for the fiscal year 2017-2018 were eliminated due to the sun setting of the sales tax after June 1, 2016.

INTEREST INCOME. The average rate of return is budgeted conservatively to be 0.40% (benchmark) on all other Commission funds. The average amount invested is estimated to be \$140 million. A small amount of interest income will be collected with the Water Quality Loan payment from Carol Stream. Currently these payments are expected to continue through 2026.

OTHER INCOME/CONTRIBUTIONS. No other income is budgeted.

DuPAGE WATER COMMISSION
 TENTATIVE DRAFT MANAGEMENT BUDGET
 MAY 1, 2017 TO APRIL 30, 2018

ACCT #	ACCOUNT TITLE	TOTAL FROM	WATER FUND FY 15-16 ACTUAL	WATER FUND FY 16-17 BUDGET	WATER FUND FY 16-17 PROJECTED	WATER FUND FY 17-18 BUDGET	% CHANGE FY 16-17 BUDGET VS FY 16-17 PROJECTED	% CHANGE FY 16-17 BUDGET VS FY 17-18 BUDGET
01	500000							
	REVENUES							
01	510000							
	WATER REVENUES							
01	511000		124,688,829	120,998,838	122,900,000	120,555,174	1.6%	-0.4%
	O & M PAYMENTS							
01	512000		0	0	0	0	N/A	N/A
	FIXED COST PAYMENTS							
01	513000		1,017,572	997,649	925,450	853,622	-7.2%	-14.4%
	SUBSEQUENT CUSTOMER CHARGES							
01	514000		502,658	19,890	201,047	20,090	910.8%	1.0%
	EMERGENCY WATER SERVICE							
01	530010		27,793,600	9,200,000	4,131,342	0	-55.1%	-100.0%
	SALES TAXES ASSIGNED TO WATER REVENUE							
01	530030		9,491,325	2,300,000	0	0	-100.0%	-100.0%
	SALES TAXES AVAILABLE FOR GENERAL USE							
01	580000							
	INVESTMENT EARNINGS							
01	581000		1,399,369	420,000	650,800	560,000	55.0%	33.3%
	INTEREST INCOME							
01	590000		44,654	0	18,900	0	N/A	N/A
	OTHER INCOME							
	592000		0	0	0	0	N/A	
	CONTRIBUTIONS							
	TOTAL REVENUE		164,938,007	133,936,377	128,827,539	121,988,886	-3.8%	-8.9%

March 1, 2017

PAGE 4

FIXED COST PAYMENT SCHEDULE. As required in the Charter Customer Water Purchase Contract, the schedule of fixed cost payments for the presently served Commission Customers is shown below. The costs are allocated based on historic water use for calendar years 2015 and 2016. However, fixed cost equivalent will remain at \$0.00 per 1,000 gallons.

DRAFT

DUPAGE WATER COMMISSION
 ESTIMATED CUSTOMER
 FIXED COST PAYMENT SCHEDULE
 MAY 1, 2017 TO APRIL 30, 2018

EXHIBIT 1

CUSTOMER	2015 & 2016	2015 & 2016	REQUIRED	FOR:	FOR:	FOR:	FOR:	FOR:	FOR:	FOR:	FOR:	FOR:	FOR:	FOR:	FOR:
	CALENDAR YEARS USE (1000 GAL)	CALENDAR YEARS % USAGE	\$0 AMOUNT TO BE RATE FUNDED \$0	05/31/17 DUE: 07/10/17	06/30/17 DUE: 08/10/17	07/31/17 DUE: 09/10/17	08/31/17 DUE: 10/10/17	09/30/17 DUE: 11/10/17	10/31/17 DUE: 12/10/17	11/30/17 DUE: 01/10/18	12/31/17 DUE: 02/10/18	01/31/18 DUE: 03/10/18	02/28/18 DUE: 04/10/18	03/31/18 DUE: 05/10/18	04/30/18 DUE: 06/10/18
ADDISON	2,293,882	4.4205%	\$0	\$0	\$0	\$0	\$0	\$0	\$0	\$0	\$0	\$0	\$0	\$0	\$0
BENSENVILLE	1,184,410	2.2825%	0	0	0	0	0	0	0	0	0	0	0	0	0
BLOOMINGDALE	1,470,745	2.8342%	0	0	0	0	0	0	0	0	0	0	0	0	0
CAROL STREAM	2,383,600	4.5934%	0	0	0	0	0	0	0	0	0	0	0	0	0
CLARENDON HILLS	491,826	0.9478%	0	0	0	0	0	0	0	0	0	0	0	0	0
DARIEN	1,337,010	2.5765%	0	0	0	0	0	0	0	0	0	0	0	0	0
DOWNERS GROVE	3,483,632	6.7132%	0	0	0	0	0	0	0	0	0	0	0	0	0
ELMHURST	2,861,049	5.5135%	0	0	0	0	0	0	0	0	0	0	0	0	0
GLEN ELLYN	1,681,064	3.2395%	0	0	0	0	0	0	0	0	0	0	0	0	0
GLENDALE HTS	1,708,033	3.2915%	0	0	0	0	0	0	0	0	0	0	0	0	0
HINSDALE	1,708,940	3.2933%	0	0	0	0	0	0	0	0	0	0	0	0	0
ITASCA	847,496	1.6332%	0	0	0	0	0	0	0	0	0	0	0	0	0
LISLE	1,608,016	3.0988%	0	0	0	0	0	0	0	0	0	0	0	0	0
LOMBARD	2,717,122	5.2361%	0	0	0	0	0	0	0	0	0	0	0	0	0
NAPERVILLE	10,446,510	20.1313%	0	0	0	0	0	0	0	0	0	0	0	0	0
OAK BROOK	2,226,008	4.2897%	0	0	0	0	0	0	0	0	0	0	0	0	0
ROSELLE	1,140,046	2.1970%	0	0	0	0	0	0	0	0	0	0	0	0	0
VILLA PARK	1,177,320	2.2688%	0	0	0	0	0	0	0	0	0	0	0	0	0
WESTMONT	1,649,243	3.1782%	0	0	0	0	0	0	0	0	0	0	0	0	0
WHEATON	3,120,901	6.0142%	0	0	0	0	0	0	0	0	0	0	0	0	0
WILLOWBROOK	695,082	1.3395%	0	0	0	0	0	0	0	0	0	0	0	0	0
WOOD DALE	795,894	1.5338%	0	0	0	0	0	0	0	0	0	0	0	0	0
WOODRIDGE	1,910,516	3.6817%	0	0	0	0	0	0	0	0	0	0	0	0	0
WINFIELD	561,421	1.0819%	0	0	0	0	0	0	0	0	0	0	0	0	0
OAK BROOK TERRACE	182,052	0.3508%	0	0	0	0	0	0	0	0	0	0	0	0	0
DPC-SERWF	682,329	1.3149%	0	0	0	0	0	0	0	0	0	0	0	0	0
DPC-GLEN ELLYN HEIGHTS	133,648	0.2576%	0	0	0	0	0	0	0	0	0	0	0	0	0
DPC-HOBSON	28,054	0.0541%	0	0	0	0	0	0	0	0	0	0	0	0	0
DPC-STEEPLE RUN	88,013	0.1696%	0	0	0	0	0	0	0	0	0	0	0	0	0
DPC-NORDIC PARK (1)	33,354	0.0643%	0	0	0	0	0	0	0	0	0	0	0	0	0
DPC-YORK CENTER	18,822	0.0363%	0	0	0	0	0	0	0	0	0	0	0	0	0
IAWC-ARROWHEAD	89,166	0.1718%	0	0	0	0	0	0	0	0	0	0	0	0	0
IAWC-VALLEY VIEW	337,134	0.6497%	0	0	0	0	0	0	0	0	0	0	0	0	0
IAWC-COUNTRY CLUB	59,325	0.1143%	0	0	0	0	0	0	0	0	0	0	0	0	0
IAWC-LMBRD HGHTS	32,064	0.0618%	0	0	0	0	0	0	0	0	0	0	0	0	0
IAWC-DP/LISLE	287,597	0.5542%	0	0	0	0	0	0	0	0	0	0	0	0	0
ARGONNE NATIONAL LAB	252,103	0.4858%	0	0	0	0	0	0	0	0	0	0	0	0	0
IAWC-LIBERTY RIDGE WEST	155,562	0.2998%	0	0	0	0	0	0	0	0	0	0	0	0	0
IAWC-LIBERTY RIDGE EAST	13,004	0.0251%	0	0	0	0	0	0	0	0	0	0	0	0	0
ALL CUSTOMERS TOTAL	51,891,993	100.0000%	\$0	\$0	\$0	\$0	\$0	\$0	\$0	\$0	\$0	\$0	\$0	\$0	\$0

(1) - NO ALLOCATION. WATER USAGE FOR 2014 & 2015 USED IN CALCULATION.

	FY 2017-18	FY 2016-17	FY 2015-16	FY 2014-15
ESTIMATED O & M RATE	\$4.80	\$4.80	\$4.85	\$3.97
ESTIMATED FIXED COST EQUIVALENT	\$0.00	\$0.00	\$0.00	\$0.27
ESTIMATED TOTAL RATE PER THOUSAND GALLONS	\$4.80	\$4.80	\$4.85	\$4.24

SALARIES AND WAGES. Commission employee wages are established and evaluated according to competitive rates paid by the Commission's customers and general labor market considerations. Salaries and wages are budgeted for fiscal year 2017-2018 higher to accommodate future adjustments.

BENEFITS AND TAXES. The Commission participates in the Illinois Municipal Retirement Fund (IMRF) and its contribution rate for 2017 is 8.03%. Annually, IMRF calculates the amount of unfunded pension liability for the prior calendar year and notifies the Commission after the budget has been approved. As of the December 31, 2015 actuarial valuation, the Commission's Net Pension Liability is approximately \$459,000. The Commission, in fiscal year 2016-2017, made an additional contribution of \$300,000 to reduce its liability.

Group health and life insurance benefits are available for all full time employees. Group health and life insurance benefits are budgeted based on actual rates for December 1, 2016, with an estimated increase for the last five months of the budget year.

PROFESSIONAL DEVELOPMENT. Travel, training and professional development are budgeted for courses and seminars.

OTHER PERSONNEL COSTS. These expenses are for employee recruitment and annual physical examinations required for normal operating procedures and confined space entry.

DuPAGE WATER COMMISSION
 TENTATIVE DRAFT MANAGEMENT BUDGET
 MAY 1, 2017 TO APRIL 30, 2018

ACCT #	ACCOUNT TITLE	TOTAL FROM	WATER FUND FY 15-16 ACTUAL	WATER FUND FY 16-17 BUDGET	WATER FUND FY 16-17 PROJECTED	WATER FUND FY 17-18 BUDGET	% CHANGE FY 16-17 BUDGET VS FY 16-17 PROJECTED	% CHANGE FY 16-17 BUDGET VS FY 17-18 BUDGET
01 60 600000	OPERATING EXPENSES							
01 60 600100	REBATE/ALLOWANCE FOR BAD DEBT							
01 60 600100	ALLOWANCE FOR BAD DEBT/SETTLEMENT		0	0	0	0	N/A	N/A
	TOTAL REBATE/ALLOWANCE FOR BAD DEBT		0	0	0	0	N/A	N/A
01 60 610000	PERSONNEL SERVICES							
01 60 611000	SALARIES & WAGES							
01 60 611100	ADMINISTRATIVE-REGULAR		1,183,790	1,298,262	1,246,332	1,319,962	-4.0%	1.7%
01 60 611200	OPERATIONS-REGULAR		1,435,951	1,559,817	1,528,621	1,627,908	-2.0%	4.4%
01 60 611300	SUMMER INTERNS		26,949	27,000	16,700	27,000	-38.1%	0.0%
01 60 611600	ADMINISTRATIVE - OVERTIME		1,703	7,400	2,300	7,400	-68.9%	0.0%
01 60 611700	OPERATIONS - OVERTIME		147,145	140,384	184,000	179,070	31.1%	27.6%
01 60 612000	BENEFITS AND TAXES							
01 60 612100	PENSION		570,591	330,582	314,070	253,856	-5.0%	-23.2%
01 60 612200	MEDICAL/LIFE BENEFITS		549,285	721,920	685,900	766,320	-5.0%	6.2%
01 60 612300	FEDERAL PAYROLL TAXES		197,756	232,014	210,000	241,843	-9.5%	4.2%
01 60 612800	STATE UNEMPLOYMENT TAXES		2,579	13,780	4,500	13,780	-67.3%	0.0%
01 60 613000	PROFESSIONAL DEVELOPMENT							
01 60 613100	TRAVEL		7,727	10,800	9,000	10,800	-16.7%	0.0%
01 60 613200	TRAINING		21,259	39,500	25,000	33,150	-36.7%	-16.1%
01 60 613301	CONFERENCES		16,454	29,450	25,000	29,250	-15.1%	-0.7%
01 60 619000	OTHER PERSONNEL COSTS							
01 60 619100	OTHER PERSONNEL COSTS		9,807	26,300	10,000	26,300	-62.0%	0.0%
	TOTAL PERSONAL SERVICES		4,170,996	4,437,209	4,261,422	4,536,638	-4.0%	2.2%

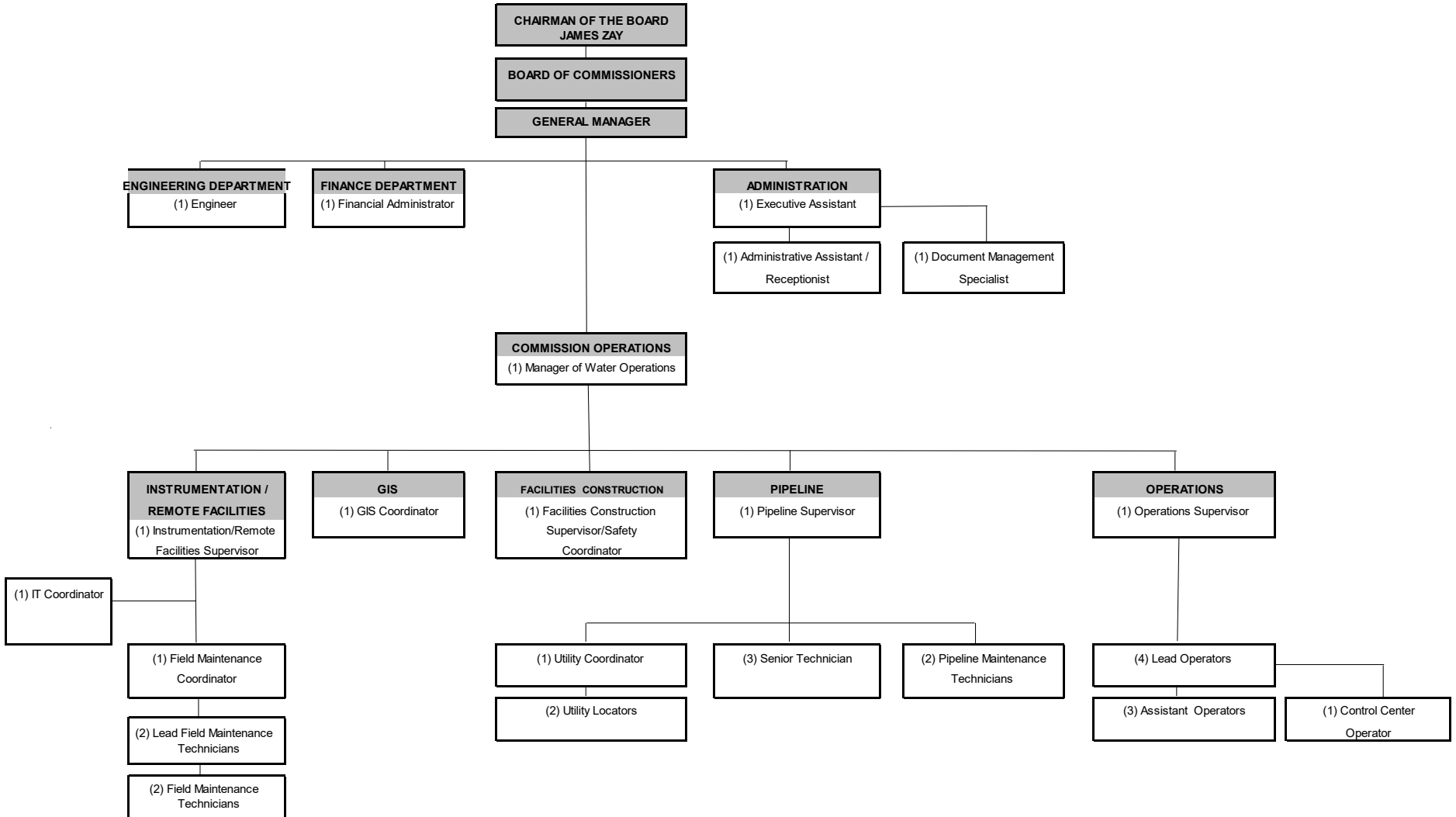
March 1, 2017

PAGE 6

PERSONNEL TABLE. The personnel service budget is based on the personnel structure in the table below. The total personnel budgeted for fiscal year 2017-2018 is 34.

DRAFT

**DUPAGE WATER COMMISSION
ORGANIZATIONAL CHART
FISCAL YEAR 2017-2018**



WATER CONSERVATION PROGRAM. The amount budgeted will continue the efforts of the program as planned.

FINANCIAL SERVICES. Investment fees and bank charges are for investment advisory services, and bank fees.

LEGAL SERVICES. The budgeted amount is for general counsel, which provides for the legal services from outside counsel. Special counsel, if needed, will provide legal services for non-routine matters.

AUDIT SERVICES. The audit service budget is for the annual audit for fiscal year ending April 30, 2017 to be conducted in fiscal year 2017-2018.

CONSULTING SERVICES. Major consulting costs in fiscal year 2017-2018 include future unidentified and miscellaneous services (\$50,000), engineering consultants (\$40,000), network consultant (\$40,000), and application development consultants (\$30,000).

CONTRACTUAL SERVICES. Major contractual services include network support and monitoring (\$99,600), accounting services (\$66,000), hydro excavation services (\$50,000), landscape maintenance (\$35,000), custodial services (\$30,000), temporary personnel services (\$30,000), and generator service and PM (\$24,000).

DuPAGE WATER COMMISSION
 TENTATIVE DRAFT MANAGEMENT BUDGET
 MAY 1, 2017 TO APRIL 30, 2018

ACCT #	ACCOUNT TITLE	TOTAL FROM	WATER FUND FY 15-16 ACTUAL	WATER FUND FY 16-17 BUDGET	WATER FUND FY 16-17 PROJECTED	WATER FUND FY 17-18 BUDGET	% CHANGE FY 16-17 BUDGET VS FY 16-17 PROJECTED	% CHANGE FY 16-17 BUDGET VS FY 17-18 BUDGET
01 60 620000	PROFESSIONAL SERVICES							
01 60 621000	WATER CONSERVATION PROGRAM		9,914	20,000	10,000	20,000	-50.0%	0.0%
01 60 623000	FINANCIAL SERVICES							
01 60 623300	INVESTMENT FEES & BANK CHARGES		74,588	84,000	92,000	95,200	9.5%	13.3%
01 60 625000	LEGAL SERVICES							
01 60 625100	GENERAL COUNSEL		28,971	90,000	40,000	90,000	-55.6%	0.0%
01 60 625200	BOND COUNSEL		0	0	0	0	N/A	N/A
01 60 625300	SPECIAL COUNSEL		0	50,000	5,000	50,000	-90.0%	0.0%
01 60 625800	LEGAL NOTICES		25,778	37,500	20,000	37,500	-46.7%	0.0%
01 60 626000	AUDIT SERVICES		29,890	32,000	30,500	32,000	-4.7%	0.0%
01 60 628000	CONSULTING SERVICES		99,166	218,000	120,000	218,000	-45.0%	0.0%
01 60 629000	CONTRACTUAL SERVICES		266,003	364,200	300,000	489,900	-17.6%	34.5%
	TOTAL PROFESSIONAL SERVICES		534,310	895,700	617,500	1,032,600	-31.1%	15.3%

CASUALTY INSURANCE. This covers the Commission against operating liabilities. The budget is based on known costs of current policies for the calendar year.

PROPERTY INSURANCE. This covers the Commission against damage to its physical plant. The budget is based on known costs of current policies for the calendar year.

OTHER COVERAGES. The Commission carries deductibles on its property insurance policies. The deductible per above ground incident is \$100,000. Below ground facilities carry a \$5,000 deductible per occurrence. Because it is impossible to know if an incident will occur and no known claims are currently outstanding, \$50,000 was budgeted to primarily cover any possible deductible amounts.

DRAFT

DUPAGE WATER COMMISSION
 TENTATIVE DRAFT MANAGEMENT BUDGET
 MAY 1, 2017 TO APRIL 30, 2018

ACCT #	ACCOUNT TITLE	TOTAL FROM	WATER FUND FY 15-16 ACTUAL	WATER FUND FY 16-17 BUDGET	WATER FUND FY 16-17 PROJECTED	WATER FUND FY 17-18 BUDGET	% CHANGE FY 16-17 BUDGET VS FY 16-17 PROJECTED	% CHANGE FY 16-17 BUDGET VS FY 17-18 BUDGET
01 60 640000	INSURANCE							
01 60 641000	CASUALTY INSURANCE							
01 60 641100	GENERAL LIABILITY		43,954	51,500	46,000	51,500	-10.7%	0.0%
01 60 641200	PUBLIC OFFICIAL'S LIABILITY		19,058	22,300	20,000	22,300	-10.3%	0.0%
01 60 641500	WORKER'S COMPENSATION		94,084	105,000	90,000	105,000	-14.3%	0.0%
01 60 641600	UMBRELLA COVERAGE		30,819	35,000	31,000	35,000	-11.4%	0.0%
01 60 642000	PROPERTY INSURANCE							
01 60 642100	PROPERTY		344,505	381,000	347,600	381,000	-8.8%	0.0%
01 60 642200	AUTOMOBILE INSURANCE		10,383	15,000	10,900	15,000	-27.3%	0.0%
01 60 649000	OTHER COVERAGE							
01 60 649100	SELF INSURED CLAIMS		640	50,000	2,000	50,000	-96.0%	0.0%
	TOTAL INSURANCE		543,443	659,800	547,500	659,800	-17.0%	0.0%

OCCUPANCY COSTS. Amounts have been budgeted for natural gas service for the DuPage Pumping Station, diesel fuel for the backup generators, and communication systems charges.

ADMINISTRATION SUPPLIES. General supplies include office and computer supplies. Books and publications include the purchase of standard construction books used in determining rates for labor and equipment in conjunction with the Commission's quick response repair contracts.

PRINTING AND POSTAGE. Printing costs are for blue-line drawings used for construction in and around the Commission's pipeline. This item also includes the printing of letterhead and other business forms. Postage and delivery is for regular Commission mailings and delivery to various consultants working with the Commission.

PROFESSIONAL DUES. Professional dues include membership fees for various Water Associations, Alliance for Water Efficiency, Water Research Foundation, and other professional associations.

OFFICE EQUIPMENT REPAIRS. This item is for maintaining the Commission's office equipment and copy machines.

REPAIRS & MAINT – BLDGS & GRN. This item is for maintaining the Commission's buildings and grounds at the DuPage Pumping Station

COMPUTER SOFTWARE. This item is for all the Commission's software purchases and upgrades.

SOFTWARE MAINTENANCE. This item is for the Commission's non-SCADA software maintenance agreements.

OTHER ADMINISTRATIVE EXPENSES. This item includes funds for various meetings, security background checks and scanning services.

DuPAGE WATER COMMISSION
 TENTATIVE DRAFT MANAGEMENT BUDGET
 MAY 1, 2017 TO APRIL 30, 2018

ACCT #	ACCOUNT TITLE	TOTAL FROM	WATER FUND FY 15-16 ACTUAL	WATER FUND FY 16-17 BUDGET	WATER FUND FY 16-17 PROJECTED	WATER FUND FY 17-18 BUDGET	% CHANGE FY 16-17 BUDGET VS FY 16-17 PROJECTED	% CHANGE FY 16-17 BUDGET VS FY 17-18 BUDGET
01 60 650000	ADMINISTRATIVE COSTS							
01 60 651000	OCCUPANCY COSTS							
01 60 651200	GENERATOR DIESEL FUEL		44,567	112,500	65,000	112,500	-42.2%	0.0%
01 60 651300	NATURAL GAS		14,368	33,000	25,000	33,000	-24.2%	0.0%
01 60 651400	COMMUNICATION SYSTEMS		49,876	68,800	65,000	71,040	-5.5%	3.3%
01 60 652000	ADMINISTRATION SUPPLIES							
01 60 652100	OFFICE SUPPLIES		13,884	29,810	18,000	29,360	-39.6%	-1.5%
01 60 652200	BOOKS & PUBLICATIONS		1,152	4,396	2,500	4,396	-43.1%	0.0%
01 60 653000	PRINTING & POSTAGE							
01 60 653100	PRINTING - GENERAL		5	8,650	1,000	8,650	-88.4%	0.0%
01 60 653200	POSTAGE & DELIVERY		6,882	6,600	5,000	6,600	-24.2%	0.0%
01 60 654000	PROFESSIONAL DUES		13,856	22,580	19,000	22,605	-15.9%	0.1%
01 60 655000	OFFICE EQUIPMENT REPAIRS		4,584	11,220	6,000	13,620	-46.5%	21.4%
01 60 656000	REPAIRS & MAINT - BLDGS & GRN		190,832	228,000	180,000	212,500	-21.1%	-6.8%
01 60 658000	COMPUTER SOFTWARE		2,939	13,300	5,000	27,300	-62.4%	105.3%
01 60 659000	SOFTWARE MAINTENANCE		76,485	97,045	80,000	96,550	-17.6%	-0.5%
01 60 659100	OTHER ADMINISTRATIVE EXPENSE		7,070	13,900	5,000	13,900	-64.0%	0.0%
	TOTAL ADMINISTRATIVE & MAINTENANCE COSTS		426,500	649,801	476,500	652,021	-26.7%	0.3%

WATER SUPPLY. Water costs from the City of Chicago are budgeted on the assumption the Commission will use 2% less than the budgeted amount from the last fiscal year. The Commission estimates budgeted purchases to be 25.832 billion gallons of water at an average rate of \$3.89 per 1,000 gallons in fiscal year 2017-2018. The water rate of \$3.89 is based on an adjustment by the City of Chicago that is scheduled to be on June 1, 2017. All future upward adjustments are based on the lower of the rate of inflation for the 365 day period ending on the most recent January 1 of the Consumer Price Index or 5%. The Consumer Price Index from December 2015 to December 2016 increased approximately 1.83%; therefore, the Commission is budgeting for an increase in rates from Chicago. In addition, 80% of the electrical costs and 50% of the labor and repair costs for the Lexington Pump Station, as well as major maintenance items, are included in this line item. The budget for these expenses also includes electrical supply costs and other electrical costs for the elevated tanks and the metering stations, water quality chemicals, and testing.

PUMP STATION OPERATIONS. These expenses include the maintenance and repair of water pumps, reservoirs and the pump station building and purchase of spare parts. Costs of meter testing and instrumentation maintenance are included here. Major cost elements for fiscal year 2017-2018 are pump maintenance, electrical switchgear/breaker maintenance, and relay calibration.

PIPELINE MAINTENANCE. Repairs to the Commission's pipelines include work done under both the Quick Response contract and by the Commission staff. Major expenses in this category include estimated pipeline repairs (\$325,000) and manhole repairs and adjustments (\$50,000).

VEHICLES. Equipment repairs and maintenance includes the cost of gasoline, oil, and repairs to the Commission's vehicles.

DuPAGE WATER COMMISSION
 TENTATIVE DRAFT MANAGEMENT BUDGET
 MAY 1, 2017 TO APRIL 30, 2018

ACCT #	ACCOUNT TITLE	TOTAL FROM	WATER FUND FY 15-16 ACTUAL	WATER FUND FY 16-17 BUDGET	WATER FUND FY 16-17 PROJECTED	WATER FUND FY 17-18 BUDGET	% CHANGE FY 16-17 BUDGET VS FY 16-17 PROJECTED	% CHANGE FY 16-17 BUDGET VS FY 17-18 BUDGET
01 60 660000	DIRECT WATER DISTRIBUTION COSTS							
01 60 661000	WATER SUPPLY							
01 60 661101	WATER PURCHASES-CHICAGO		101,352,408	100,691,288	101,700,000	100,485,690	1.0%	-0.2%
01 60 661102	ELECTRIC-CHICAGO		1,039,833	1,300,000	1,200,000	1,300,000	-7.7%	0.0%
01 60 661103	MAINTENANCE-CHICAGO		406,125	456,000	470,000	504,000	3.1%	10.5%
01 60 661104	MAJOR MAINTENANCE-CHICAGO		0	0	0	150,000	N/A	N/A
01 60 661200	ELECTRIC - DuPAGE		1,563,601	1,900,000	1,650,000	1,900,000	-13.2%	0.0%
02 61 661202	METER STATION, ROV, TANK SITE		123,030	147,000	135,000	147,000	-8.2%	0.0%
01 60 661300	WATER CHEMICALS		7,576	26,700	10,000	26,700	-62.5%	0.0%
01 60 661400	WATER TESTING		21,046	24,750	22,000	24,750	-11.1%	0.0%
01 60 662000	PUMP STATION OPERATIONS							
01 60 662100	PUMPING SERVICES		29,400	187,800	100,000	187,800	-46.8%	0.0%
01 60 662300	METER TESTING & REPAIR		13,860	18,100	14,000	18,300	-22.7%	1.1%
01 60 662400	SCADA/INSTRUMENTATION		31,126	41,900	40,000	41,900	-4.5%	0.0%
01 60 662500	EQUIPMENT RENTAL		1,089	11,700	5,000	11,700	-57.3%	0.0%
01 60 662600	UNIFORMS		10,428	25,000	15,000	25,000	-40.0%	0.0%
01 60 662700	SAFETY		35,696	70,195	45,000	62,345	-35.9%	-11.2%
01 60 663000	PIPELINE MAINTENANCE							
01 60 663100	PIPELINE REPAIRS		306,295	375,000	300,000	375,000	-20.0%	0.0%
01 60 663200	CORROSION TESTING & MITIGATION		10,059	7,500	7,500	7,500	0.0%	0.0%
01 60 663300	METER STATIONS, ROVS, STANDPIPES		128,922	118,500	100,000	129,500	-15.6%	9.3%
01 60 663400	PLAN REVIEW - PIPELINE CONFLICTS		70,018	80,000	80,000	91,500	0.0%	14.4%
01 60 663700	PIPELINE SUPPLIES		51,798	59,250	45,000	54,250	-24.1%	-8.4%
01 60 664000	MACHINERY & EQUIPMENT NON-CAP		0	19,150	5,000	14,650	-73.9%	-23.5%
01 60 664100	REPAIRS & MAINT - VEHICLES		22,647	39,500	39,500	39,500	0.0%	0.0%
01 60 664200	FUEL- VEHICLES		16,902	37,200	20,000	37,200	-46.2%	0.0%
01 60 664300	LICENSES - VEHICLES		1,214	2,150	1,700	2,150	-20.9%	0.0%
	TOTAL DIRECT WATER DISTRIBUTION COSTS		105,243,073	105,638,683	106,004,700	105,636,435	0.3%	0.0%

BOND INTEREST COSTS. Currently the Commission has no debt outstanding; therefore, no interest expenses are budgeted in fiscal year 2017-2018.

LAND AND RIGHT-OF-WAY. The amount budgeted for leases include Cook County and Illinois State Toll Highway Authority leases for pipeline crossings

DRAFT

DuPAGE WATER COMMISSION
 TENTATIVE DRAFT MANAGEMENT BUDGET
 MAY 1, 2017 TO APRIL 30, 2018

ACCT #	ACCOUNT TITLE	TOTAL FROM	WATER FUND FY 15-16 ACTUAL	WATER FUND FY 16-17 BUDGET	WATER FUND FY 16-17 PROJECTED	WATER FUND FY 17-18 BUDGET	% CHANGE FY 16-17 BUDGET VS FY 16-17 PROJECTED	% CHANGE FY 16-17 BUDGET VS FY 17-18 BUDGET
01 60 672000	BOND INTEREST							
01 60 672200	BOND INTEREST - REV BONDS		586,467	41,800	0	0	-100.0%	-100.0%
01 60 672300	NOTE INTEREST - CERTIFICATES OF DEBT		0	0	0	0	N/A	N/A
01 60 672400	CAPITAL LEASE INTEREST		530	100	43	0	-57.0%	-100.0%
	TOTAL INTEREST EXPENSES		586,997	41,900	43	0	-99.9%	-100.0%
01 60 680000	LAND AND RIGHT-OF-WAY							
	LAND AND RIGHT-OF-WAY							
01 60 681000	LEASES		0	1,000	500	1,000	-50.0%	0.0%
01 60 682000	PERMITS & FEES		5,322	14,450	6,000	14,450	-58.5%	0.0%
	TOTAL LAND AND RIGHT-OF-WAY		5,322	15,450	6,500	15,450	-57.9%	0.0%

EQUIPMENT PURCHASES. There is no equipment budgeted for this line item in fiscal year 2017-2018. The purpose of budgeting in this manner is to allow control over the purchase of equipment, as well as to plan for depreciation to conform to accounting principles in the annual audit report. The capitalized equipment budget item is for year-end audit compliance.

VEHICLE PURCHASES. The Commission is expecting to purchase a new Ford F-150 XL Supercab in fiscal year 2017-2018. The capitalized equipment budget item is for year-end audit compliance.

WATER MAIN, BUILDING, AND PUMPING EQUIPMENT DEPRECIATION. The Commission recognizes depreciation on its water mains, buildings, and pumping equipment. Buildings are being depreciated over a 40-year period. Pipelines are estimated to last 80 years. Pumping equipment has a 30-year life.

EQUIPMENT DEPRECIATION. Equipment is being depreciated over a period of 3 – 25 years.

VEHICLE DEPRECIATION. Vehicles are being depreciated over 5 years.

DUPAGE WATER COMMISSION
 TENTATIVE DRAFT MANAGEMENT BUDGET
 MAY 1, 2017 TO APRIL 30, 2018

ACCT #	ACCOUNT TITLE	TOTAL FROM	WATER FUND FY 15-16 ACTUAL	WATER FUND FY 16-17 BUDGET	WATER FUND FY 16-17 PROJECTED	WATER FUND FY 17-18 BUDGET	% CHANGE FY 16-17 BUDGET VS FY 16-17 PROJECTED	% CHANGE FY 16-17 BUDGET VS FY 17-18 BUDGET
01 60 690000	CAPITAL EQUIPMENT/DEPRECIATION							
	EQUIPMENT PURCHASES							
01 60 685100	COMPUTER		22,331	24,000	21,000	29,600	-12.5%	23.3%
01 60 685200	OFFICE FURNITURE & EQUIPMENT		13,198	39,000	39,000	0	0.0%	-100.0%
01 60 685600	MACHINERY & EQUIPMENT		39,412	0	0	0	N/A	N/A
01 60 685800	CAPITALIZED EQUIPMENT PURCHASES		(63,176)	(39,000)	(39,000)	0	0.0%	-100.0%
	VEHICLE PURCHASES							
01 60 686000	VEHICLES		0	30,500	30,500	35,000	0.0%	14.8%
01 60 686800	CAPITALIZED VEHICLES PURCHASES		0	(30,500)	(30,500)	(35,000)	0.0%	14.8%
01 60 692000	DEPRECIATION - WATER MAINS		4,547,727	4,565,000	4,565,000	4,573,000	0.0%	0.2%
01 60 693000	DEPRECIATION - BUILDINGS		2,596,952	2,630,000	2,630,000	2,755,000	0.0%	4.8%
01 60 694000	DEPRECIATION - PUMPING EQUIPMENT		816,209	1,100,000	1,100,000	1,607,000	0.0%	46.1%
01 60 695200	DEPRECIATION - OFFICE FURNITURE		83,516	99,000	90,000	99,000	-9.1%	0.0%
01 60 696000	DEPRECIATION - VEHICLE		50,064	62,000	30,000	60,000	-51.6%	-3.2%
	TOTAL CAPITAL EQUIPMENT/DEPRECIATION		8,106,233	8,480,000	8,436,000	9,123,600	-0.5%	7.6%
	TOTAL OPERATING EXPENSES		119,616,874	120,818,543	120,350,165	121,656,544	-0.4%	0.7%

METERING STATIONS. There are currently no additional metering stations expected to be build and included in the budget.

DRAFT

DuPAGE WATER COMMISSION
 TENTATIVE DRAFT MANAGEMENT BUDGET
 MAY 1, 2017 TO APRIL 30, 2018

ACCT #	ACCOUNT TITLE	TOTAL FROM	WATER FUND FY 15-16 ACTUAL	WATER FUND FY 16-17 BUDGET	WATER FUND FY 16-17 PROJECTED	WATER FUND FY 17-18 BUDGET	% CHANGE FY 16-17 BUDGET VS FY 16-17 PROJECTED	% CHANGE FY 16-17 BUDGET VS FY 17-18 BUDGET
01 60 70000	CONSTRUCTION EXPENDITURES							
01 60 711500	BARTLETT CONNECTION FACILITIES		0	0	0	10,000,000	N/A	N/A
01 60 721600	ROOF REPLACEMENT		724,100	0	0	0	N/A	N/A
01 60 721800	RESERVOIR HATCH REPLACEMENT		236,918	0	0	0	N/A	N/A
01 60 721900	EFFLUENT VAULT STAIRS REPLACEMENT		110,621	0	0	0	N/A	N/A
01 60 770700	STANDPIPE PAINTING		3,083,857	3,040,000	3,000,000	1,700,000	-1.3%	-44.1%
01 60 770800	STANDPIPE MIXING		7,863	30,000	20,000	35,000	-33.3%	16.7%
01 60 771000	VALVE REHAB & REPLACEMENT		117,267	125,000	925,000	0	640.0%	-100.0%
01 60 771100	METER REPLACEMENT		5,701	250,000	25,000	550,000	-90.0%	120.0%
01 60 771200	CONDITION ASSESSMENT		17,248	800,000	200,000	250,000	-75.0%	-68.8%
01 60 771400	HIGHLIFT PUMP VIBRATION MONITORING UPGRADE		75,445	0	0	0	N/A	N/A
01 60 771500	PORTABLE GENERATOR EMERGENCY UPGRADES		20,520	0	0	0	N/A	N/A
01 60 771600	VAR BLDG - WALL & MASONRY REHAB		173,307	600,000	350,000	0	-41.7%	-100.0%
01 60 771700	REPLACEMENT OF SCADA SYSTEM		19,138	3,000,000	200,000	3,500,000	-93.3%	16.7%
01 60 771800	REPLACEMENT OF TELEPHONE SYSTEM		50,862	0	0	0	N/A	N/A
01 60 771900	HIGHLIFT PUMP REHAB		0	250,000	100,000	250,000	-60.0%	0.0%
01 60 772000	SECURITY SYSTEM UPGRADES		0	0	0	400,000	N/A	N/A
01 60 772100	METER STATION REHAB		0	0	0	800,000	N/A	N/A
01 60 798000	CAPITALIZED FIXED ASSETS		(4,642,847)	(8,095,000)	(4,820,000)	(17,485,000)	-40.5%	116.0%
	TOTAL CONSTRUCTION EXPENDITURES		0	0	0	0	N/A	N/A



**DuPage Water Commission
Fiscal Year 2017-2018
Tentative Draft Management Budget
May 1, 2017 to April 30, 2018**

(with detailed account line items)

March 1, 2017

BUDGET REPORT
2017-2018 Budget Year
01 WATER FUND

ACCOUNT NO#	ACCOUNT NAME	UNITS	UNIT COST	ITEM ANNUAL TOTAL	ANNUAL BUDGET
01-511100	O&M PAYMENTS- GOVERNMENTAL				117,710,070.08
	May 2017 - April 2018 \$4.88	97.6	24120916	117,710,070.08	
01-511200	O&M PAYMENTS- PRIVATE				2,845,103.44
	May 2017 - April 2018 \$4.88	2.4	583013	2,845,103.44	
01-512100	FIXED COST PAYMENTS- GOVT				0.00
	Funded by Sales Tax			0.00	
01-512200	FIXED COST PAYMENTS-PRIVATE				0.00
	Funded by Sales Tax			0.00	
01-513100	SUBSEQUENT CUSTOMER - GOVT				344,157.00
	Winfield			100,409.00	
	Oakbrook Terrace			31,708.00	
	Du Page County			212,040.00	
01-513200	SUBSEQUENT CUSTOMER - PRIVATE				509,465.00
	IAWC			346,892.00	
	Argonne Labs			162,573.00	
01-514100	EMERGENCY WATER SERVICE- GOVT				20,090.00
	Annual Fee	1	7,890.00	7,890.00	
	Water Use	2500	4.88	12,200.00	
01-514200	EMERGENCY WATER SERVICE				0.00
01-520000	PROPERTY TAX				0.00
01-530000	SALES TAX				
01-530010	SALES TAXES - WATER REVENUE				0.00
	All receipts until budget met			-	
01-530030	WATER FUND - GENERAL				0.00
	Remaining Receipts until FYE			-	
01-540000	RENTAL INCOME				0.00
01-581000	INVESTMENT INCOME				560,000.00
01-590000	OTHER INCOME				0.00
01-590100	SALE OF EQUIPMENT				0.00
01-592000	CONTRIBUTIONS				0.00
PAGE TOTAL					121,988,885.52
TOTAL REVENUES					121,988,885.52 (Credit)

BUDGET REPORT
2017-2018 Budget Year
01 WATER FUND

ACCOUNT NO#	ACCOUNT NAME	UNITS	UNIT COST	ITEM ANNUAL TOTAL	ANNUAL BUDGET
01-60-611100	ADMIN SALARIES				1,319,962.04
	Administration	1	1,297,062.00	1,297,062.00	
	Treasurer	12	1,458.34	17,500.04	
	Commissioner	9	600.00	5,400.00	
01-60-611200	OPERATIONS SALARIES				1,627,908.00
	Operations Department	1	562,224.00	562,224.00	
	Pipeline Department	1	657,923.00	657,923.00	
	Instrum/Remote Fac Dept	1	407,761.00	407,761.00	
01-60-611300	SUMMER INTERNS				27,000.00
	Interns	3	9,000.00	27,000.00	
01-60-611600	ADMIN OVERTIME				7,400.00
	less than 1% of Admin Employees	1	7,400.00	7,400.00	
01-60-611700	OPERATIONS OVERTIME				179,069.88
	11% of Oper Payroll	1	179,069.88	179,069.88	
01-60-612100	PENSION				253,855.60
	2017 IMRF rate = 8.03%			253,855.60	
01-60-612200	MEDICAL/LIFE BENEFITS				766,320.00
	Blue Cross Blue Shield	7	54,000.00	378,000.00	
	15% Increase for 2018	5	62,100.00	310,500.00	
	Metlife Dental/Vision	7	5,500.00	38,500.00	
	15% Increase for 2018	5	6,325.00	31,625.00	
	Principle Life & ADD	7	1,000.00	7,000.00	
	10% Increase for 2018	5	1,100.00	5,500.00	
	Healthiest You	12	350.00	4,200.00	
	Envision Healthcare	12	60.00	720.00	
	Employee Contribution 20%			(151,725.00)	
	Employer H.S.A Contribution	1	142,000.00	142,000.00	
01-60-612300	FEDERAL PAYROLL TAXES				241,842.51
	Social Security			196,003.08	
	Medicare			45,839.43	
01-60-612800	STATE UNEMPLOYMENT				13,780.00
	Illinois Estimated 2.65% for 2018			13,780.00	
01-60-613100	TRAVEL				10,800.00
	GM Auto Allowance	12	500.00	6,000.00	
	ISTHA Tolls	12	300.00	3,600.00	
	Parking	12	50.00	600.00	
	Non Commission Vehicles			600.00	

PAGE TOTAL

4,447,938.03

BUDGET REPORT
2017-2018 Budget Year
01 WATER FUND

ACCOUNT NO#	ACCOUNT NAME	UNITS	UNIT COST	ITEM ANNUAL TOTAL	ANNUAL BUDGET
01-60-613200	TRAINING				33,150.00
	Instrumentation Classes	6	250.00	1,500.00	
	Admin Training	10	250.00	2,500.00	
	O&M Classes	12	250.00	3,000.00	
	Infor 7i Training	1	2,000.00	2,000.00	
	Mgr/Supv Training	1	3,000.00	3,000.00	
	Sharepoint	1	1,800.00	1,800.00	
	Electrical/GIS Training	3	1,500.00	4,500.00	
	Hach Lab Training	1	2,000.00	2,000.00	
	Incode Training	2	2,000.00	4,000.00	
	Operator/Pipeline Training	3	500.00	1,500.00	
	Webinars	3	250.00	750.00	
	Supervisor Training	3	500.00	1,500.00	
	Underground Storage Tank	2	800.00	1,600.00	
	Corrossion Protection Training	1	2,500.00	2,500.00	
	OSHA Public Sector Certification	1	500.00	500.00	
	AUTOCAD	1	500.00	500.00	
01-60-613301	CONFERENCES				29,250.00
	AMWA Conference	1	3,000.00	3,000.00	
	AWWA ACE (Philadelphia)	2	3,000.00	6,000.00	
	Misc Conference	2	2,500.00	5,000.00	
	ILGISA Conference	1	300.00	300.00	
	ISAWWA Annual Mtg	4	900.00	3,600.00	
	IRTHNET User Conference	1	1,850.00	1,850.00	
	Facilities Management	1	2,000.00	2,000.00	
	National Safety Conference	2	1,800.00	3,600.00	
	ILGFOA Conference	1	1,500.00	1,500.00	
	IPSI Conference	2	1,200.00	2,400.00	
01-60-613302	TUITION REIMBURSEMENT				0.00
01-60-619100	OTHER PERSONNEL COSTS				26,300.00
	Annual Physicals	30	300.00	9,000.00	
	Pre-employment Physicals	3	400.00	1,200.00	
	Employment Ads	3	2,500.00	7,500.00	
	Background Checking	10	500.00	5,000.00	
	Employee Assistance	12	150.00	1,800.00	
	Security at Commission Mtg	12	150.00	1,800.00	
01-60-621000	WATER CONSERVATION PROGRAM				20,000.00
	Resources	1	13,500.00	13,500.00	
	Consulting	1	6,500.00	6,500.00	
01-60-623200	BOND ISSUE ADVISORY SERVICES				0.00
01-60-623300	INVESTMENT FEES & BANK CHARGE				95,200.00
	Investment Fees	1	94,000.00	94,000.00	
	Banking Fees	12	100.00	1,200.00	
PAGE TOTAL					203,900.00

BUDGET REPORT
2017-2018 Budget Year
01 WATER FUND

ACCOUNT NO#	ACCOUNT NAME	UNITS	UNIT COST	ITEM ANNUAL TOTAL	ANNUAL BUDGET
01-60-625100	LEGAL SERVICES- GENERAL				90,000.00
	General	1	65,000.00	65,000.00	
	Litigation	1	25,000.00	25,000.00	
01-60-625200	BOND COUNSEL				0.00
	Certificate of Debt	1	0.00	0.00	
01-60-625300	LEGAL SERVICES- SPECIAL				50,000.00
	As Required			50,000.00	
01-60-625800	LEGAL NOTICES				37,500.00
	Admin Legal Notices	1	8,500.00	8,500.00	
	Project Legal Notices	10	1,200.00	12,000.00	
	Operations Legal Notices	4	2,000.00	8,000.00	
	Treasurers Report	1	8,000.00	8,000.00	
	HR Notices	2	500.00	1,000.00	
01-60-625900	OTHER LEGAL SERVICES				0.00
01-60-626000	AUDIT SERVICES				32,000.00
	Audit FY 2017	1	32,000.00	32,000.00	
01-60-628000	CONSULTING SERVICES				218,000.00
	Network Consultants	1	40,000.00	40,000.00	
	Incode Finance Programming	1	10,000.00	10,000.00	
	Unidentified Services	1	50,000.00	50,000.00	
	Application Develop.	1	30,000.00	30,000.00	
	Electrical Supply Consult	1	10,000.00	10,000.00	
	Insurance Consultant	1	10,000.00	10,000.00	
	Stand Operating Procedures	1	3,000.00	3,000.00	
	Document Management	1	5,000.00	5,000.00	
	Engineering Consult	1	40,000.00	40,000.00	
	HR Consultants	1	20,000.00	20,000.00	
01-60-629000	CONTRACTUAL SERVICES				489,900.00
	Accounting Service	12	5,500.00	66,000.00	
	Annual UPS Maintenance	1	12,000.00	12,000.00	
	IRTHNET Service / Storage	1	20,200.00	20,200.00	
	Custodial Service	12	2,500.00	30,000.00	
	Landscaping Services	7	5,000.00	35,000.00	
	Landscape Conversion	1	13,000.00	13,000.00	
	Window Cleaning Service	12	800.00	9,600.00	
	Elevator Service Contract	12	200.00	2,400.00	
	Fire Alarm Panel Service	12	1,300.00	15,600.00	
	Exterminator Service	12	200.00	2,400.00	
	Refuse Service	12	700.00	8,400.00	
	Floor Mat Service	12	600.00	7,200.00	
	Server Hardware Agreement	1	3,500.00	3,500.00	
	Temporary Personnel Services	1	30,000.00	30,000.00	
	Network Support/Monitoring	12	8,300.00	99,600.00	

PAGE TOTAL

917,400.00

BUDGET REPORT
2017-2018 Budget Year
01 WATER FUND

ACCOUNT NO#	ACCOUNT NAME	UNITS	UNIT COST	ITEM ANNUAL TOTAL	ANNUAL BUDGET
01-60-629000	CONTRACTUAL SERVICES (CONT.)				
	HVAC Service and Controls Contract	1	15,000.00	15,000.00	
	Overhead Door Service Contract	1	7,000.00	7,000.00	
	Hydro Excavation Services	1	50,000.00	50,000.00	
	dpwc.org Web Hosting	12	150.00	1,800.00	
	Annual Freq Protection	1	500.00	500.00	
	HSQ Maintenance Contract	1	10,000.00	10,000.00	
	Cloud Backup Service	1	1,000.00	1,000.00	
	Hach Maintenance	1	6,700.00	6,700.00	
	Terrazzo Floor Maintenance	1	10,000.00	10,000.00	
	Generator Service and PM	12	2,000.00	24,000.00	
	Email Threat Protection	1	4,200.00	4,200.00	
	GPS Vehicle Tracking	12	400.00	4,800.00	
01-60-641100	GENERAL LIABILITY INSURANCE				51,500.00
	General Liability	1	35,000.00	35,000.00	
	UST	1	1,500.00	1,500.00	
	Crime	1	5,000.00	5,000.00	
	Pollution (1/3 of Premium)	1	10,000.00	10,000.00	
01-60-641200	PUBLIC OFFICIAL LIABILITY				22,300.00
	Treasurer's Bond	1	5,300.00	5,300.00	
	General Manager's Bond	1	15,000.00	15,000.00	
	Commissioners' Bond	1	2,000.00	2,000.00	
01-60-641300	TEMPORARY BONDS				0.00
01-60-641500	WORKER'S COMPENSATION				105,000.00
	Illinois Public Risk Fund	1	105,000.00	105,000.00	
01-60-641600	EXCESS LIABILITY COVERAGE				35,000.00
	Umbrella	1	35,000.00	35,000.00	
01-60-642100	PROPERTY INSURANCE				381,000.00
	Property	1	345,000.00	345,000.00	
	Insurance Fees	1	36,000.00	36,000.00	
01-60-642200	AUTOMOBILE INSURANCE				15,000.00
	Auto Insurance	1	15,000.00	15,000.00	
01-60-649100	SELF INSURANCE PROPERTY				50,000.00
	Above & Below Ground 1 Incident	1	50,000.00	50,000.00	
01-60-651200	GENERATOR DIESEL FUEL				112,500.00
	Diesel Fuel	25,000	4.50	112,500.00	
01-60-651300	NATURAL GAS				33,000.00
	Natural Gas Service	1	33,000.00	33,000.00	
01-60-651401	TELEPHONE				28,080.00
	MIS - IP Flex	12	870.00	10,440.00	
	POTS Lines	12	500.00	6,000.00	
	Long Distance Usage	12	100.00	1,200.00	
PAGE TOTAL					833,380.00

BUDGET REPORT
2017-2018 Budget Year
01 WATER FUND

ACCOUNT NO#	ACCOUNT NAME	UNITS	UNIT COST	ITEM ANNUAL TOTAL	ANNUAL BUDGET
01-60-651401	TELEPHONE (CONT.)				
	ComCast Internet	12	225.00	2,700.00	
	Ipad Internet Services	12	500.00	6,000.00	
	GPS Correction Signal	1	840.00	840.00	
	U-Verse Internet	12	75.00	900.00	
01-60-651402	CELL PHONE & CORR. TELEMETRY				28,800.00
	Cellular Service	12	2,000.00	24,000.00	
	Cellular RTU Charge	12	150.00	1,800.00	
	Phones and supplies	1	3,000.00	3,000.00	
01-60-651403	RADIOS				9,360.00
	STARCOM21	12	780.00	9,360.00	
01-60-651404	REPAIRS & EQUIPMENT				4,800.00
	Cellular Repair	1	1,000.00	1,000.00	
	Vehicle Radio Removal/Replacement	2	800.00	1,600.00	
	Radio Maintenance	12	100.00	1,200.00	
	450 MHZ Radio Replacements	2	500.00	1,000.00	
01-60-652100	OFFICE SUPPLIES				29,360.00
	General Office Supplies	12	2,210.00	26,520.00	
	Print supplies	1	600.00	600.00	
	Check Stock	1	1,000.00	1,000.00	
	Printer & Plotter Paper	1	1,000.00	1,000.00	
	Tapes for computer backup	2	120.00	240.00	
01-60-652200	BOOKS & PUBLICATIONS				4,396.00
	Blue Book Subscription	1	1,650.00	1,650.00	
	Training References	2	1,000.00	2,000.00	
	Standards & References	1	250.00	250.00	
	Eng News Record	1	90.00	90.00	
	Best's Key Rating Guide	1	165.00	165.00	
	Rothstein OSHA Law	1	116.00	116.00	
	GIS Books	1	125.00	125.00	
01-60-653100	PRINTING- GENERAL				8,650.00
	Large Print Jobs	1	750.00	750.00	
	Photos	1	500.00	500.00	
	Letterhead	1	800.00	800.00	
	Forms	1	200.00	200.00	
	Business Cards	4	100.00	400.00	
	Construction Plan Printing	1	2,000.00	2,000.00	
	Annual Reports	1	2,000.00	2,000.00	
	Printing & Mounting	1	2,000.00	2,000.00	

PAGE TOTAL

85,366.00

BUDGET REPORT
2017-2018 Budget Year
01 WATER FUND

ACCOUNT NO#	ACCOUNT NAME	UNITS	UNIT COST	ITEM ANNUAL TOTAL	ANNUAL BUDGET
01-60-653200	POSTAGE & DELIVERY				6,600.00
	US Postal Service	12	200.00	2,400.00	
	Overnight Service Board	12	100.00	1,200.00	
	Overnight Delivery Misc	10	300.00	3,000.00	
01-60-654000	PROFESSIONAL DUES				22,605.00
	NACE Dues (2 yrs)	4	250.00	1,000.00	
	Operators License	12	40.00	480.00	
	ISA Membership Dues	2	250.00	500.00	
	GFOA Dues	1	250.00	250.00	
	IL GFOA Dues	1	500.00	500.00	
	AWWA & AMWA Commission Dues	1	13,500.00	13,500.00	
	AWWA Research Fund	1	2,500.00	2,500.00	
	Mid Central Water Works	2	125.00	250.00	
	ILGISA Membership Dues	1	100.00	100.00	
	Alliance for Water Efficiency	1	3,200.00	3,200.00	
	Membership IFMA	1	325.00	325.00	
01-60-655000	REPAIRS & MAINT- OFFICE EQUIP				13,620.00
	Copier Maint	12	500.00	6,000.00	
	Copier Usage	12	350.00	4,200.00	
	Postage Meter Rental	4	630.00	2,520.00	
	Postage Meter Repairs	1	900.00	900.00	
01-60-656000	REPAIRS & MAINT- BLDGS & GRNDS				212,500.00
	Custodial Supplies	12	800.00	9,600.00	
	Fire Alarm Monitor Service	1	1,500.00	1,500.00	
	Police & Fire Protection	1	59,500.00	59,500.00	
	City Elevator Inspection	2	500.00	1,000.00	
	Building Supplies	12	1,500.00	18,000.00	
	HVAC Systems & Modifications	1	10,000.00	10,000.00	
	Rock Salt & Icemelt	1	11,000.00	11,000.00	
	Fire Ext Recharge	1	2,000.00	2,000.00	
	Quick Response Electrical Work	1	40,000.00	40,000.00	
	Security Syst Maintenance	1	17,000.00	17,000.00	
	Forklift Truck Repair	2	1,200.00	2,400.00	
	Elevator Repairs	2	2,500.00	5,000.00	
	Underground Storage Testing	1	2,500.00	2,500.00	
	Battery Repair & Service	4	1,500.00	6,000.00	
	Generator Repairs	1	10,000.00	10,000.00	

PAGE TOTAL

255,325.00

BUDGET REPORT
2017-2018 Budget Year
01 WATER FUND

ACCOUNT NO#	ACCOUNT NAME	UNITS	UNIT COST	ITEM ANNUAL TOTAL	ANNUAL BUDGET
01-60-656000	REPAIRS & MAINT- BLDGS & GRNDS (CONT.)				
	Aerial Lift Service	1	2,000.00	2,000.00	
	Chillers	1	10,000.00	10,000.00	
	Crane Inspections & Repairs	1	5,000.00	5,000.00	
01-60-658000	COMPUTER SOFTWARE				27,300.00
	Network Upgrades	1	20,000.00	20,000.00	
	Misc. GIS software	1	300.00	300.00	
	Document Management System	1	2,000.00	2,000.00	
	Misc Software Programs	1	5,000.00	5,000.00	
01-60-659000	COMPUTER/SOFTWARE MAINTENANCE				96,550.00
	ESRI Software Maint.	1	10,100.00	10,100.00	
	Infor 7i Software Maint	1	44,000.00	44,000.00	
	Incode Software	1	12,000.00	12,000.00	
	AUTOCAD License	1	800.00	800.00	
	Maplogic Layout Manager	1	250.00	250.00	
	Google SketchUp Pro	1	500.00	500.00	
	Google Earth Pro	1	400.00	400.00	
	Document Management Maint.	1	2,000.00	2,000.00	
	Misc Hardware and Repairs	1	4,000.00	4,000.00	
	Software License Renewals	1	12,000.00	12,000.00	
	HP Maintenance Agreement	1	1,500.00	1,500.00	
	Office 365 Government	1	9,000.00	9,000.00	
01-60-659100	OTHER ADMINISTRATIVE EXPENSE				13,900.00
	Misc Meeting Expenses	1	3,000.00	3,000.00	
	Retirement Plaques	3	200.00	600.00	
	Scanning Service	1	4,000.00	4,000.00	
	HR Plus Background Checks	6	1,000.00	6,000.00	
	Notary Public Renewals	3	100.00	300.00	
01-60-661101	WATER BILLING				100,485,690.33
	Water Purchase (May-April) \$3.89		25,831,797	100,485,690.33	
01-60-661102	ELECTRICITY				1,300,000.00
	LPS Electrical Charges	1	1,300,000.00	1,300,000.00	

PAGE TOTAL

101,923,440.33

BUDGET REPORT
2017-2018 Budget Year
01 WATER FUND

ACCOUNT NO#	ACCOUNT NAME	UNITS	UNIT COST	ITEM ANNUAL TOTAL	ANNUAL BUDGET
01-60-661103	OPERATIONS & MAINTENANCE				504,000.00
	LPS 50% O&M Charges	12	42,000.00	504,000.00	
01-60-661104	MAJOR MAINTENANCE				150,000.00
	HVAC Upgrade	1	100,000.00	100,000.00	
	Generator Maintenance	1	50,000.00	50,000.00	
01-60-661105	MAJOR MAINTENANCE BILLED				0.00
01-60-661200	ELECTRIC- DuPAGE				0.00
01-60-661201	PUMP STATION				1,900,000.00
	DPS Electrical Charges	1	1,900,000.00	1,900,000.00	
01-60-661202	METER STATION, ROV, TANK SITE				147,000.00
	COMED Accts	1	136,000.00	136,000.00	
	Naper Accts	1	11,000.00	11,000.00	
01-60-661300	WATER CHEMICALS				26,700.00
	Sodium Hypochlorite	6	3,750.00	22,500.00	
	De-Chlor Chemicals	6	700.00	4,200.00	
01-60-661400	WATER TESTING				24,750.00
	Analyzers, Supplies & Equipment	1	18,000.00	18,000.00	
	IEPA Lab Testing Program	1	2,750.00	2,750.00	
	Suburban Lab (Misc)	1	4,000.00	4,000.00	
01-60-661403	WATER TESTING - COR CONTROL				0.00
01-60-662000	PUMP STATION - OPERATING				
01-60-662100	PUMPING SERVICES				187,800.00
	Highlift Pump Repair	1	80,000.00	80,000.00	
	Small Tools / Equipment	12	600.00	7,200.00	
	Electrical Switchgear	1	5,000.00	5,000.00	
	Valves & Actuators	12	300.00	3,600.00	
	Compressor Repair	3	1,500.00	4,500.00	
	Electrical Supplies	12	450.00	5,400.00	
	Pumps Footing/Sump	12	400.00	4,800.00	
	Oil/Lubricants	12	300.00	3,600.00	
	Chlorine Feed Sys Repair	2	2,500.00	5,000.00	
	Backflow Preventor Service	1	5,000.00	5,000.00	
	Thermoscaning Service	1	3,500.00	3,500.00	
	Spare Motors	12	200.00	2,400.00	
	Compressed gases	12	75.00	900.00	
	Waste Oil Disposal	2	250.00	500.00	
	Pump Vibration Testing	1	5,000.00	5,000.00	
	Breaker Maintenance	1	30,000.00	30,000.00	
	Relay Calibration	1	10,000.00	10,000.00	
	Mechanical Seals	1	5,000.00	5,000.00	
	Multilin Replacement	4	1,600.00	6,400.00	

PAGE TOTAL

2,940,250.00

BUDGET REPORT
2017-2018 Budget Year
01 WATER FUND

ACCOUNT NO#	ACCOUNT NAME	UNITS	UNIT COST	ITEM ANNUAL TOTAL	ANNUAL BUDGET
01-60-662300	METER TESTING & REPAIRS				18,300.00
	Test Bench Repairs	1	8,000.00	8,000.00	
	Meter Parts	1	5,000.00	5,000.00	
	Annual Scale Calibration	1	2,800.00	2,800.00	
	Compound Meter Testing	1	500.00	500.00	
	PLC Repairs & Programming	1	2,000.00	2,000.00	
01-60-662400	SCADA / INSTRUMENTATION				41,900.00
	SCADA Antenna Maintenance	1	2,500.00	2,500.00	
	Backup Telemetry Repairs	1	1,000.00	1,000.00	
	Instrumentation	1	7,000.00	7,000.00	
	Repair Circuit Boards	1	3,000.00	3,000.00	
	Annual Test Equipment Cal	1	3,000.00	3,000.00	
	SCADA Radio Repairs	1	2,000.00	2,000.00	
	Scada Backhaul	12	1,950.00	23,400.00	
01-60-662500	EQUIPMENT RENTAL				11,700.00
	Tools & Equipment	1	5,000.00	5,000.00	
	Manlift & Misc Tools	1	1,000.00	1,000.00	
	Traffic Lane Closure Setup	6	950.00	5,700.00	
01-60-662600	UNIFORMS				25,000.00
	Uniform Replacements	1	18,000.00	18,000.00	
	Work Boot	1	7,000.00	7,000.00	
01-60-662700	SAFETY				62,345.00
	Contract Training	1	10,395.00	10,395.00	
	Equipment/Supplies	1	7,500.00	7,500.00	
	Consultant Services	1	30,000.00	30,000.00	
	NSC Dues and Subscriptions	1	2,650.00	2,650.00	
	Professional Development	1	5,600.00	5,600.00	
	In-House Training Material	1	2,000.00	2,000.00	
	Safety & First Aid	12	350.00	4,200.00	

PAGE TOTAL

159,245.00

BUDGET REPORT
2017-2018 Budget Year
01 WATER FUND

ACCOUNT NO#	ACCOUNT NAME	UNITS	UNIT COST	ITEM ANNUAL TOTAL	ANNUAL BUDGET
01-60-663100	PIPELINE REPAIRS				375,000.00
	Major Pipe Repair	1	325,000.00	325,000.00	
	Manhole Repairs and Adjustments	1	50,000.00	50,000.00	
10-60-663200	COR TESTING & MITIGATION				7,500.00
	Misc COR Testing	1	7,500.00	7,500.00	
01-60-663300	REMOTE FACILITIES MAINTENANCE				129,500.00
	Fencing Repairs	1	1,000.00	1,000.00	
	Quick Response Electrical Work	1	75,000.00	75,000.00	
	Minor Facility Repairs	1	10,000.00	10,000.00	
	Repair Parts	12	2,500.00	30,000.00	
	Landscaping Maintenance /Tanksites	1	5,000.00	5,000.00	
	Tool Replacement	1	1,000.00	1,000.00	
	Hoist Inspections	1	5,000.00	5,000.00	
	CP System Maintenance	1	2,500.00	2,500.00	
01-60-663400	PLAN REVIEW- PIPELINE CONFLICT				91,500.00
	JULIE Notification	4	19,000.00	76,000.00	
	Paint for JULIE Locating	1	3,000.00	3,000.00	
	Locating Transmitter/Receiver	2	5,500.00	11,000.00	
	Locating Flags	1	1,500.00	1,500.00	
01-60-663500	PIPELINE EQUIPMENT RENTAL				0.00
01-60-663700	PIPELINE SUPPLIES				54,250.00
	Pipe and Fittings	1	20,000.00	20,000.00	
	Misc. Supplies	1	34,250.00	34,250.00	
01-60-664000	MACHINERY & EQUIPMENT NON-CAP				14,650.00
	Utility Vehicle Tools	1	3,900.00	3,900.00	
	Arrow Board with Attenuator	1	5,500.00	5,500.00	
	Traffic Barricade Batteries	1	250.00	250.00	
	Office Upgrades / Furniture	1	5,000.00	5,000.00	
01-60-664100	REPAIRS & MAINT- VEHICLES				39,500.00
	Vehicle Maintenance	12	3,000.00	36,000.00	
	Oil Changes	1	3,500.00	3,500.00	
01-60-664200	FUEL- VEHICLES				37,200.00
	Bulk Fuel Purchase	24	1550.00	37,200.00	

PAGE TOTAL

749,100.00

BUDGET REPORT
2017-2018 Budget Year
01 WATER FUND

ACCOUNT NO#	ACCOUNT NAME	UNITS	UNIT COST	ITEM ANNUAL TOTAL	ANNUAL BUDGET
01-60-664300	LICENSES- VEHICLES				2,150.00
	City of Elmhurst	1	2,000.00	2,000.00	
	State of IL	1	150.00	150.00	
01-60-672100	BOND INTEREST- GO BONDS				0.00
01-60-672200	BOND INTEREST- REV BONDS				
	2013 Bond Int Pmts	1	-	-	-
	2013 Premium Amortization	1	-	-	-
01-60-672300	NOTE INTEREST - DEBT CERT.				0.00
01-60-672400	CAPITAL LEASE INTEREST				0.00
	Copier Lease Interest	1	-	-	
01-60-681000	LEASES				1,000.00
	ISTHA Pipe Crossings	1	500.00	500.00	
	ISTHA SCADA Antenna Use	1	500.00	500.00	
01-60-682000	PERMITS & FEES				14,450.00
	Cook County Maywood Easemt	1	3,500.00	3,500.00	
	IEPA APC Annual Fee	1	2,500.00	2,500.00	
	LPS Title Transfer Insur.	1	1,500.00	1,500.00	
	LPS Title Transfer Insur.	17	250.00	4,250.00	
	Highway Permits	5	100.00	500.00	
	DPCH Permit Fees	1	2,200.00	2,200.00	
01-60-683000	EASEMENTS				0.00
01-60-685100	COMPUTERS				29,600.00
	Replacement Computers	8	1,000.00	8,000.00	
	Replacement Laptops	3	1,200.00	3,600.00	
	High Availability Firewall	1	3,000.00	3,000.00	
	Tablet Devices	12	1,000.00	12,000.00	
	Scanners	5	600.00	3,000.00	
01-60-685200	OFFICE FURNITURE & EQUIPMT				0.00
		0	-	-	
01-60-685600	MACHINERY & EQUIPMENT				0.00
01-60-685800	CAPITALIZED EQUIP PURCHASES				0.00
01-60-686000	VEHICLES				35,000.00
	Ford F150 XL Supercab	1	35,000.00	35,000.00	
01-60-686800	CAPITALIZED VEHICLE PURCHASES				(35,000.00)
01-60-688000	CAPITALIZED FIXED ASSETS				0.00

PAGE TOTAL

47,200.00

BUDGET REPORT
2017-2018 Budget Year
01 WATER FUND

ACCOUNT NO#	ACCOUNT NAME	UNITS	UNIT COST	ITEM ANNUAL TOTAL	ANNUAL BUDGET
01-60-692000	DEPRECIATION- TRANS MAINS				4,573,000.00
	DEPRECIATION FY2017/18			4,573,000.00	
01-60-693000	DEPRECIATION- BUILDINGS				2,755,000.00
	DEPRECIATION FY2017/18			2,755,000.00	
01-60-694000	DEPRECIATION-PUMPING EQUIPMENT				1,607,000.00
	DEPRECIATION FY2017/18			1,607,000.00	
01-60-695200	DEPRECIATION- OFFICE FURN & EQUIP				99,000.00
	DEPRECIATION FY2017/18			99,000.00	
01-60-696000	DEPRECIATION- VEHICLES				60,000.00
	DEPRECIATION FY2017/18			60,000.00	

PAGE TOTAL

9,094,000.00

BUDGET REPORT
2017-2018 Budget Year
01 WATER FUND - CAPITAL IMPROVEMENTS BUDGET

ACCOUNT NO#	ACCOUNT NAME	UNITS	UNIT COST	ITEM ANNUAL TOTAL	ANNUAL BUDGET
01-60-711500	BARTLETT CONNECTION FACILITIES				10,000,000.00
	Connection Facilities	1	10,000,000.00	10,000,000.00	
01-60-770701	STANDPIPE PAINTING-CONSTR				1,700,000.00
	Standpipe Painting Construction	1	1,700,000.00	1,700,000.00	
01-60-770801	STANDPIPE MIXING SYSTEM-CONSTR				35,000.00
	Standpipe Mixing System Eng	1	35,000.00	35,000.00	
01-60-771100	METER REPLACEMENT				550,000.00
	Meter Replacement	1	550,000.00	550,000.00	
01-60-771200	CONDITION ASSESSMENT				250,000.00
	Condition Assess & Related Projects	1	250,000.00	250,000.00	
01-60-771700	REPLACEMENT OF SCADA SYSTEM				3,500,000.00
	Replacement of SCADA System	1	3,500,000.00	3,500,000.00	
01-60-771900	HIGHLIFT PUMP REHAB				250,000.00
	Highlift Pump Rehab	1	250,000.00	250,000.00	
01-60-772000	SECURITY SYSTEM UPGRADES				400,000.00
	Security System Upgrades	1	400,000.00	400,000.00	
01-60-772100	METER STATION REHAB				800,000.00
	Meter Station Rehab	1	800,000.00	800,000.00	
01-60-798000	CAPITALIZED FIXED ASSETS				(17,485,000.00)
PAGE TOTAL					0.00

TOTAL EXPENDITURES(pages2-14):

121,656,544.36

NET REVENUES/EXPENDITURES:

332,341.16
(Credit)

**DUPAGE WATER COMMISSION
2017 – 2022
FIVE YEAR CAPITAL IMPROVEMENT PLAN**



**DUPAGE WATER COMMISSION
2017 2022
FIVE YEAR CAPITAL IMPROVEMENT
PLAN
February 16, 2017**



**DUPAGE WATER COMMISSION
2017 – 2022
FIVE YEAR CAPITAL IMPROVEMENT PLAN**



DuPage Water Commission MEMORANDUM

TO: John Spatz
General Manager

FROM: Terry McGhee
Manager of Operations

DATE: February 16, 2017

SUBJECT: Capital Improvement Plan

In accordance with Commission policy, the Capital Improvement Plan is reviewed and evaluated by staff in connection with each new budget cycle. A draft of the updated plan is then submitted to the Commission for its consideration. This annual document is based on the Commission's anticipated needs for normal operations, emergency operations and improvements to the system.

The plan is divided into two sections – DuPage Pump Station Improvements and Distribution & Storage System Improvements. A summary shows the capital outlay which will be funded through a five-year capital improvement budget with fiscal year breakouts. Each fiscal year's proposed expenditures are included in the financial projection of Commission revenues and expenditures through fiscal year 2021-2022.

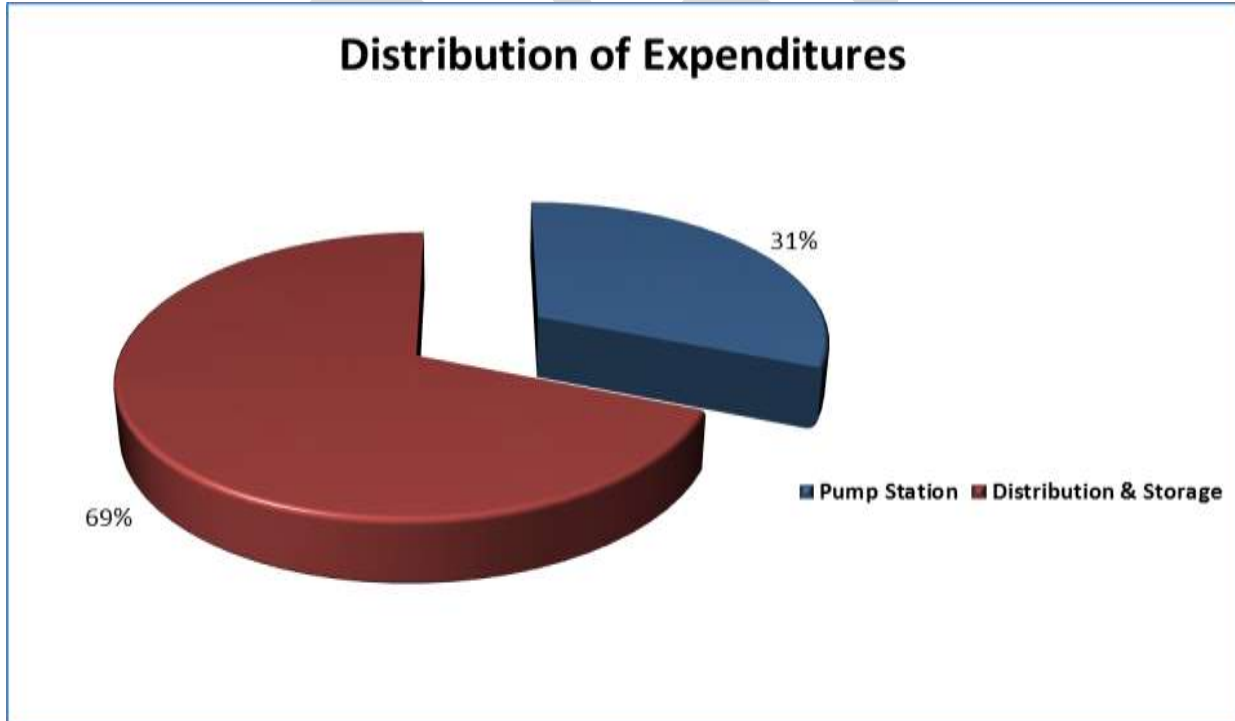
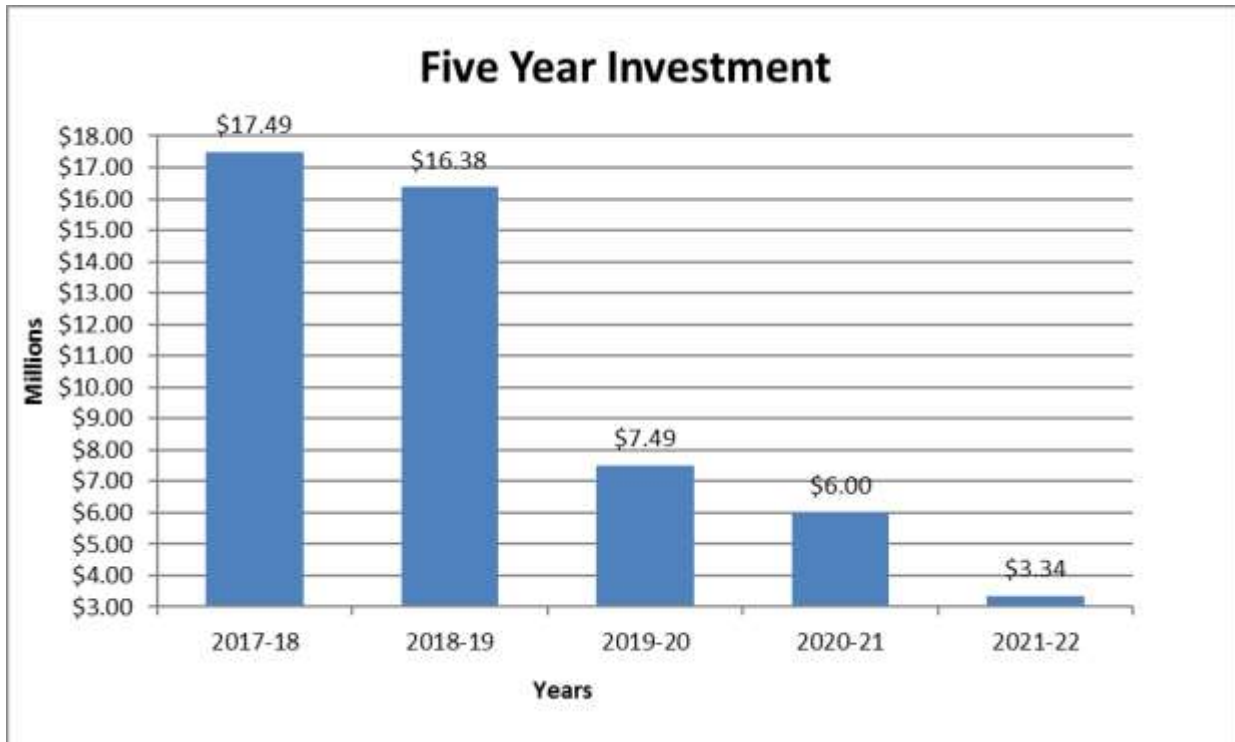
The Commission staff proposes to spend approximately \$50.7 million on 23 projects during the planning period from FY 2017-2018 through FY 2021-2022. The following chart shows the projected annual expenditures over the next five years.

**DUPAGE WATER COMMISSION
2017 – 2022
FIVE YEAR CAPITAL IMPROVEMENT PLAN**

Yearly Capital Costs

Projects	2017-18	2018-19	2019-20	2020-21	2021-22
DuPage Pump Station					
Addition of Pump # 10		\$60,000	\$900,000		
Replacement of SCADA System	\$3,500,000	\$3,000,000			
BackHaul Radio		\$450,000			
Security System Upgrades	\$400,000	\$400,000	\$200,000		
High lift Pump Rehab	\$250,000	\$250,000	\$250,000	\$250,000	\$250,000
Admin Bldg./Pump Station Building Rehab			\$2,000,000	\$2,000,000	
Disinfection Facility Rehab		\$523,740			
E & W Effluent Vault Rehab		\$123,540			
Reservoir Influent Building Rehab		\$170,520			
Replacement of Roof-Mounted Exhaust Fans				\$300,000	
Replacement of Wall-Mounted Supply Fans				\$300,000	
Replacement of Chillers				\$150,000	
Distribution System					
Standpipe Painting	\$1,700,000				
Standpipe Mixing	\$35,000				
Condition Assessment	\$250,000	\$500,000	\$250,000		\$1,000,000
Replacement of Blow-Off Stems		\$100,000	\$50,000		
Cathodic Protection Construction FY 19/20			\$1,094,495		
Cathodic Protection Construction FY 20/21				\$2,000,000	
Cathodic Protection Construction FY 21/22					\$1,094,495
Distribution System Upgrades			\$1,000,000	\$1,000,000	\$1,000,000
Bartlett Supply Line	\$10,000,000	\$10,000,000	\$1,000,000		
Meter Replacement	\$550,000	\$800,000	\$750,000		
Meter Station Rehab	\$800,000				
	\$17,485,000	\$16,377,800	\$7,494,495	\$6,000,000	\$3,344,495

DuPAGE WATER COMMISSION
2017 – 2022
FIVE YEAR CAPITAL IMPROVEMENT PLAN



**DUPAGE WATER COMMISSION
2017 – 2022
FIVE YEAR CAPITAL IMPROVEMENT PLAN**

DUPAGE PUMP STATION IMPROVEMENTS



**DUPAGE WATER COMMISSION
2017 – 2022
FIVE YEAR CAPITAL IMPROVEMENT PLAN**

PROJECT: Pump #10

LOCATION: DuPage Pumping Station

DESCRIPTION: Install 30 MGD split case centrifugal pump, 1750 H.P. motor, and associated piping in space reserved for future pump.

PURPOSE: To increase pumping capacity from 185 MGD to 205 MGD to satisfy future demand requirements.

BENEFIT: To keep up with current rising water demand, new customers, and maintain current ability to remove pumps from service without reducing pumping capacity.

ESTIMATED COST: (CURRENT YEAR DOLLARS)

LAND/ROW: Improvements to be constructed on property owned by the Commission.

COST: \$960,000

TIMING: Fiscal year 2018-2019 – Engineering

Fiscal year 2019-2020 – Installation

**DUPAGE WATER COMMISSION
2017 – 2022
FIVE YEAR CAPITAL IMPROVEMENT PLAN**

PROJECT: SCADA

LOCATION: DuPage Pumping Station

DESCRIPTION: Replace the Commission current Supervisory Control and Data Acquisition (SCADA) system.

PURPOSE: The current SCADA system has been in place since 1991 with two major hardware and software upgrades over the years. The system is a sole source proprietary system from a manufacturer in California. The only source of support is located in California.

BENEFIT: The Commission would like to replace the SCADA system with an open source system where there are a multiple local vendors available for support.

ESTIMATED COST: (CURRENT YEAR DOLLARS)

LAND/ROW: Improvements to be constructed on property owned by the Commission.

COST: \$6,500,000

TIMING: Fiscal year 2017-2018 – Engineering/installation

Fiscal year 2018-2019 – Installation/implementation

**DUPAGE WATER COMMISSION
2017 – 2022
FIVE YEAR CAPITAL IMPROVEMENT PLAN**

PROJECT: **Radio Back-Haul System**

LOCATION: DuPage Pumping Station / Remote Sites

DESCRIPTION: Replace existing dedicated phone line with a microwave radio system that will transmit SCADA field data between the Commission's master radio and the Commission headquarters.

PURPOSE: Elimination of cost to support AT&T phone lines and increase reliability of the Commission communication system.

BENEFIT: The microwave radio system would impose communication up-time and reduce long term maintenance and support costs from AT&T.

ESTIMATED COST: (CURRENT YEAR DOLLARS)

LAND/ROW: Improvements to be constructed on property leased by the Commission.

COST: \$450,000

TIMING: Fiscal year 2018-2019 – Engineering & Installation

**DuPAGE WATER COMMISSION
2017 – 2022
FIVE YEAR CAPITAL IMPROVEMENT PLAN**

PROJECT: Security Upgrades

LOCATION: DuPage Pumping Station / Remote Sites

DESCRIPTION: Upgrade and augment existing surveillance cameras, fencing, intrusion detection, and security communication systems at the Commission Pumping Station and remote facilities.

PURPOSE: Maintain the Commission ability to monitor and protect its assets from vandalism or security threats.

BENEFIT: Provide the Commission with the most current, reliable, cost efficient, and up to date security system. Securing the Commission assets is essential to providing clean and safe water to the resident of DuPage County

ESTIMATED COST: (CURRENT YEAR DOLLARS)

LAND/ROW: Improvements to be constructed on property leased by the Commission.

COST: \$1,000,000

TIMING: Fiscal years 2017-2020 – Engineering & Installation

**DUPAGE WATER COMMISSION
2017 – 2022
FIVE YEAR CAPITAL IMPROVEMENT PLAN**

PROJECT: High lift Pump Repair

LOCATION: DuPage Pumping Station

DESCRIPTION: Develop and issue repair contract for: removing each vertical main pump (Pumps No. 1, 2, and 3) shipping the pumps to an offsite specialty facility for repair and reconditioning of the pumps

PURPOSE: There is excessive leakage from mechanical seals on the three (3) vertical main pumps, particularly pumps No. 1 & 2. Attempts to resolve the seal leakage issue through field service have not been successful over the long term.

BENEFIT: Repairing the pumps will help to extend their useful life while eliminating safety and housecleaning issued caused by the water leakage.

ESTIMATED COST: (CURRENT YEAR DOLLARS)

COST: \$1,250,000

TIMING: Fiscal years 2017-2022 – Work Completion

**DUPAGE WATER COMMISSION
2017 – 2022
FIVE YEAR CAPITAL IMPROVEMENT PLAN**

PROJECT: Exterior and Interior Building Rehabilitation

LOCATION: DuPage Pumping Station

DESCRIPTION: This project will rehabilitate exterior and interior portions of the Administration Building/Pump Station.

PURPOSE: The Administration Building / Pump Station is approximately 25 years old. Areas of the building have deteriorated due to the normal effects of weather on the structure and its time in service. The major findings from the assessment are summarized below:

- Window systems do not operate properly allowing air and water to leak into the building
- Corrosion of exterior door hardware and lintels
- Water leakage at the wall sleeve and seal for the 72" High Service Discharge Pipe at the west end of the pipe gallery
- Water damage and peeling paint in various areas
- Replacement of the ComEd Yard security brick wall
- Additional cracks and spalls of the interior glazed concrete block in various areas of the pump station.

BENEFIT: Rehabilitation of these issues will return building to near original condition and increase life expectancies.

ESTIMATED COST: (CURRENT YEAR DOLLARS)

COST: \$4,000,000

TIMING: Fiscal years 2019-2021 – Work Completion

**DUPAGE WATER COMMISSION
2017 – 2022
FIVE YEAR CAPITAL IMPROVEMENT PLAN**

PROJECT: Disinfection Facility Exterior and Interior Building Rehabilitation

LOCATION: DuPage Pumping Station

DESCRIPTION: This project will rehabilitate exterior and interior portions of the Disinfection Facility.

PURPOSE: This project will include the following related work for the equipment and the facility:

- Replacing the existing feed pumps with pumps that are better sized for the chlorine demand conditions of the DWC system.
- Install a spill containment sump at the fill station with a controlled outlet to a nearby sanitary sewer.
- Install outdoor storage tank level indicators adjacent to the fill station, with a high level alarm light.

Make general repairs to the facility including:

- Repair of concrete and masonry
- Preparation and painting of all interior surfaces
- Replacement of damaged floor coatings

BENEFIT: Rehabilitation of these issues will return building to near original condition and increase life expectancies.

ESTIMATED COST: (CURRENT YEAR DOLLARS)

COST: \$523,740

TIMING: Fiscal year 2018-2019 – Work Completion

**DUPAGE WATER COMMISSION
2017 – 2022
FIVE YEAR CAPITAL IMPROVEMENT PLAN**

PROJECT: E & W Effluent Vault Exterior and Interior Building Rehabilitation

LOCATION: DuPage Pumping Station

DESCRIPTION: This project will rehabilitate exterior and interior portions of the East Effluent Vault.

PURPOSE: This project will include the following related work for the equipment and the facility:

- Masonry tuckpointing and restoration
- Replacement of exterior door hardware and painting of lintel
- Painting of corroded interior handrails and other metallic surfaces
- Painting of corroded process piping, valves and equipment
- Sealing of water leakage at wall penetrations and cracks
- Repair of cracked or deteriorated concrete areas

BENEFIT: Rehabilitation of these issues will return building to near original condition and increase life expectancies.

ESTIMATED COST: (CURRENT YEAR DOLLARS)

COST: \$123,540

TIMING: Fiscal year 2018-2019 – Work Completion

**DUPAGE WATER COMMISSION
2017 – 2022
FIVE YEAR CAPITAL IMPROVEMENT PLAN**

PROJECT: Reservoir Influent Building Exterior and Interior Building Rehabilitation

LOCATION: DuPage Pumping Station

DESCRIPTION: This project will rehabilitate exterior and interior portions of the Reservoir Influent Building.

PURPOSE: This project will rehabilitate exterior and interior portions of the Reservoir Influent Building. Work will include:

- Masonry tuckpointing and restoration
- Replacement of exterior door hardware and painting of lintel
- Painting of corroded metallic surfaces
- Further inspection of structural steel elements. Replace if necessary
- Painting of corroded process piping, valves and equipment
- Repair of cracked or deteriorated concrete areas
- Sealing of water leakage at cracks

BENEFIT: Rehabilitation of these issues will return building to near original condition and increase life expectancies.

ESTIMATED COST: (CURRENT YEAR DOLLARS)

COST: \$170,520

TIMING: Fiscal year 2018-2019 – Work Completion

**DUPAGE WATER COMMISSION
2017 – 2022
FIVE YEAR CAPITAL IMPROVEMENT PLAN**

PROJECT: Replacement of Roof Exhaust Fans

LOCATION: DuPage Pumping Station

DESCRIPTION: This project will replace the roof exhaust fans that have exceeded their useful life as called out in the Commission's 2015 Condition Assessment.

PURPOSE: This project will replace existing roof exhaust fans with new high efficiency fans.

BENEFIT: Replacement of these fans will increase the efficiency of air movement throughout the buildings and decrease energy cost.

ESTIMATED COST: (CURRENT YEAR DOLLARS)

COST: \$300,000

TIMING: Fiscal year 2020-2021 – Work Completion

**DUPAGE WATER COMMISSION
2017 – 2022
FIVE YEAR CAPITAL IMPROVEMENT PLAN**

PROJECT: Replacement of Wall Supply Fans

LOCATION: DuPage Pumping Station

DESCRIPTION: This project will replace the wall supply fans that have exceeded their useful life as called out in the Commission's 2015 Condition Assessment.

PURPOSE: This project will replace existing wall supply fans with new high efficiency fans.

BENEFIT: Replacement of these fans will increase the efficiency of air movement throughout the buildings and decrease energy cost.

ESTIMATED COST: (CURRENT YEAR DOLLARS)

COST: \$300,000

TIMING: Fiscal year 2020-2021 – Work Completion

**DUPAGE WATER COMMISSION
2017 – 2022
FIVE YEAR CAPITAL IMPROVEMENT PLAN**

PROJECT: Replacement of Chillers

LOCATION: DuPage Pumping Station

DESCRIPTION: This project will replace the roof mounted chillers that have exceeded their useful life as called out in the Commission's 2015 Condition Assessment.

PURPOSE: This project will replace existing chillers with new higher efficiency units.

BENEFIT: Replacement of these chillers will increase the efficiency of conditioning of the environment throughout the buildings and decrease energy cost.

ESTIMATED COST: (CURRENT YEAR DOLLARS)

COST: \$150,000

TIMING: Fiscal year 2020-2021 – Work Completion

**DUPAGE WATER COMMISSION
2017 – 2022
FIVE YEAR CAPITAL IMPROVEMENT PLAN**

DISTRIBUTION & STORAGE IMPROVEMENTS



**DUPAGE WATER COMMISSION
2017 – 2022
FIVE YEAR CAPITAL IMPROVEMENT PLAN**

PROJECT: Repainting Commission Standpipe

LOCATION: Tank 3 Naperville

DESCRIPTION: Removal of existing coating system and apply new coating system.

PURPOSE: Normal maintenance and the mitigation of corrosion.

BENEFIT: Extend the life of the standpipes.

ESTIMATED COST: (CURRENT YEAR DOLLARS)

LAND/ROW: Improvements to be constructed on property presently owned by the Commission.

COST: \$1,700,000

TIMING: Fiscal year 2017-2018

**DUPAGE WATER COMMISSION
2017 – 2022
FIVE YEAR CAPITAL IMPROVEMENT PLAN**

PROJECT: StandPipe Mixing

LOCATION: Tank 1 Roselle
Tank 3 Naperville
Tank 4 E Naperville

DESCRIPTION: Installation of Temperature Monitoring systems at standpipes to track effectiveness of mixing system

PURPOSE: Standpipes traditionally have problems with water quality due to poor mixing. The addition of a temperature monitoring system will actively provide data to track water movement throughout the tank.

BENEFIT: Addition of a temperature monitoring system will help verify the effectiveness of the mixing system and provide valuable information that can be used for operational decision making.

ESTIMATED COST (CURRENT YEAR DOLLARS)

LAND/ROW: Improvements to be constructed on property presently owned by the Commission.

CONSTRUCTION: \$35,000

TIMING: Fiscal year 2017-2018

**DUPAGE WATER COMMISSION
2017 – 2022
FIVE YEAR CAPITAL IMPROVEMENT PLAN**

PROJECT: **Condition Assessment Remediation**

LOCATION: Various Locations within Cook and DuPage Counties

DESCRIPTION: Address any deficiencies identified in the Condition Assessment Report.

PURPOSE: Deficiencies identified to primary, backup, or ancillary equipment would be rectified to prevent any system failures.

BENEFIT: Remediation of problems, possible structural defects, or equipment inadequacies in the Commission assets. This remediation will help avoid any concerns that could affect the Commission's ability to deliver water either short or long term.

ESTIMATED COST: (CURRENT YEAR DOLLARS)

ENGINEERING: \$2,000,000

TIMING: Fiscal years 2017-2022 – Engineering

**DUPAGE WATER COMMISSION
2017 – 2022
FIVE YEAR CAPITAL IMPROVEMENT PLAN**

PROJECT: **Replacement of Blow-off Valves Stems**

LOCATION: Various Locations within Cook and DuPage Counties

DESCRIPTION: Replacement of Blow-off valve stem risers that have corroded over the years. The original hollow core risers will be replaced with solid core Aluminum riser that have a much longer life span.

PURPOSE: As the current valve stems continue to age and corrode, they are starting to break when operated. These failures increase the time and costs to facilitate pipeline repairs and routine maintenance. As a result, it may extend the length of pipeline isolations which interrupts the supply to Commission customers.

BENEFIT: Eliminate the possible inability to operate the Commission's transmission line valves when needed.

ESTIMATED COST (CURRENT YEAR DOLLARS)

LAND/ROW: Improvements to be constructed on property presently owned by the Commission.

COST: \$150,000

TIMING: Fiscal years 2017-2019 – Engineering & Construction

**DUPAGE WATER COMMISSION
2017 – 2022
FIVE YEAR CAPITAL IMPROVEMENT PLAN**

PROJECT: Corrosion Mitigation of Steel Water Mains

LOCATION: Various Locations within Cook and DuPage Counties

DESCRIPTION: Design and construction of corrosion mitigation measures for steel water mains.

PURPOSE: Mitigating the influences of corrosion, and/or stray electrical current, on the Commission's steel water mains.

BENEFIT: Extend the life of the water mains which will increase the time between replacement and decrease the amount of water lost due to leakage.

ESTIMATED COST: (CURRENT YEAR DOLLARS)

LAND/ROW: Improvements to be constructed on Public Right of Way or Commission Easements.

COST: \$4,188,990

TIMING: Fiscal years 2019-2022 – Construction

**DUPAGE WATER COMMISSION
2017 – 2022
FIVE YEAR CAPITAL IMPROVEMENT PLAN**

PROJECT: **Distribution System Upgrades**

LOCATION: Various Locations within Cook and DuPage Counties

DESCRIPTION: Replacement of valves, pipes, and other structures in the distribution system

PURPOSE: As assets continue to age their failure rate increases which prevents them operating as required. As a result, it's become necessary to extend the size and duration of pipeline isolations which interrupts the supply to other customers.

BENEFIT: Eliminate the possibility of future distribution system assets failures and insure a reliable delivery system for our customers.

ESTIMATED COST (CURRENT YEAR DOLLARS)

LAND/ROW: Improvements to be constructed in Right of Way

COST: \$3,000,000

TIMING: Fiscal years 2019-2022 – Construction

**DUPAGE WATER COMMISSION
2017 – 2022
FIVE YEAR CAPITAL IMPROVEMENT PLAN**

PROJECT: Bartlett Supply line and Connection Facilities

LOCATION: Various Locations within Cook and DuPage Counties

DESCRIPTION: All costs associated with the installation of a water main and construction of connection facilities to delivery Lake Michigan Water to the Village of Bartlett.

PURPOSE: The Village of Bartlett has requested to become a customer of the DuPage Water Commission. This project will build and install the necessary assets to deliver Lake Michigan Water to the residents of Bartlett.

BENEFIT: Delivery of Lake Michigan Water to the Village of Bartlett.

ESTIMATED COST (CURRENT YEAR DOLLARS)

COST: \$21,000,000

TIMING: Fiscal years 2017-2020 – Legal - Engineering - Construction

**DUPAGE WATER COMMISSION
2017 – 2022
FIVE YEAR CAPITAL IMPROVEMENT PLAN**

CUSTOMER METERING FACILITIES



**DUPAGE WATER COMMISSION
2017 – 2022
FIVE YEAR CAPITAL IMPROVEMENT PLAN**

PROJECT: FLOW METER REPLACEMENT

LOCATION: Multiple locations throughout DuPage County

DESCRIPTION: Replacement of customer flow meters.

PURPOSE: Updating flow meters that have outlived their life expectancy.

BENEFIT: Increased accuracy in flow meters used for billing customers.

ESTIMATED COST: (CURRENT YEAR DOLLARS)

LAND/ROW: Improvements to be constructed on Commission owned property.

COST: \$2,100,000

TIMING: Fiscal years 2017-2020 – Installation

**DuPAGE WATER COMMISSION
2017 – 2022
FIVE YEAR CAPITAL IMPROVEMENT PLAN**

PROJECT: Meter Station Rehabilitation

LOCATION: Multiple locations throughout DuPage County

DESCRIPTION: This project will rehabilitate exterior and interior portions of the Meter stations and surrounding areas.

PURPOSE: This project will include the following related work for the equipment and the facility:

- Masonry tuckpointing and restoration
- Replacement of exterior door hardware and painting of lintel
- Painting of corroded interior handrails and other metallic surfaces
- Painting of corroded process piping, valves and equipment
- Sealing of water leakage at wall penetrations and cracks
- Repair of cracked or deteriorated concrete areas
- Site grading and landscape restoration

BENEFIT: Rehabilitation of these issues will return building to near original condition and increase life expectancies.

ESTIMATED COST: (CURRENT YEAR DOLLARS)

LAND/ROW: Improvements to be constructed on property presently owned by the Commission.

COST: \$800,000

TIMING: Fiscal year 2017-2018