

COMPREHENSIVE CHEMICAL ANALYSIS
CITY OF CHICAGO - DEPARTMENT OF WATER MANAGEMENT - BUREAU OF WATER SUPPLY
WATER QUALITY DIVISION-WATER PURIFICATION LABORATORIES
 LABORATORY ACCREDITATION NUMBER: 100228

Q1, 2007

SAMPLE COLLECTION: 3/27/2007

PARAMETER	IEPA MCL	DETERMINED AS	STORET NUMBER	SOUTH WATER PURIFICATION PLANT				JARDINE WATER PURIFICATION PLANT				
				RAW LAKE	OUTLETS		***DISTRIBUTION SOUTH	RAW LAKE	OUTLETS		***DISTRIBUTION	
					73rd Street	79th Street			North	Central	Central	North
TEMPERATURE		°C	00010	16	15	14	18	15	16	16	17	16
TURBIDITY	0.5	N.T.U.	82079	0.60	0.10	0.10	0.10	1.10	0.10	0.10	0.10	0.10
THRESHOLD ODOR, STRAIGHT	*3	T.O.N	00086		1Cc	1Cc	1Cc		1Cc	1Cc	2Cc	1Cc
THRESHOLD ODOR, DECHLORINATED	*3	T.O.N.		1M	1M	1M	1M	2M	2M	2M	2M	2M
COLOR	*15	Pt.-Co. Units	00080	0	0	0	0	0	0	0	0	0
pH	*6.5-8.5	STD. Units	00040	8.14	7.50	7.47	7.57	8.14	7.53	7.52	7.68	7.65
FREE CHLORINE RESIDUAL		CL ₂ , mg/L	50064	0.00	1.01	1.01	0.79	0.00	1	0.98	0.72	0.80
SATURATION INDEX, LANGELIER		UNITS +/-		0.22	-0.46	-0.49	-0.362	0.236	-0.41	-0.44	-0.24	-0.26
ALKALINITY, PHENOLPHTHALEIN		CaCO ₃ , mg/L	00415	0	0	0	0	0	0	0	0	0
ALKALINITY, TOTAL		CaCO ₃ , mg/L	00410	112	104	104	106	115	107	105	108	108
BROMIDE		Br, mg/L	71870	o/s	o/s	o/s	o/s	o/s	o/s	o/s	o/s	o/s
CHLORIDE	*250	Cl, mg/L	00940	o/s	o/s	o/s	o/s	o/s	o/s	o/s	o/s	o/s
FLUORIDE	4	F, mg/L	00951	0.19	0.88	0.96	0.93	0.26	0.97	0.98	0.96	0.96
SULFATE	*250	SO ₄ , mg/L	00945	o/s	o/s	o/s	o/s	o/s	o/s	o/s	o/s	o/s
HARDNESS		CaCO ₃ , mg/L	00900	144	142	138	143	144	143	143	142	142
CALCIUM		Ca, mg/L	00916	36.7	35.9	35.6	35.9	36.5	36.7	36.1	36.4	36.5
MAGNESIUM		Mg, mg/L	00927	11.0	10.9	10.7	10.9	11.1	11.0	11.1	11.1	10.9
POTASSIUM		K, mg/L	00937	1.2	1.1	1.2	1.2	1.5	1.4	1.6	1.1	1.4
SODIUM		Na, mg/L	00006	7.7	7.7	7.7	8.0	7.7	8.2	8.1	8.3	8.3
SOLIDS, TOTAL DISSOLVED	*500	TDS, mg/L	00150	159	149	165	173	173	172	175	174	175
SOLIDS, TOTAL		Tot. Sol., mg/L	00500	183	198	201	193	183	200	193	195	198
TOTAL ORGANIC CARBON		NPOC, mg/L	00680	1.55	1.76	1.79	1.78	1.64	1.65	1.66	1.89	1.71
OXYGEN DEMAND, CHEMICAL		O, mg/L	00335	<5	<5	<5	10	<5	16	<5	11	<5
NITROGEN, AMMONIA		N, mg/L	00610	o/s	o/s	o/s	o/s	o/s	o/s	o/s	o/s	o/s
NITROGEN, NITRATE	10	N, mg/L	00620	0.296	0.294	0.294	0.320	0.294	0.314	0.317	0.319	0.323
NITROGEN, NITRITE	1	N, mg/L	00615	<0.01	<0.01	<0.01	<0.01	<0.01	<0.01	<0.01	<0.01	<0.01
NITROGEN, TOTAL KJELDAHL		N, mg/L	00625	o/s	o/s	o/s	o/s	o/s	o/s	o/s	o/s	o/s
ORTHOPHOSPHATE		PO ₄ , mg/L	00660	<0.05	0.491	0.457	0.459	<0.05	0.437	0.421	0.437	0.466
PHOSPHATE, TOTAL		PO ₄ , mg/L	00650	<0.05	1.179	0.973	1.011	<0.05	0.960	0.944	0.918	1.035
CYANIDE, TOTAL	200	CN, ug/L	00720	<1	<1	<1	<1	1.12	<1	<1	<1	<1
RADIOACTIVITY, GROSS ALPHA	15	pCi/L	01501	o/s	o/s	o/s	o/s	o/s	o/s	o/s	o/s	o/s
RADIOACTIVITY, GROSS BETA	50	pCi/L	03501	o/s	o/s	o/s	o/s	o/s	o/s	o/s	o/s	o/s

* Federal/State Secondary MCL's

** Action Level

***Distribution samples are composited.

COMPREHENSIVE CHEMICAL ANALYSIS
CITY OF CHICAGO - DEPARTMENT OF WATER MANAGEMENT - BUREAU OF WATER SUPPLY
WATER QUALITY DIVISION-WATER PURIFICATION LABORATORIES
LABORATORY ACCREDITATION NUMBER: 100228

Q1, 2007

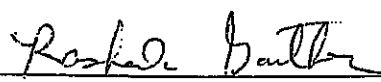
SAMPLE COLLECTION: 3/27/2007

PARAMETER	IEPA MCL	DETERMINED AS	STORET NUMBER	SOUTH WATER PURIFICATION PLANT				JARDINE WATER PURIFICATION PLANT				
				RAW LAKE	OUTLETS		***DISTRIBUTION South	RAW LAKE	OUTLETS		***DISTRIBUTION Central North	
					73rd Street	79th Street			North	Central		
ALUMINUM		Al, µg/L	01105	12	32	33	33	30	32	44	32	34
ANTIMONY	6	Sb, µg/L	01268	<1	<1	<1	<1	<1	<1	<1	<1	<1
ARSENIC	10	As, µg/L	01002	1	<1	<1	<1	<1	<1	<1	<1	<1
BARIUM	2000	Ba, µg/L	01007	20	20	19	19	21	20	20	20	20
BERYLLIUM	4	Be, µg/L	01012	<1	<1	<1	<1	<1	<1	<1	<1	<1
BORON		B, µg/L	01022	34	34	10	9	23	18	20	14	23
CADMIUM	5	Cd, µg/L	01027	<1	<1	<1	<1	<1	<1	<1	<1	<1
CHROMIUM	100	Cr, µg/L	01034	<1	2	2	5	1	4	2	3	4
COBALT		Co, µg/L	01037	<1	<1	<1	<1	<1	<1	<1	<1	<1
COPPER	**1300	Cu, µg/L	01042	<1	<1	1	2	5	<1	2	2	<1
IRON	*300	Fe, µg/L	01045	<6	<6	<6	<6	20	<6	<6	<6	8
LEAD	**15	Pb, µg/L	01051	<1	<1	<1	<1	<1	<1	<1	<1	1
LITHIUM		Li, µg/L	01132	<2	<2	<2	<2	<2	<2	<2	<2	<2
MANGANESE	*50	Mn, µg/L	01055	<8	<8	<8	<8	<8	<8	<8	<8	<8
MERCURY	2	Hg, µg/L	71900	<0.2	<0.2	<0.2	<0.2	<0.2	<0.2	<0.2	<0.2	<0.2
MOLYBDENUM		Mo, µg/L	01062	<1	<1	<1	<1	<1	<1	<1	<1	<1
NICKEL	100	Ni, µg/L	01067	<1	<1	<1	<1	2	1	1	<1	<1
SELENIUM	50	Se, µg/L	01147	<1	<1	<1	<1	<1	<1	<1	<1	<1
SILICON		Si, µg/L	01142	860	1063	1072	1083	904	1077	1058	1000	1036
SILVER	*100	Ag, µg/L	01077	<1	<1	<1	<1	<1	<1	<1	<1	<1
STRONTIUM		Sr, µg/L	01082	118	117	120	119	120	120	122	120	119
THALLIUM	2	Tl, µg/L	01059	<1	<1	<1	<1	<1	<1	<1	<1	<1
TITANIUM		Ti, µg/L	01152	<5	<5	<5	<5	<5	<5	<5	<5	<5
VANADIUM		V, µg/L	00985	75	73	65	85	73	84	84	81	80
ZINC	*5000	Zn, µg/L	01092	<4	<4	<4	5	<4	<4	<4	20	10


* Federal/State Secondary MCL's

** Action Level

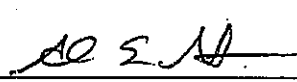
***Distribution samples are composited.




CHIEF WATER CHEMIST



DIRECTOR OF LABORATORIES



MANAGER, WATER QUALITY



DEPUTY COMMISSIONER

COMPREHENSIVE CHEMICAL ANALYSIS
CITY OF CHICAGO - DEPARTMENT OF WATER MANAGEMENT - BUREAU OF WATER SUPPLY
WATER QUALITY DIVISION-WATER PURIFICATION LABORATORIES

LABORATORY ACCREDITATION NUMBER: 100228

SAMPLE COLLECTION DATE: 9/27/2007 (3RD QTR)

PARAMETER	IEPA MCL	DETERMINED AS	STORET NUMBER	SOUTH WATER PURIFICATION PLANT				JARDINE WATER PURIFICATION PLANT				
				RAW LAKE	OUTLETS		***DISTRIBUTION	RAW LAKE	OUTLETS		***DISTRIBUTION	
					73rd Street	79th Street	SOUTH		North	Central	North	Central
TEMPERATURE		°C	00010	19	20	20	20	19	20	20	20	21
TURBIDITY	0.5	N.T.U.	82079	0.40	0.10	0.10	0.15	2.75	0.10	0.10	0.15	0.10
THRESHOLD ODOR, STRAIGHT	*3	T.O.N	00086	1M	1Cc	1Cc	1Cc	1M	1Cc	1Cc	1Cc	1Cc
THRESHOLD ODOR, DECHLORINATED	*3	T.O.N.			1E	1M	1M		1M	1M	0.5M	0.5M
COLOR	*15	Pt.-Co. Units	00080	0	0	0	0	0	0	0	0	0
pH	*6.5-8.5	STD. Units	00040	8.23	7.63	7.62	7.74	8.33	7.66	7.71	7.78	7.79
FREE CHLORINE RESIDUAL		CL ₂ , mg/L	50064	0	1.01	1.01	0.74	0	1.01	0.99	0.60	0.71
SATURATION INDEX, LANGELIER		UNITS +/-		0.24	-0.36	-0.37	-0.26	0.37	-0.35	-0.30	-0.47	-0.21
ALKALINITY, PHENOLPHTHALEIN		CaCO ₃ , mg/L	00415	1	0	0	0	0	0	0	0	0
ALKALINITY, TOTAL		CaCO ₃ , mg/L	00410	110	99	101	97	107	99	98	99	99
BROMIDE		Br, mg/L	71870	0.030	<0.01	<0.01	<0.01	0.029	<0.01	<0.01	<0.01	<0.01
CHLORIDE	*250	Cl, mg/L	00940	12.5	14.2	14.2	14.3	12.2	13.8	13.8	14.0	14.4
FLUORIDE	4	F, mg/L	00951	0.13	0.95	0.95	0.87	0.14	0.89	0.89	0.91	0.96
SULFATE	*250	SO ₄ , mg/L	00945	23.4	29.3	29.2	29.9	23.1	28.0	28.2	28.2	28.6
HARDNESS		CaCO ₃ , mg/L	00900	119	113	117	118	118	118	115	122	119
CALCIUM		Ca, mg/L	00916	32.8	32.2	32.6	32.9	32.9	32.8	32.4	32.5	32.0
MAGNESIUM		Mg, mg/L	00927	12.4	12.6	12.2	12.5	12.4	12.5	12.5	12.3	12.4
POTASSIUM		K, mg/L	00937	1.7	1.6	1.7	1.6	1.6	1.6	1.6	1.2	1.6
SODIUM		Na, mg/L	00006	7.5	7.9	7.8	7.8	7.2	7.5	7.6	7.7	7.8
SOLIDS, TOTAL DISSOLVED	*500	TDS, mg/L	00150	124	158	153	155	156	165	162	160	160
SOLIDS, TOTAL		Tot. Sol., mg/L	00500	144	127	152	154	162	160	163	162	163
TOTAL ORGANIC CARBON		NPOC, mg/L	00680	1.83	1.69	1.67	1.82	1.96	1.69	1.68	1.74	1.88
OXYGEN DEMAND, CHEMICAL		O, mg/L	00335	<5	<5	<5	<5	<5	<5	<5	<5	<5
NITROGEN, AMMONIA		N, mg/L	00610	o/s	o/s	o/s	o/s	o/s	o/s	o/s	o/s	o/s
NITROGEN, NITRATE	10	N, mg/L	00620	0.250	0.242	0.243	0.243	0.252	0.227	0.228	0.225	0.240
NITROGEN, NITRITE	1	N, mg/L	00615	<0.02	<0.02	<0.02	<0.02	<0.02	<0.02	<0.02	<0.02	<0.02
NITROGEN, TOTAL KJELDAHL		N, mg/L	00625	o/s	o/s	o/s	o/s	o/s	o/s	o/s	o/s	o/s
ORTHOPHOSPHATE		PO ₄ , mg/L	00660	<0.05	0.504	0.468	0.480	<0.05	0.450	0.480	0.517	0.460
PHOSPHATE, TOTAL		PO ₄ , mg/L	00650	<0.05	0.875	0.964	0.895	<0.05	0.900	0.884	0.893	0.837
CYANIDE, TOTAL	200	CN, ug/L	00720	<1	<1	<1	<1	<1	<1	<1	<1	<1
RADIOACTIVITY, GROSS ALPHA	15	pCi/L	01501	<1	<1	<1	<1	<1	<1	<1	<1	<1
RADIOACTIVITY, GROSS BETA	50	pCi/L	03501	1	1	1	1	2	1	2	1	1

* Federal/State Secondary MCL's

** Action Level

***Distribution samples are composited.

COMPREHENSIVE CHEMICAL ANALYSIS
CITY OF CHICAGO - DEPARTMENT OF WATER MANAGEMENT - BUREAU OF WATER SUPPLY
WATER QUALITY DIVISION-WATER PURIFICATION LABORATORIES
 LABORATORY ACCREDITATION NUMBER: 100228


SAMPLE COLLECTION DATE: 9/27/2007 (3RD QTR)

PARAMETER	IEPA MCL	DETERMINED AS	STORET NUMBER	SOUTH WATER PURIFICATION PLANT				JARDINE WATER PURIFICATION PLANT				
				RAW LAKE	OUTLETS		***DISTRIBUTION South	RAW LAKE	OUTLETS		***DISTRIBUTION Central North	
					73rd Street	79th Street			Central	North		
ALUMINUM		Al, µg/L	01105	<5.0	66	59	51	<5.0	67	66	56	53
ANTIMONY	6	Sb, µg/L	01268	<1	<1	<1	<1	<1	<1	<1	<1	<1
ARSENIC	10	As, µg/L	01002	<1	1	1	1	1	1	1	1	1
BARIUM	2000	Ba, µg/L	01007	24	24	24	23	24	23	23	23	23
BERYLLIUM	4	Be, µg/L	01012	<1	<1	<1	<1	<1	<1	<1	<1	<1
BORON		B, µg/L	01022	66	64	64	64	63	63	62	62	63
CADMIUM	5	Cd, µg/L	01027	<1	<1	<1	<1	<1	<1	<1	<1	<1
CHROMIUM	100	Cr, µg/L	01034	5	7	8	7	7	6	7	6	6
COBALT		Co, µg/L	01037	<1	<1	<1	<1	<1	<1	<1	<1	<1
COPPER	**1300	Cu, µg/L	01042	<1	<1	2	1	8	1	2	1	<1
IRON	*300	Fe, µg/L	00031	37	25	26	31	94	65	26	30	69
LEAD		Pb, µg/L	01051	<1	<1	<1	<1	<1	<1	<1	1	2
LITHIUM		Li, µg/L	01132	<2	<2	<2	<2	<2	<2	<2	<2	<2
MANGANESE	*50	Mn, µg/L	01055	<2	<2	<2	<2	<2	<2	<2	<2	<2
MERCURY	2	Hg, µg/L	71900	<0.2	<0.2	<0.2	<0.2	<0.2	<0.2	<0.2	<0.2	<0.2
MOLYBDENUM		Mo, µg/L	01062	17	18	19	17	17	17	16	18	18
NICKEL	100	Ni, µg/L	01067	<1	<1	<1	<1	7	2	5	<1	<1
SELENIUM	50	Se, µg/L	01147	<1	1	2	2	<1	1	2	2	1
SILICON		Si, µg/L	01142	592	783	798	730	631	729	742	722	705
SILVER	*100	Ag, µg/L	01077	<1	<1	<1	<1	<1	<1	<1	<1	<1
STRONTIUM		Sr, µg/L	01082	120	119	118	120	120	121	119	118	118
THALLIUM	2	Tl, µg/L	01059	<1	<1	<1	<1	<1	<1	<1	<1	<1
TITANIUM		Ti, µg/L	01152	<1	<1	<1	<1	<1	<1	<1	<1	<1
VANADIUM		V, µg/L	00985	45	46	44	44	44	44	44	46	44
ZINC	*5000	Zn, µg/L	01092	<4	<4	<4	<4	<4	<4	<4	<4	<4


* Federal/State Secondary MCL's

** Action Level


***Distribution samples are composited.




CHIEF WATER CHEMIST



DIRECTOR OF LABORATORIES



MANAGER OF WATER QUALITY



DEPUTY COMMISSIONER

CITY OF CHICAGO - DEPARTMENT OF WATER MANAGEMENT - BUREAU OF WATER SUPPLY
WATER QUALITY DIVISION-WATER PURIFICATION LABORATORIES

LABORATORY ACCREDITATION NUMBER: 100228

SAMPLE COLLECTION DATE: 11/15/2007 (4th Qtr)

PARAMETER	IEPA MCL	DETERMINED AS	STORET NUMBER	SOUTH WATER PURIFICATION PLANT				JARDINE WATER PURIFICATION PLANT				
				RAW LAKE	OUTLETS		***DISTRIBUTION	RAW LAKE	OUTLETS		***DISTRIBUTION	
					73rd Street	79th Street	SOUTH		North	Central	North	Central
TEMPERATURE		°C	00010	11	12	12	12	8	10	10	12	12
TURBIDITY	0.5	N.T.U.	82079	4.10	0.10	0.10	0.25	3.35	0.10	0.10	0.10	0.10
THRESHOLD ODOR, STRAIGHT	*3	T.O.N	00086		2Cc	2Cc	1Cc		2Cc	2Cc	2Cc	2Cc
THRESHOLD ODOR, DECHLORINATED	*3	T.O.N.		1M	1/2M	1M	1M	1/2M	1/2M	1/2M	1/2M	1M
COLOR	*15	Pt.-Co. Units	00080	0	0	0	0	0	0	0	0	0
pH	*6.5-8.5	STD. Units	00040	8.10	7.53	7.48	7.66	8.15	7.54	7.55	7.78	7.66
FREE CHLORINE RESIDUAL		CL ₂ , mg/L	50064	0	0.96	0.96	0.70	0	1.00	1.00	0.70	0.71
SATURATION INDEX, LANGELIER		UNITS +/-		-0.08	-0.66	-0.71	-0.52	-0.08	-0.70	-0.71	-0.39	-0.53
ALKALINITY, PHENOLPHTHALEIN		CaCO ₃ , mg/L	00415	0	0	0	0	0	0	0	0	0
ALKALINITY, TOTAL		CaCO ₃ , mg/L	00410	111	101	102	100	109	101	101	103	99
BROMIDE		Br, mg/L	71870	0.028	<0.01	<0.01	<0.01	0.026	<0.01	<0.01	<0.01	<0.01
CHLORIDE	*250	Cl, mg/L	00940	11.9	13.3	13.3	13.3	11.3	12.9	12.9	12.9	12.9
FLUORIDE	4	F, mg/L	00951	0.16	0.87	0.88	0.88	0.16	0.88	0.88	0.93	0.90
SULFATE	*250	SO ₄ , mg/L	00945	23.5	30.6	30.1	29.8	23.0	29.4	28.9	28.7	29.2
HARDNESS		CaCO ₃ , mg/L	00900	133	129	130	131	135	131	130	130	129
CALCIUM		Ca, mg/L	00916	32.4	32.6	33.4	33.6	34.7	33.2	32.2	34.4	34.1
MAGNESIUM		Mg, mg/L	00927	12.2	12.1	11.9	12.3	13.1	12.3	12.2	12.5	12.4
POTASSIUM		K, mg/L	00937	1.4	1.5	1.5	1.5	1.5	1.5	1.5	1.6	1.4
SODIUM		Na, mg/L	00006	6.6	7.1	7.2	7.1	6.7	7.0	6.9	7.0	6.8
SOLIDS, TOTAL DISSOLVED	*500	TDS, mg/L	00150	140	142	130	147	153	153	149	136	142
SOLIDS, TOTAL		Tot. Sol., mg/L	00500	156	128	148	168	152	156	160	145	150
TOTAL ORGANIC CARBON		NPOC, mg/L	00680	1.89	1.61	1.60	1.60	1.83	1.58	1.58	1.63	1.60
OXYGEN DEMAND, CHEMICAL		O, mg/L	00335	<5	<5	<5	<5	<5	<5	<5	<5	<5
NITROGEN, AMMONIA		N, mg/L	00610	o/s	o/s	o/s	o/s	o/s	o/s	o/s	o/s	o/s
NITROGEN, NITRATE	10	N, mg/L	00620	0.301	0.278	0.278	0.275	0.295	0.284	0.285	0.281	0.281
NITROGEN, NITRITE	1	N, mg/L	00615	<0.02	<0.02	<0.02	<0.02	<0.02	<0.02	<0.02	<0.02	<0.02
NITROGEN, TOTAL KJELDAHL		N, mg/L	00625	o/s	o/s	o/s	o/s	o/s	o/s	o/s	o/s	o/s
ORTHOPHOSPHATE		PO ₄ , mg/L	00660	<0.05	0.426	0.471	0.458	<0.05	0.424	0.424	0.441	0.439
PHOSPHATE, TOTAL		PO ₄ , mg/L	00650	<0.05	0.968	0.855	0.958	<0.05	0.945	0.915	0.862	0.858
CYANIDE, TOTAL	200	CN, ug/L	00720	<0.001	<0.001	<0.001	<0.001	<0.001	<0.001	<0.001	<0.001	<0.001
RADIOACTIVITY, GROSS ALPHA	15	pCi/L	01501	<1	<1	<1	<1	<1	1	<1	<1	<1
RADIOACTIVITY, GROSS BETA	50	pCi/L	03501	5	5	5	5	5	5	5	5	5

* Federal/State Secondary MCL's

** Action Level

***Distribution samples are composited.

CITY OF CHICAGO - DEPARTMENT OF WATER MANAGEMENT - BUREAU OF WATER SUPPLY
 WATER QUALITY DIVISION PURIFICATION LABORATORIES
 LABORATORY ACCREDITATION NUMBER: 100228

SAMPLE COLLECTION DATE: 11/15/2007 (4th Qtr)

PARAMETER	IEPA MCL	DETERMINED AS	STORET NUMBER	SOUTH WATER PURIFICATION PLANT				JARDINE WATER PURIFICATION PLANT				
				RAW LAKE	OUTLETS		***DISTRIBUTION	RAW LAKE	OUTLETS		***DISTRIBUTION	
					73rd Street	79th Street			South	North	Central	North
ALUMINUM		Al, µg/L	01105	145	37	35	36	124	37	38	32	30
ANTIMONY	6	Sb, µg/L	01268	<1	<1	<1	<1	<1	<1	<1	<1	<1
ARSENIC	10	As, µg/L	01002	<1	<1	1	<1	<1	<1	<1	<1	<1
BARIUM	2000	Ba, µg/L	01007	23	23	23	23	24	23	22	22	22
BERYLLIUM	4	Be, µg/L	01012	2	2	2	2	2	2	2	2	2
BORON		B, µg/L	01022	22	28	22	21	21	24	21	22	20
CADMIUM	5	Cd, µg/L	01027	<1	<1	<1	<1	<1	<1	<1	<1	<1
CHROMIUM	100	Cr, µg/L	01034	6	4	3	4	6	<1	2	<1	1
COBALT		Co, µg/L	01037	<1	<1	<1	<1	<1	<1	<1	<1	<1
COPPER	**1300	Cu, µg/L	01042	<1	<1	1	2	5	<1	2	<1	<1
IRON	*300	Fe, µg/L	00031	60	25	39	88	103	56	27	48	37
LEAD		Pb, µg/L	01051	<1	<1	<1	<1	<1	<1	<1	<1	<1
LITHIUM		Li, µg/L	01132	3	3	3	3	3	3	3	3	3
MANGANESE	*50	Mn, µg/L	01055	1	<1	<1	<1	2	<1	<1	<1	<1
MERCURY	2	Hg, µg/L	71900	<0.2	<0.2	<0.2	<0.2	<0.2	<0.2	<0.2	<0.2	<0.2
MOLYBDENUM		Mo, µg/L	01062	4	3	2	3	2	3	2	2	3
NICKEL	100	Ni, µg/L	01067	<1	<1	<1	<1	8	<1	<1	<1	<1
SELENIUM	50	Se, µg/L	01147	<1	<1	1	<1	<1	<1	<1	<1	<1
SILICON		Si, µg/L	01142	1061	1240	1206	1261	876	1174	1205	1201	1230
SILVER	*100	Ag, µg/L	01077	<1	<1	<1	<1	<1	<1	<1	<1	<1
STRONTIUM		Sr, µg/L	01082	117	120	122	120	117	116	118	112	118
THALLIUM	2	Tl, µg/L	01059	<1	<1	<1	<1	<1	<1	<1	<1	<1
TITANIUM		Ti, µg/L	01152	<1	<1	<1	<1	<1	<1	<1	<1	<1
VANADIUM		V, µg/L	00985	2.2	1.5	1.2	1.4	1	<1	<1	<1	<1
ZINC	*5000	Zn, µg/L	01092	4	15	63	15	<4	<4	<4	51	50


* Federal/State Secondary MCL's

** Action Level

***Distribution samples are composited.


 CHIEF WATER CHEMIST


 DIRECTOR OF LABORATORIES


 MANAGER OF WATER QUALITY


 DEPUTY COMMISSIONER